

The Pride of Top Quality  
**FOOT MASTER®**

---

# Light duty casters

---




## Guide for selection of wheels : Lighty duty casters

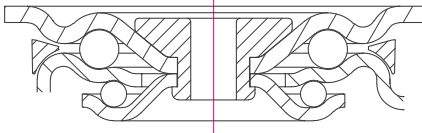
Image	Series	Description	Wheel code	Wheel dia mm	Wheel width mm	Axle bore mm	Hub length mm	Load capacity Kg	Bearing type
	TUN	<ul style="list-style-type: none"> <li>– Injected polyurethane (Shore A92)</li> <li>– PP core</li> <li>– No bearing</li> </ul>	TUN-50-24	50	24	6	29	40	X
			TUN-64-24	64	24	6	29	50	X
			TUN-75-25	75	25	8	40	75	X
			TUN-100-30	100	30	8	40	100	X
			TUN-125-30	125	30	8	40	110	X
	TUS	<ul style="list-style-type: none"> <li>– Injected polyurethane (Shore A92)</li> <li>– PP core</li> <li>– One ball bearing</li> </ul>	TUS-75-25	75	25	8	40	75	6202 ZZ
			TUS-100-30	100	30	8	40	100	6202 ZZ
			TUS-125-30	125	30	8	40	110	6202 ZZ
	TUD	<ul style="list-style-type: none"> <li>– Injected polyurethane (Shore A92)</li> <li>– PP core</li> <li>– Two ball bearings</li> </ul>	TUD-100-30	100	30	8	30	100	608 ZZ
			TUD-125-30	125	30	8	30	110	608 ZZ
			TUD-150-30	150	30	8	30	110	608 ZZ
	HRN	<ul style="list-style-type: none"> <li>– Injected rubber (Shore A85)</li> <li>– PP core</li> <li>– No bearing</li> </ul>	HRN-50-24	50	24	6	29	40	X
			HRN-64-24	64	24	6	29	50	X
			HRN-75-25	75	25	8	40	75	X
			HRN-100-30	100	30	8	40	100	X
	HRS	<ul style="list-style-type: none"> <li>– Injected rubber (Shore A85)</li> <li>– PP core</li> <li>– One ball bearing</li> </ul>	HRS-75-25	75	25	8	40	75	6202 ZZ
			HRS-100-30	100	30	8	40	100	6202 ZZ
			HRS-125-30	125	30	8	40	110	6202 ZZ
	HRD	<ul style="list-style-type: none"> <li>– Injected rubber (Shore A85)</li> <li>– PP core</li> <li>– Two ball bearings</li> </ul>	HRD-100-30	100	30	8	30	100	608 ZZ
			HRD-125-30	125	30	8	30	110	608 ZZ
			HRD-150-30	150	30	8	30	110	608 ZZ
	SUNS / SUND	<ul style="list-style-type: none"> <li>– High elasticity polyurethane (Shore A70)</li> <li>– Nylon core</li> <li>– Two ball bearings (SUNS: one ball bearing)</li> </ul>	SUNS-75-25	75	25	8	40	90	6202 ZZ
			SUND-100-30	100	30	8	30	100	608 ZZ
			SUND-125-30	125	30	8	30	110	608 ZZ
	LUD	<ul style="list-style-type: none"> <li>– Cast polyurethane (Shore A90)</li> <li>– Aluminum core</li> <li>– Two ball bearings</li> </ul>	LUD-75-30	75	30	8	30	90	608 ZZ
			LUD-100-30	100	30	8	30	120	608 ZZ
			LUD-125-30	125	30	8	30	120	608 ZZ
			LUD-150-30	150	30	8	30	120	608 ZZ
	LUD-WEU	<ul style="list-style-type: none"> <li>– Cast polyurethane (Shore A90)</li> <li>– Aluminum core</li> <li>– Two ball bearings</li> <li>– Anti-static version (10<sup>8</sup>~10<sup>9</sup>Ωcm)</li> </ul>	LUD-WEU-75-30	75	30	8	30	90	608 ZZ
			LUD-WEU-100-30	100	30	8	30	120	608 ZZ
			LUD-WEU-125-30	125	30	8	30	120	608 ZZ
			LUD-WEU-150-30	150	30	8	30	120	608 ZZ
	LUP	<ul style="list-style-type: none"> <li>– Cast polyurethane (Shore A90)</li> <li>– Aluminum core</li> <li>– Plain bearing</li> </ul>	LUP-75-17	75	17	10	22	75	Plain

# FOOT MASTER®

## Light duty casters GL series











**kg** 40~100kg    **RoHS**    **°C** -10~90°C



**Brackets:** Pressed steel plate, strong integrated pressed steel frame, dust protection cover in the swivel head(50/60 series: none), smooth-operating top brake system(50/65 series: side brake), bolted wheel axle structure

**Surface Treatment:** Zinc plated

\* Recommended Load = Load Cap. × 3

Swivel	Rigid	Swivel with brake	Wheel type	 mm	 mm	 Kg	 mm	 mm	 mm	 mm	 mm
GL-50-ASF	GL-50-ARF	GL-50-BSF	TUN	50	24	40	70	22	[SF] 65x48 [RF] 65x38	54x24	7
GL-65-ASF	GL-65-ARF	GL-65-BSF		64	24	50	82	22			
GL-75-ASF	GL-75-ARF	GL-75-BSF		75	25	65	105	40	95x64	78x45 72x45	9
GL-100-ASF	GL-100-ARF	GL-100-BSF		100	30	90	130	37			
GL-125-ASF	GL-125-ARF	GL-125-BSF		125	30	100	157	35			
GL-50-ASF	GL-50-ARF	GL-50-BSF	HRN	50	24	40	70	22	[SF] 65x48 [RF] 65x38	54x24	7
GL-65-ASF	GL-65-ARF	GL-65-BSF		64	24	50	82	22			
GL-75-ASF	GL-75-ARF	GL-75-BSF		75	25	65	105	40	95x64	78x45 72x45	9
GL-100-ASF	GL-100-ARF	GL-100-BSF		100	30	90	130	37			
GL-125-ASF	GL-125-ARF	GL-125-BSF		125	30	100	157	35			
GL-75-ASF	GL-75-ARF	GL-75-BSF	TUS	75	25	65	105	40	95x64	78x45 72x45	9
GL-100-ASF	GL-100-ARF	GL-100-BSF		100	30	90	130	37			
GL-125-ASF	GL-125-ARF	GL-125-BSF		125	30	100	157	35			
GL-75-ASF	GL-75-ARF	GL-75-BSF	HRS	75	25	65	105	40	95x64	78x45 72x45	9
GL-100-ASF	GL-100-ARF	GL-100-BSF		100	30	90	130	37			
GL-125-ASF	GL-125-ARF	GL-125-BSF		125	30	100	157	35			

### Options

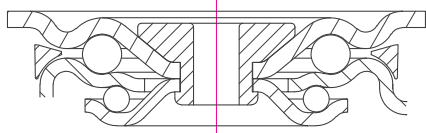
						
Code Suffix	TUN	HRN	TUS	HRS		
Description	Inj. PU(A92)	Rubber(A85)	Inj. PU(A92)	Rubber(A85)		
Available for	50 ~ 125	50 ~ 125	75 ~ 125	75 ~ 125		

# FOOT MASTER®

Light duty casters

## GL series









 40~100kg     RoHS     -10~90°C



**Brackets:** Pressed steel plate, strong integrated pressed steel frame, dust protection cover in the swivel head, smooth-operating top brake system, bolted wheel axle structure

**Surface Treatment:** Zinc plated

\* Recommended Load = Load Cap. × 3

Swivel	Rigid	Swivel with brake	Wheel type	 mm	 mm	 Kg	 mm	 mm	 mm	 mm	 mm
GL-100-ASF	GL-100-ARF	GL-100-BSF	TUD	100	30	90	130	37	95x64	78x45 72x45	9
GL-125-ASF	GL-125-ARF	GL-125-BSF		125	30	100	157	35			
GL-100-ASF	GL-100-ARF	GL-100-BSF	HRD	100	30	90	130	37	95x64	78x45 72x45	9
GL-125-ASF	GL-125-ARF	GL-125-BSF		125	30	100	157	35			
GL-75-ASF	GL-75-ARF	GL-75-BSF	SUNS	75	25	65	105	40	95x64	78x45 72x45	9
GL-100-ASF	GL-100-ARF	GL-100-BSF	SUND	100	30	90	130	37	95x64	78x45 72x45	9
GL-125-ASF	GL-125-ARF	GL-125-BSF		125	30	100	157	35			

### Options

						
Code Suffix	TUD	HRD	SUNS	SUND		
Description	Inj. PU(A92)	Rubber(A85)	Elastic PU(A70)	Elastic PU(A70)		
Available for	100 ~ 125	100 ~ 125	75	100 ~ 125		

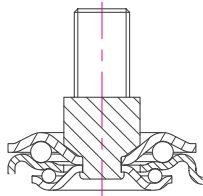

# FOOT MASTER®

## Light duty casters GL series

**kg** 40~100kg

**RoHS**









**TEMP** -10~90°C



**Brackets:** Forged steel bolt, strong integrated pressed steel frame, smooth-operating top brake system(50/65 series: side brake), bolted wheel axle structure

**Surface Treatment:** Zinc plated

\* Recommended Load = Load Cap. × 3

Swivel	Swivel with brake	Wheel type	 mm	 mm	 Kg	 mm	 mm	 mm	 mm	 mm
GL-50-ASS	GL-50-BSS	TUN	50	24	40	70	22	1/2"-12UNC	7.5+18	17
GL-65-ASS	GL-65-BSS		64	24	50	82	22			
GL-75-ASS	GL-75-BSS		75	25	65	105	40	5/8"-11UNC M12x1.75P 1/2"-12UNC	10+25	22
GL-100-ASS	GL-100-BSS		100	30	90	130	37			
GL-125-ASS	GL-125-BSS		125	30	100	157	35			
GL-50-ASS	GL-50-BSS	HRN	50	24	40	70	22	1/2"-12UNC	7.5+18	17
GL-65-ASS	GL-65-BSS		64	24	50	82	22			
GL-75-ASS	GL-75-BSS		75	25	65	105	40	5/8"-11UNC M12x1.75P 1/2"-12UNC	10+25	22
GL-100-ASS	GL-100-BSS		100	30	90	130	37			
GL-125-ASS	GL-125-BSS		125	30	100	157	35			
GL-75-ASS	GL-75-BSS	TUS	75	25	65	105	40	5/8"-11UNC M12x1.75P 1/2"-12UNC	10+25	22
GL-100-ASS	GL-100-BSS		100	30	90	130	37			
GL-125-ASS	GL-125-BSS		125	30	100	157	35			
GL-75-ASS	GL-75-BSS	HRS	75	25	65	105	40	5/8"-11UNC M12x1.75P 1/2"-12UNC	10+25	22
GL-100-ASS	GL-100-BSS		100	30	90	130	37			
GL-125-ASS	GL-125-BSS		125	30	100	157	35			

### Options

						
Code Suffix	TUN	HRN	TUS	HRS		
Description	Inj. PU(A92)	Rubber(A85)	Inj. PU(A92)	Rubber(A85)		
Available for	50 ~ 125	50 ~ 125	75 ~ 125	75 ~ 125		

# FOOT MASTER®

Light duty casters

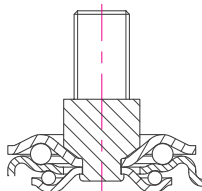
## GL series



40~100kg

RoHS

-10~90°C



**Brackets:** Forged steel bolt, strong integrated pressed steel frame, smooth-operating top brake system, bolted wheel axle structure

**Surface Treatment:** Zinc plated

\* Recommended Load = Load Cap. × 3

Swivel	Swivel with brake	Wheel type	mm	mm	Kg	mm	mm	mm	mm	mm
GL-100-ASS	GL-100-BSS	TUD	100	30	90	130	37	5/8"-11UNC M12x1.75P 1/2"-12UNC	10+25	22
GL-125-ASS	GL-125-BSS		125	30	100	157	35			
GL-100-ASS	GL-100-BSS	HRD	100	30	90	130	37			
GL-125-ASS	GL-125-BSS		125	30	100	157	35			
GL-75-ASS	GL-75-BSS	SUNS	75	25	65	105	40			
GL-100-ASS	GL-100-BSS	SUND	100	30	90	130	37			
GL-125-ASS	GL-125-BSS		125	30	100	157	35			

### Options

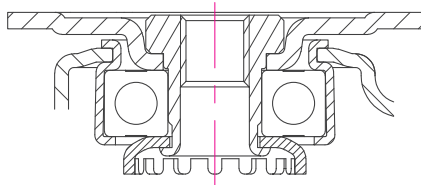
Code Suffix	TUD	HRD	SUNS	SUND		
Description	Inj. PU(A92)	Rubber(A85)	Elastic PU(A70)	Elastic PU(A70)		
Available for	100 ~ 125	100 ~ 125	75	100 ~ 125		

# FOOT MASTER®

Light duty casters

## PL series









 75~120kg   -10~90°C



**Brackets:** Pressed steel plate, precision ball bearing in the swivel head which is advantageous to smooth swiveling and excellent durability, strong integrated pressed steel frame, total-lock top brake system which is applied in wheel and swivel head simultaneously with independent locking and unlocking lever, bolted wheel axle structure

**Surface Treatment:** Powder coating, zinc plated

\* Recommended Load = Load Cap. × 3

Swivel	Rigid	Swivel with brake	Wheel type								
				mm	mm	Kg	mm	mm	mm	mm	mm
PL-75-ASF	PL-75-ARF	PL-75-BSF	TUS	75	25	75	112.5	40	95x64	78x45 72x45	9
PL-100-ASF	PL-100-ARF	PL-100-BSF		100	30	100	137.5	40			
PL-125-ASF	PL-125-ARF	PL-125-BSF		125	30	110	162.5	40			
PL-75-ASF	PL-75-ARF	PL-75-BSF	HRS	75	25	75	112.5	40	95x64	78x45 72x45	9
PL-100-ASF	PL-100-ARF	PL-100-BSF		100	30	100	137.5	40			
PL-125-ASF	PL-125-ARF	PL-125-BSF		125	30	110	162.5	40			
PL-100-ASF	PL-100-ARF	PL-100-BSF	TUD	100	30	100	137.5	40	95x64	78x45 72x45	9
PL-125-ASF	PL-125-ARF	PL-125-BSF		125	30	110	162.5	40			
PL-150-ASF	PL-150-ARF	PL-150-BSF		150	30	110	188	40			
PL-100-ASF	PL-100-ARF	PL-100-BSF	HRD	100	30	100	137.5	40	95x64	78x45 72x45	9
PL-125-ASF	PL-125-ARF	PL-125-BSF		125	30	110	162.5	40			
PL-150-ASF	PL-150-ARF	PL-150-BSF		150	30	110	188	40			

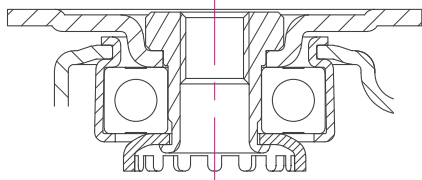
### Options

						
Code Suffix	TUS	HRS	TUD	HRD	-FZN	-WEU
Description	Inj. PU(A92)	Rubber(A85)	Inj. PU(A92)	Rubber(A85)	Zinc-plated frame	Anti-static(Black)
Available for	75 ~ 125	75 ~ 125	100 ~ 150	100 ~ 150	75 ~ 150	75 ~ 150

# FOOT MASTER®

## Light duty casters PL series









 75~120kg  RoHS  -10~90°C



**Brackets:** Pressed steel plate, precision ball bearing in the swivel head which is advantageous to smooth swiveling and excellent durability, strong integrated pressed steel frame, total-lock top brake system which is applied in wheel and swivel head simultaneously with independent locking and unlocking lever, bolted wheel axle structure

**Surface Treatment:** Powder coating, zinc plated

\* Recommended Load = Load Cap. × 3

Swivel	Rigid	Swivel with brake	Wheel type	 mm	 mm	 Kg	 mm	 mm	 mm	 mm	 mm
PL-75-ASF	PL-75-ARF	PL-75-BSF	LUD	75	30	90	112.5	40	95x64	78x45 72x45	9
PL-100-ASF	PL-100-ARF	PL-100-BSF		100	30	120	137.5	40			
PL-125-ASF	PL-125-ARF	PL-125-BSF		125	30	120	162.5	40			
PL-150-ASF	PL-150-ARF	PL-150-BSF		150	30	120	188	40			
PL-75-ASF	PL-75-ARF	PL-75-BSF	SUNS	75	25	75	112.5	40	95x64	78x45 72x45	9
PL-100-ASF	PL-100-ARF	PL-100-BSF	SUND	100	30	100	137.5	40	95x64	78x45 72x45	9
PL-125-ASF	PL-125-ARF	PL-125-BSF		125	30	110	162.5	40			

### Options

						
Code Suffix	SUNS	SUND	LUD	-FZN	-WEU	
Description	Elastic PU(A70)	Elastic PU(A70)	Cast PU(A90)	Zinc-plated frame	Anti-static(Black)	
Available for	75	100 ~ 125	75 ~ 150	75 ~ 150	75 ~ 150	



# FOOT MASTER®

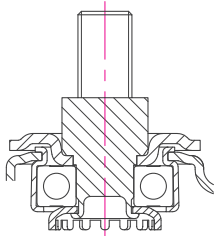
Light duty casters

## PL series

 75~120kg

 RoHS









 -10~90°C



**Brackets:** Forged steel bolt, precision ball bearing in the swivel head which is advantageous to smooth swiveling and excellent durability, strong integrated pressed steel frame, total-lock top brake system which is applied in wheel and swivel head simultaneously with independent locking and unlocking lever, bolted wheel axle structure

**Surface Treatment:** Powder coating, zinc plated

\* Recommended Load = Load Cap. × 3

Swivel	Swivel with brake	Wheel type	 mm	 mm	 Kg	 mm	 mm	 mm	 mm	 mm
PL-75-ASS	PL-75-BSS	TUS	75	25	75	112,5	40	5/8"-11UNC M12x1.75P 1/2"-12UNC	10,5+25	22
PL-100-ASS	PL-100-BSS		100	30	100	137,5	40			
PL-125-ASS	PL-125-BSS		125	30	110	162,5	40			
PL-75-ASS	PL-75-BSS	HRS	75	25	75	112,5	40	5/8"-11UNC M12x1.75P 1/2"-12UNC	10,5+25	22
PL-100-ASS	PL-100-BSS		100	30	100	137,5	40			
PL-125-ASS	PL-125-BSS		125	30	110	162,5	40			
PL-100-ASS	PL-100-BSS	TUD	100	30	100	137,5	40	5/8"-11UNC M12x1.75P 1/2"-12UNC	10,5+25	22
PL-125-ASS	PL-125-BSS		125	30	110	162,5	40			
PL-150-ASS	PL-150-BSS		150	30	110	188	40			
PL-100-ASS	PL-100-BSS	HRD	100	30	100	137,5	40	5/8"-11UNC M12x1.75P 1/2"-12UNC	10,5+25	22
PL-125-ASS	PL-125-BSS		125	30	110	162,5	40			
PL-150-ASS	PL-150-BSS		150	30	110	188	40			

### Options

						
Code Suffix	TUS	HRS	TUD	HRD	-FZN	-WEU
Description	Inj. PU(A92)	Rubber(A85)	Inj. PU(A92)	Rubber(A85)	Zinc-plated frame	Anti-static(Black)
Available for	75 ~ 125	75 ~ 125	100 ~ 150	100 ~ 150	75 ~ 150	75 ~ 150

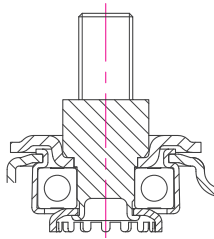
# FOOT MASTER®

## Light duty casters PL series

 75~120kg

 RoHS

 -10~90°C



**Brackets:** Forged steel bolt, precision ball bearing in the swivel head which is advantageous to smooth swiveling and excellent durability, strong integrated pressed steel frame, total-lock top brake system which is applied in wheel and swivel head simultaneously with independent locking and unlocking lever, bolted wheel axle structure

**Surface Treatment:** Powder coating, zinc plated

\* Recommended Load = Load Cap. × 3

Swivel	Swivel with brake	Wheel type	 mm	 mm	 Kg	 mm	 mm	 mm	 mm	 mm
PL-75-ASS	PL-75-BSS	LUD	75	30	90	112,5	40	5/8"-11UNC M12x1.75P 1/2"-12UNC	10,5+25	22
PL-100-ASS	PL-100-BSS		100	30	120	137,5	40			
PL-125-ASS	PL-125-BSS		125	30	120	162,5	40			
PL-150-ASS	PL-150-BSS		150	30	120	188	40			
PL-75-ASS	PL-75-BSS	SUNS	75	25	75	112,5	40	5/8"-11UNC M12x1.75P 1/2"-12UNC	10,5+25	22
PL-100-ASS	PL-100-BSS	SUND	100	30	100	137,5	40			
PL-125-ASS	PL-125-BSS		125	30	110	162,5	40			

### Options

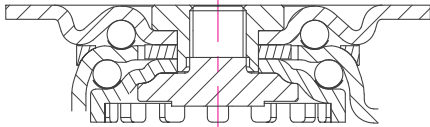
						
Code Suffix	SUNS	SUND	LUD	-FZN	-WEU	
Description	Elastic PU(A70)	Elastic PU(A70)	Cast PU(A90)	Zinc-plated frame	Anti-static(Black)	
Available for	75	100 ~ 125	75 ~ 150	75 ~ 150	75 ~ 150	

# FOOT MASTER®

Light duty casters

## P series









 100~120kg  RoHS  -10~90°C



**Brackets:** Pressed steel plate, double ball bearing with hardened bearing seats in the swivel head, strong integrated pressed steel frame, dust protection cover in the swivel head, total-lock top brake system which is applied in wheel and swivel head simultaneously, bolted wheel axle structure

**Surface Treatment:** Zinc plated

\* Recommended Load = Load Cap. × 3

Swivel	Rigid	Swivel with brake	Wheel type	 mm	 mm	 Kg	 mm	 mm	 mm	 mm	 mm
P-100-ASF	P-100-ARF	P-100-BSF	TUS	100	30	100	140	45	100x85	80x60 77x45	9
P-125-ASF	P-125-ARF	P-125-BSF		125	30	110	165	45			
P-100-ASF	P-100-ARF	P-100-BSF	HRS	100	30	100	140	45	100x85	80x60 77x45	9
P-125-ASF	P-125-ARF	P-125-BSF		125	30	110	165	45			
P-100-ASF	P-100-ARF	P-100-BSF	TUD	100	30	100	140	45	100x85	80x60 77x45	9
P-125-ASF	P-125-ARF	P-125-BSF		125	30	110	165	45			
P-100-ASF	P-100-ARF	P-100-BSF	HRD	100	30	100	140	45	100x85	80x60 77x45	9
P-125-ASF	P-125-ARF	P-125-BSF		125	30	110	165	45			
P-100-ASF	P-100-ARF	P-100-BSF	LUD	100	30	120	140	45	100x85	80x60 77x45	9
P-125-ASF	P-125-ARF	P-125-BSF		125	30	120	165	45			

### Options

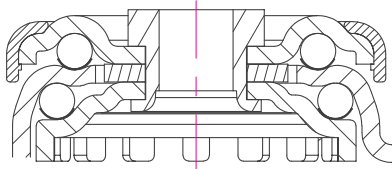
						
Code Suffix	TUS	HRS	TUD	HRD	LUD	-WEU
Description	Inj. PU(A92)	Rubber(A85)	Inj. PU(A92)	Rubber(A85)	Cast PU(A90)	Anti-static(Black)
Available for	100 ~ 125	100 ~ 125	100 ~ 125	100 ~ 125	100 ~ 125	100 ~ 125

# FOOT MASTER®

## Light duty casters P series









**kg** 100~120kg    **RoHS**    **TEMP** -10~90°C



**Brackets:** Pressed steel plate, double ball bearing with hardened bearing seats in the swivel head, strong integrated pressed steel frame, dust protection cover in the swivel head, total-lock top brake system which is applied in wheel and swivel head simultaneously, bolted wheel axle structure

**Surface Treatment:** Zinc plated

\* Recommended Load = Load Cap. × 3

Swivel	Swivel with brake	Wheel type	 mm	 mm	 Kg	 mm	 mm	 mm
P-100-ASS	P-100-BSS	TUS	100	30	100	140	45	12,5
P-125-ASS	P-125-BSS		125	30	110	165	45	
P-100-ASS	P-100-BSS	HRS	100	30	100	140	45	12,5
P-125-ASS	P-125-BSS		125	30	110	165	45	
P-100-ASS	P-100-BSS	TUD	100	30	100	140	45	12,5
P-125-ASS	P-125-BSS		125	30	110	165	45	
P-100-ASS	P-100-BSS	HRD	100	30	100	140	45	12,5
P-125-ASS	P-125-BSS		125	30	110	165	45	
P-100-ASS	P-100-BSS	LUD	100	30	120	140	45	12,5
P-125-ASS	P-125-BSS		125	30	120	165	45	

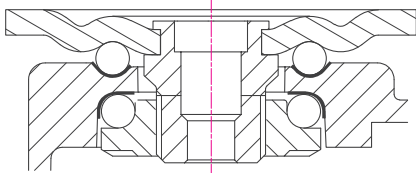
### Options

						
Code Suffix	TUS	HRS	TUD	HRD	LUD	-WEU
Description	Inj. PU(A92)	Rubber(A85)	Inj. PU(A92)	Rubber(A85)	Cast PU(A90)	Anti-static(Black)
Available for	100 ~ 125	100 ~ 125	100 ~ 125	100 ~ 125	100 ~ 125	100 ~ 125

# FOOT MASTER®









## Light duty casters GDC series








 120kg  RoHS  -10~90°C




**Brackets:** Pressed steel plate(Rigid type: Aluminum), double ball bearing with hardened bearing seats in the swivel head, ivory-colored aluminum frame, total-lock top brake system which is applied in wheel and swivel head simultaneously with independent locking and unlocking lever, bolted wheel axle structure, special type of wheel axle structure  
**Surface Treatment:** Powder coating, zinc plated

\* Recommended Load = Load Cap. × 3

Swivel	Rigid	Swivel with brake	Rigid with brake	Wheel type	 mm	 mm	 Kg	 mm	 mm	 mm	 mm	 mm
GDC-100-ASF	GDC-100-ARF	GDC-100-BSF	GDC-100-BRF	LUD	100	30	120	135	40	SF:73x73	SF:58x58	7
GDC-125-ASF	GDC-125-ARF	GDC-125-BSF	GDC-125-BRF		125	30	120	162	40	RF:93x73	RF:76x58	

Swivel	Rigid	Swivel with brake	Rigid with brake	Wheel type	 mm	 mm	 Kg	 mm	 mm	 mm	 mm
GDC-100-ASS	GDC-100-ARS	GDC-100-BSS	GDC-100-BRS	LUD	100	30	120	135	40	M12x1.75P	30
GDC-125-ASS	GDC-125-ARS	GDC-125-BSS	GDC-125-BRS		125	30	120	162	40		

### Options

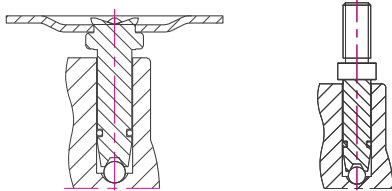
										
Code Suffix	LUD									
Description	Cast PU(A90)									
Available for	100 ~ 125									

# FOOT MASTER®

## Light duty casters GDD series











**kg 75kg**   **RoHS**   **°C -10~90°C**










**Brackets:** Pressed steel plate (Stem type: forged steel bolt), ivory-colored aluminum frame, bolted wheel axle structure

**Surface Treatment:** Powder coating, zinc plated

\* Recommended Load = Load Cap. × 3

Swivel	Swivel with brake	Wheel type	 mm	 mm	 Kg	 mm	 mm	 mm	 mm	 mm
GDD-75-ASF	GDD-75-BSF	LUP	75	17x2	75	95	30	60x60	47x47	6

Swivel	Swivel with brake	Wheel type	 mm	 mm	 Kg	 mm	 mm	 mm	 mm
GDD-75-ASS	GDD-75-BSS	LUP	75	17x2	75	90	30	M12x1.75	25

### Options

						
Code Suffix	LUP	-FBL	-WEU			
Description	Cast PU(A90)	Black frame	Anti-static(Black)			
Available for	75	75	75			