

RELIABLE. RESPONSIVE. RELIABLE. RESPONSIVE. RELIABLE. RESPONSIVE. RELIABLE. RESPONSIVE. RELIABLE. RESPONSIVE. RELIABLE. RESPONSIVE. RELIABLE. RESPONSIVE. RELIABLE. RESPONSIVE. RELIABLE. RESPONSIVE. RELIABLE. RESPONSIVE. RELIABLE. RESPONSIVE. RELIABLE. RESPONSIVE. RELIABLE. RESPONSIVE. RELIABLE. RESPONSIVE.



# TSLOTS

BY FUTURA, A DIVISION OF BONNELL ALUMINUM



## COMPLETE CATALOG

---

WHAT DO YOU WANT  
TO BUILD TODAY?

# Table of Contents

<b>Introduction</b> .....	<b>4</b>
<b>How To Order</b> .....	<b>5</b>
<b>01 Technical Data</b>	
Extrusion Specifications .....	8
Spring Lock Feature .....	8
Fastener Torque Specifications .....	8
Aluminum Alloy .....	9
Anodizing .....	9
TSLOTS Advantages vs Welding .....	9
Deflection Calculations .....	10
TSLOTS DesignPro Introduction & Benefits .....	11
Want a quick quote now? .....	12
Design Requirements .....	12

## FRACTIONAL

<b>02 Structural Extrusions</b>	
Fraction Extrusions .....	16-52
<b>03 TSLOTS Brackets</b>	
Corner Brackets & Gussets .....	56-68
Joining Strips & Plates .....	69-75
Tee Joining Plates .....	76-78
Cross Plates .....	79-80
Angle Joining Plates .....	81-87
Transition Brackets & Strips .....	88-92
<b>04 Fasteners</b>	
Fastener Application Test .....	96
Economy T-nuts .....	97-98
Standard T-nuts .....	98
Drop In T-nuts .....	99-100
Z-Nuts .....	101
Economy Tslot Studs .....	101
Butt Fasteners .....	101
Anchor Fasteners .....	102-103
Single Tab End Fastener .....	103
End Fasteners .....	104
Screws .....	106-111
Washers & Hex Nuts .....	112
<b>05 TSLOTS Hardware</b>	
Hinges .....	116-124
Handles .....	124-127
Door Catches .....	127-132
Door Slide Track .....	133
Cup Holder .....	133
Tube Clamps .....	134
End Caps .....	135
Tool Hangers & Covers .....	136-137
Manifold Plates .....	137-141
Binder & Sensor Blocks .....	142-143
Casters .....	144-148
Caster Base Plates .....	149-150
Glides, Mounts And Feet .....	151-153
Base Plates .....	154-157
Base Plate - Floor Mounts .....	158
45° Supports .....	159

Pivot Joints .....	160
Dynamic Hinges & Arms .....	161-164
Dynamic Hinge Assemblies .....	165-170
Pivot Bracket - 90° .....	171
Structural Hinges & Arms .....	172-176
Structural Hinges Assemblies .....	177-182

## 06 TSLOTS Panels

Plastic Panels .....	186-189
PVC Coated Wire Mesh .....	189
Area Calculator Matrix .....	190
Panel Mount Blocks & Brackets .....	191-192
Panel Retainers .....	193-194
Mesh Panel Retainers .....	195-196
Backing Plates .....	197
Mesh Panel Retainer Assemblies .....	198
Panel Stiffener & Gaskets .....	199-201
Glass Panel Clamp .....	201-202
Slatwall Panels .....	203

## 07 Stanchions

Single Shaft Base .....	206
Double Shaft Base .....	206
Single Shaft Plates .....	207
Cross Clamp .....	208
Single Shaft Mounting Block .....	208
Single Horizontal Base .....	209
Double Horizontal Base .....	209
Quick Clamp .....	210
Replacement Handle .....	211

## 08 Linear Motion

Deluxe Bearings .....	214-216
Economy Bearings .....	217-219
Machining Services .....	220
Bearing Load Ratings .....	221
Linear Bearing Replacement Pads .....	222-223
Brake Kits .....	224-225
Roller Wheels .....	226
Roller Wheel Bracket and Assemblies .....	227-228

## B-SERIES

### 02 Structural Extrusions

B-SERIES Metric Extrusion .....	232-262
---------------------------------	---------

### 03 TSLOTS Brackets

Corner Gussets & Connector .....	266-267
Cover Caps for Gussets .....	268
3-Way Connector & Caps .....	269
Connection Plates & Strips .....	270-272
Tee Joining Plate .....	273
Corner Brackets .....	273-275

### 04 Fasteners

Roll In T-nuts .....	278-279
Standard T-nuts .....	279
Hammer T-Nuts .....	280
Screws .....	281-285
Washers, Hex & Flange Nuts .....	286

Bolt, Central & Milling Connectors . . . . .	287-289
<b>05 TSLOTS Hardware</b>	
Swivel Feet Base & Rods . . . . .	292
Adjustable Leveling Foot . . . . .	293
Hinges . . . . .	293-295
Handles . . . . .	295-296
Magnetic Catch & Door Catches . . . . .	297-299
Binding Blocks . . . . .	299-300
Rollers & Plate Connector . . . . .	301
Pivot & Turning Angles . . . . .	302-303
Base Plates . . . . .	304
End Caps & Covers . . . . .	305
Tool Hanger & Cup Holder . . . . .	306
Profile Connectors . . . . .	307-308
Floor Brackets & Mounts . . . . .	309-311
Pivot Joints . . . . .	312-316
Footplates . . . . .	317

<b>06 TSLOTS Panels</b>	
Plastic Panels . . . . .	320-323
PVC Coated Wire Mesh . . . . .	323
Area Calculator Matrix . . . . .	324
Panel Holder & Mesh Retainer Assembly . . . . .	325
Uniblock & Clip Block . . . . .	326
Plug in Profiles . . . . .	327
Cover & Reduction Profile . . . . .	328
Glass Panel Clamp . . . . .	329

## METRIC

<b>02 Structural Extrusions</b>	
Metric Extrusion . . . . .	332-354

<b>03 TSLOTS Brackets</b>	
Corner Brackets & Gussets . . . . .	358-364
Joining Strips & Plates . . . . .	364-369
Tee Joining Plates . . . . .	369-370

<b>04 Fasteners</b>	
Fastener Application Test . . . . .	374
Economy T-nuts . . . . .	375
Standard T-nuts . . . . .	375
Drop In T-nuts . . . . .	376-377
Z-Nuts . . . . .	377
Butt Fasteners . . . . .	377
Anchor Fasteners . . . . .	378
End Fasteners . . . . .	378
Single Tab End Fastener . . . . .	379
Screws . . . . .	380-382
Washers & Hex Nuts . . . . .	383

<b>05 TSLOTS Hardware</b>	
Hinges . . . . .	386-391
Handles . . . . .	391-393
Door Catches . . . . .	394-398
Door Slide Track . . . . .	399
Tool Hangers & Clamp . . . . .	400-401
Binder Clips & Binding Blocks . . . . .	402
End Caps & Covers . . . . .	403-404

Castors . . . . .	405-407
Leveling Feet . . . . .	408-409
Base Plates . . . . .	410-412
Floor Mounts . . . . .	413
Pivot Joints . . . . .	414-415

<b>06 TSLOTS Panels</b>	
Plastic Panels . . . . .	418-421
PVC Coated Wire Mesh . . . . .	421
Area Calculator Matrix . . . . .	422
Panel Mount Blocks & Brackets . . . . .	423-424
Panel Retainers . . . . .	425
Mesh Panel Retainers . . . . .	426
Backing Plates . . . . .	427
Mesh Panel Retainer Assemblies . . . . .	428
Panel Stiffener & Gasekt . . . . .	429-430
Glass Panel Clamp . . . . .	430
Slatwall Panels . . . . .	431

## ALL SERIES APPLICATIONS

<b>09 CONNECT Guarding &amp; LED Lights</b>	
CONNECT Guarding . . . . .	434-437
LED Lights . . . . .	438-439

<b>10 Tools</b>	
Allen Wrench Sets . . . . .	442-443
Cutters, Bits, Jigs & Taps . . . . .	444-445

<b>11 Extrusion Profiles</b>	
Flat Stock . . . . .	448
Tubes . . . . .	449
Angles . . . . .	450
Gusset Profile & Nub . . . . .	451
Right Angle Nub Profile . . . . .	452
Panel Mount Profile . . . . .	453
Single Flange Bearing Profiles . . . . .	453
Double Flange Bearing Profile . . . . .	454
Retainer Angles . . . . .	454
Door Side Tracks . . . . .	455

<b>12 Machining Services</b>	
Slot Locations . . . . .	458
Ordering Notes . . . . .	459
Order Example . . . . .	460
Cut To Length . . . . .	461
Tap . . . . .	462-463
Access Hole . . . . .	464-465
Counterbore Anchor / Butt Fastening Assembly . . . . .	466
Counterbore with Through Hole . . . . .	467
Door Handle Milling . . . . .	468-469
Bolt & Central Connectors . . . . .	470
Panels And Wire Mesh Cut . . . . .	471
Miter Saw Cuts & Counterbore . . . . .	471-472
Notch Services . . . . .	473-474

# Appendix

## INTRODUCTION

---

Thank you for ordering the NEW TSLOTS catalog. The TSLOTS catalog has been enhanced to include new profiles, accessories, TSLOTS brackets and many other parts designed to complete your project. TSLOTS is a product offering of Futura Industries, an aluminum extrusion company that provides stock and custom extrusions. If your project calls for a custom extrusion, we can provide it for you too!

The concept behind the T-Slotted aluminum extrusion is to make assembly of structures faster and easier than using welded steel. That's because the main component of the system is the TSLOTS design: insert a T-Nut and fastener into a T-Slot and tighten. It's that simple. No welding or grinding required. All you need to tighten your TSLOTS design is a few simple hand tools.

When you are done, you have a durable, strong, lightweight structure that's functional and attractive. The high-strength extruded aluminum profiles have a clear and black anodize surface that is scratch and corrosion resistant. Your structure never needs painting and is maintenance free.

## PRODUCT WARRANTY

---

All Futura Industries (TSLOTS) products are guaranteed to be free of actual defect in material and workmanship for (1) full year from the date product was shipped from the factory. This warranty is limited to replacing or repairing, at Futura's option, F.O.B. Futura Industries, any part which, upon Futura inspection, is found to have a defect in material and/or workmanship. Futura in no event shall be liable for indirect or consequential damages arising out of the use of Futura products. Components purchased by Futura for inclusion by Futura shall be warranted only to the extent set out above and/or to the guarantee or warranty, if any, made by the supplier of said component.

No warranty is made by Futura, express or implied, that Futura products as used in a customer's design and specifications are fit for that customer's specific purpose. Apart from the above express warranty, there are no warranties, express, implied or statutory, including, without limitation, warranties of merchantability and fitness for a particular purpose, which extend beyond the description on the face hereof.

All product is shipped via best carrier, unless customer specified, F.O.B. Clearfield, Utah.

» *Returned unused product will be subject to a 20% restocking fee.*

## HOW TO CONTACT US

---

1201 S. Industrial Parkway  
P.O. Box 160350  
Clearfield, Utah 84016-0350

801.773.6282 Direct  
800.824.2049 Toll Free  
877.777.5753 Toll Free Fax

info@tslots.com Email

## MINIMUM ORDERS

---

We don't believe in minimums. If you need it, we'll ship to you. We appreciate all of your business, even the small stuff.

## HOW TO ORDER

The fastest way for your order to be processed is to follow the format below.

### ALWAYS INCLUDE:

- *Ship to address (no P.O. Boxes)*
- *Shipping method*
- *Purchase order number*

### WHEN ORDERING, IT IS BEST TO LIST YOUR ORDER IN PRODUCT GROUPS

1. Extrusions (TSLOTS and Structural)
2. Custom Machining (As quoted by Futura Industries)
3. Panels (Plastic, Wire, Alupalite, etc.)
4. Machining Services (Cutting, Tapping, Access Holes, etc. for all aluminum and panels)
5. Hardware (Fasteners, Joining Plates, TSLOTS Brackets, Hinges, Hardware, Accessories, Linear Motion, Stanchions)
6. Special Instructions

	ITEM # (Description)	QTY	LENGTH	MACHINING SERVICE NUMBER
Extrusions	650000 TS 1010	4	22"	660035 Side A and B
	650005 TS 1515	8	45.25"	660028 Side A and B
	650008 TS 1530	2	240"	
	650010 TS 1545	4	15"	660020 in Side A1, A2, A3 B1, B2, B3
Custom Machining	Cust #	4		Custom 45° Angle per drawing
Panels	655432	2	4 sq. ft.	1/4" Clear Polycarb 24" x 24" w/ 4 660097 see drawing
Machining	660002	4		CTL TS 1010
	660003	8		CTL TS 1515
	660007	4		CTL TS 1545
	660035	8		1/4 -20 Tap for TS 1010
	660028	16		15 S. Access Hole .295 thru
	660020	24		15 S Anchor Fastener C'bore
	660062	2		Cut Plastic Panel < 48"
	660097	4		Notch Panel for End Fastener Clear per drawing
Hardware	651161	80		15 S End Fastener w/ screw 5/16-18
	655000	8		TS 1010 End Cap
	655105	10		15 S Black T-Slot Cover
	651138	30		15 S Double End Fastener w/Screw 5/16-18

Special Instructions:



# 1 TECHNICAL DATA

# Technical Data & Information

## EXTRUSION SPECIFICATIONS

**Alloy** – 6560 or equivalent\*, T6 Temper

**Yield Strength** (0.2% proof test) – 172 mpa = 25 ksi

**Tensile Strength** (.02% proof test) – 206 mpa = 30 ksi

**Elasticity (E)** – approximately 10,000 ksi

**Hardness** – 12+ Webster Model "B"

**Flatness** – .004" per inch of width

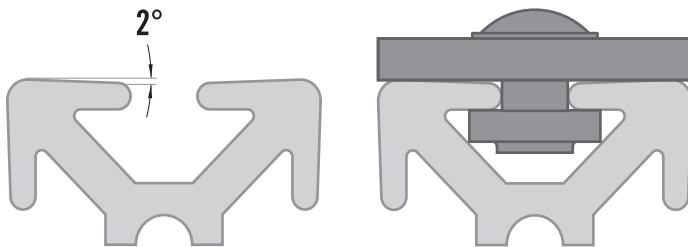
**Straightness** - .0125" per foot of length, not to exceed .120 inches over 20 feet of length

**Twist** – Twist per foot of length does not exceed .25° and total twist over 20 feet of length does not exceed 1.5°

*\*As an extruder, there are many other alloys that we can extrude. If your application calls for a different alloy, let us know and we can extrude it for you.*

## SPRING LOCK FEATURE

Our Fractional and Metric TLOTS structural extrusions have a 2° taper that spring locks fasteners as they are tightened. Fasteners will not loosen, even under heavy vibration.



## FASTENER TORQUE SPECIFICATIONS

The table (below) indicates the amount of torque needed in foot lbs. to activate the 2° drop lock feature of the extrusion. The nut and bolt combination is pre-loaded when tightened to the minimum torque rating. The pre-loaded state makes a vibration proof connection.

FASTENER DESCRIPTION	TESTED EXTRUSION	MIN FT LBS TORQUE	MAX FT LBS TORQUE
5/16-18 FBHSCS or BHSCS & Economy T-Nut	1.5" x 1.5"	10	20
Economy T-Slot Stud, Washer & Hex Nut	1.5" x 1.5"	25	30
15s Anchor Fastener & Standard T-Nut	1.5" x 1.5"	15	20
15s End Fastener	1.5" x 1.5"	10	22
1/4-20 FBHSCS or BHSCS & Economy T-Nut	1" x 1"	5	10
10s End Fastener	1" x 1"	5	17
10s Anchor Fastener & Standard T-Nut	1" x 1"	5	17
10-32 SHCS or BHSCS	1" x 1"	9	13

*\*These fastener torque specifications are to be used as a guide only. The person using this content is to assume all risk. With the many factors that can affect the torque specifications, the only way to determine the correct information is through a series of tests under actual assembly conditions.*



## ALUMINUM ALLOY

An aluminum extrusion alloy is a predetermined mixture of one or more elements together with aluminum to be heated and hydraulically pressed through an extrusion die. Some common elements alloyed with aluminum include copper, magnesium, manganese, chromium, silicon, iron, nickel and zinc.

TSLOTS extrusions use the 6560 or equivalent alloy. In addition to aluminum, the major alloying elements for this alloy include: Mg .25-.45% and Si .35-.8%.

## ANODIZING

Anodizing is an electrochemical process that thickens and toughens the naturally occurring protective oxide. The resulting finish makes a corrosion resistant extrusion. TSLOTS extrusions have an etch anodize finish that is .25-.35 mil. thick. And the anodize is a Type 2 Sulfuric.

### REMEMBER – WE CUSTOM EXTRUDE TOO!

Futura can ship you a finished extrusion with your TSLOTS orders. Futura provides the following operations:

- Extrusion
- Machining
- Heat treating
- Warehousing
- Cut to length
- Anodizing
- Painting
- Fabrication
- Engineering assistance
- Punch, slot, countersink

## TSLOTS VS. WELDED STEEL

### TSLOTS ADVANTAGES

- Linear adjustment in X, Y and Z axis
- No welding
- No painting (unless you want to)
- No rusting
- No cleanup
- No special tools
- No electricity
- Easy modifications
- Add on attachments
- Remove attachments
- Strong support ability
- Linear slide capability
- Comes packed ready to assemble or arrives assembled if desired
- Compatibility with competitors attachments
- Lower cost per project
- Lightweight and easy to use

### WELDED STEEL DISADVANTAGES:

- Special equipment, welder
- Welding supplies
- Paint
- Cleaning supplies
- Fabricating equipment
- May rust

### WELDED STEEL ADVANTAGES

- Permanent assembly

### MAKING CHANGES TO YOUR DESIGN IS EASY!



BEFORE



AFTER

# Technical Data & Information

## DEFLECTION CALCULATIONS

Using the calculations below, find your approximate deflection\* for a specific TSLOTS extrusion. See table below for variations.

EQUATION VARIABLE UNITS RESPECTIVELY

- Max. Deflection is in inches
- "F" or Force is in pounds
- "L" or Length is in inches
- "E" or Modulus of elasticity is in pounds per inch squared
- "I" or Moment of Inertia is in inches<sup>4</sup>
- "W" or Weight is in pounds per inch

\* For reference only.

## SUPPORTED LOADS

CONCENTRATED LOAD AT CENTER (*simply supported*)



UNIFORMLY DISTRIBUTED LOAD (*simply supported*)



CONCENTRATED LOAD AT CENTER (*between fixed supports*)

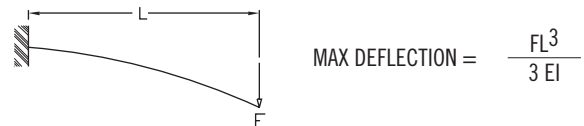


UNIFORMLY DISTRIBUTED LOAD (*between fixed supports*)

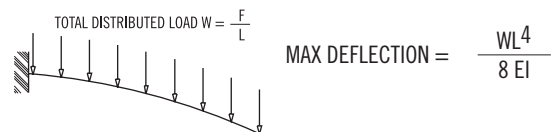


## CANTILEVER LOADS

CONCENTRATED LOAD AT CENTER (*simply supported*)



UNIFORMLY DISTRIBUTED LOAD (*simply supported*)



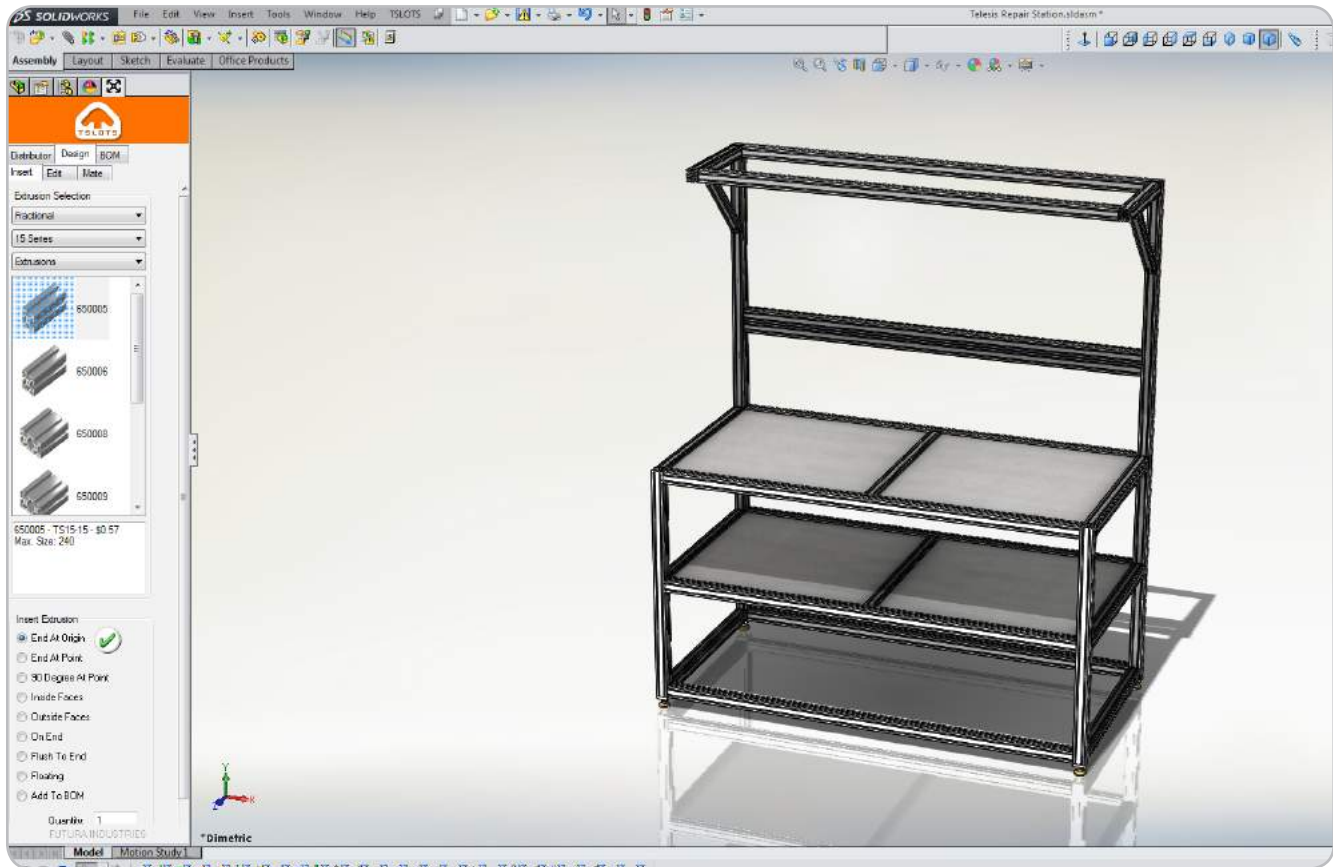
EXTRUSION	(E) MODULUS OF ELASTICITY	(Ix) MOMENT OF INERTIA	(Iy) MOMENT OF INERTIA
TS10-10	10,000,000 lbs/sq. in	.046 in <sup>4</sup>	.046 in <sup>4</sup>
TS10-10QR	10,000,000 lbs/sq. in	.0435 in <sup>4</sup>	.0435 in <sup>4</sup>
TS10-20	10,000,000 lbs/sq. in	.087 in <sup>4</sup>	.321 in <sup>4</sup>
TS20-20	10,000,000 lbs/sq. in	.578 in <sup>4</sup>	.578 in <sup>4</sup>
TS15-15	10,000,000 lbs/sq. in	.266 in <sup>4</sup>	.266 in <sup>4</sup>
TS15-15L	10,000,000 lbs/sq. in	.194 in <sup>4</sup>	.194 in <sup>4</sup>
TS15-15QR	10,000,000 lbs/sq. in	.172 in <sup>4</sup>	.172 in <sup>4</sup>
TS15-30	10,000,000 lbs/sq. in	.502 in <sup>4</sup>	1.877 in <sup>4</sup>
TS15-30L	10,000,000 lbs/sq. in	.408 in <sup>4</sup>	1.431 in <sup>4</sup>
TS15-45	10,000,000 lbs/sq. in	.739 in <sup>4</sup>	5.913 in <sup>4</sup>
TS30-30	10,000,000 lbs/sq. in	3.379 in <sup>4</sup>	3.379 in <sup>4</sup>
TS30-60	10,000,000 lbs/sq. in	6.430 in <sup>4</sup>	21.856 in <sup>4</sup>

» Deflection calculations are for reference only - they are only approximate.

## TSLOTS DESIGNPRO™

Save Time and Money with TSLOTS Design Pro

TSLOTS Design Pro is an add-in for Solidworks 2011-Current that allows you to quickly take your ideas and to generate a realistic 3D representation.



## BENEFITS OF TSLOTS DESIGNPRO™

- Reduces Modular Framing Design by over 50%
- Uses Solidworks Functionality to assist in the design
- Access to TSLOTS Library of Parts

## DESIGNPRO™ TUTORIALS

Design Pro tutorials can be found inside the software, or from our website at [www.tslots.com/designpro-tutorials/](http://www.tslots.com/designpro-tutorials/)

If you have questions regarding Design Pro, contact our TSLOTS Design Dept. at [saleseng@tslots.com](mailto:saleseng@tslots.com)

# Technical Data & Information

## WANT A QUICK QUOTE NOW?

---

We request that the applicable information below be included in the quote request. This will ensure that we have all the information we need to complete the quote quickly and accurately.

REQUEST TYPE	DIM./DETAILS	EXTRUSION	FASTENERS	PANELS	PANEL MOUNT
BOM (24 hrs)	Outside Dim.	10 Series	Joining Plate	Acrylic	In Slot
Budgetary (1-2d)	Inside Dim.	15 Series	Bracket/Gusset	Polycarbonate	Retainers
Quote (2-3d)	DWG/Model	40 Series	End Fastener	HDPE	Mount Blocks
		B Series	Anchor Fastener	Haircell	Surface Mount
			SHCS fastener	Expanded PVC	

## DESIGN REQUIREMENTS

---

### REQUEST TYPE

The quickest way to receive a quote is to provide us with a Bill of Materials. Detailed dimensioned drawings or solid models are preferred and can greatly decrease turnaround time. The complexity of the request is the main determining factor in regards to turnaround time.

### DIMENSIONS/DETAILS

Please include as many critical dimensions as possible. The more details you can call out on a drawing, the better. If you don't have a drawing, please specify whether the dimensions you provided are inside critical or outside critical. Not having a drawing or model will increase lead time.

### EXTRUSION SELECTION

Knowing this information is one of the quickest ways to get us started. Within each of the series, there are a number of extrusions to choose from. Using part numbers is preferred.

### FASTENERS

It is important for us to know how we need to quote the connections. As with everything, the more specific you can be the better. Using part numbers is preferred.

### PANELS

We have a variety of panels to choose from. When selecting panel, please specify material, thickness, and color.

### PANEL MOUNTING

Panel mounting can be done in a few different ways as listed below. Please choose the best for your application.

### ASSEMBLY/KIT

Please specify whether you would like us to assemble the quote or provide it as a kit. If left unspecified, the request will be quoted as a kit.



# CONTENT

## 02 Structural Extrusions

10 Series .....	16-28
15 Series .....	29-52


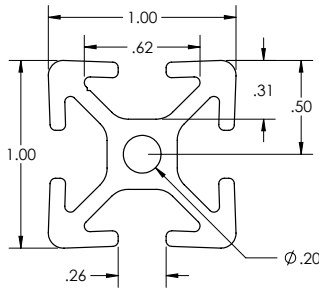
## 02 FRACTIONAL EXTRUSIONS

# Fractional Extrusions

# 10 SERIES

## TS10-10

Clear Anodized - **650000**  
 Black Anodized - **650100**



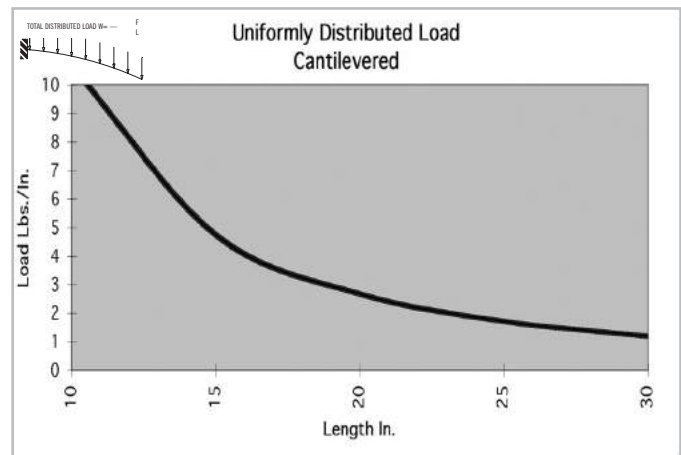
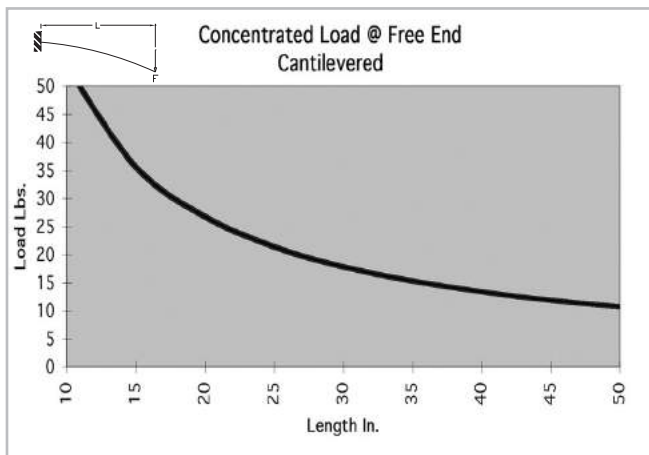
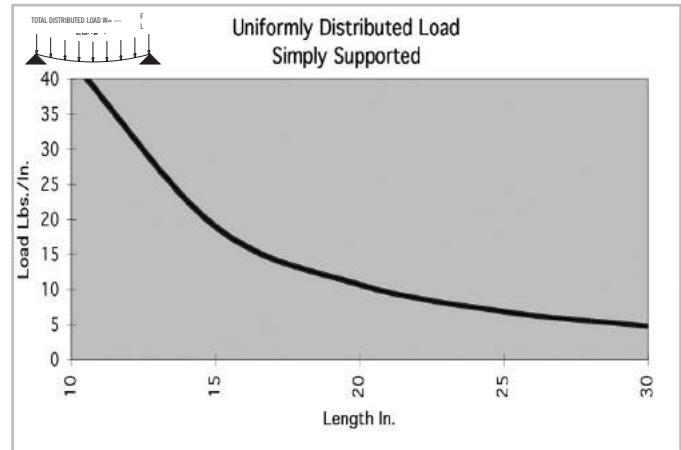
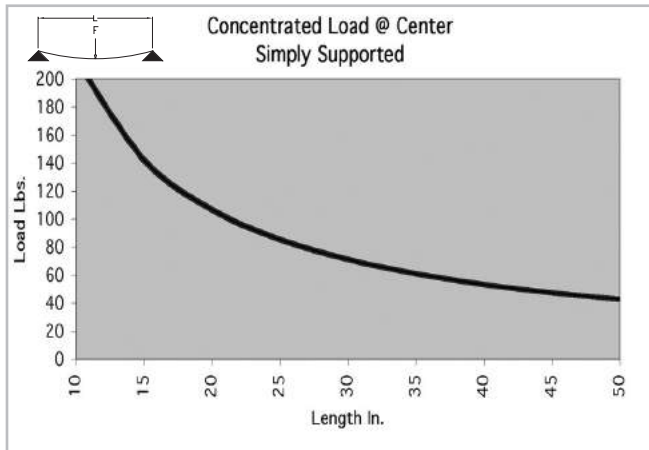
### SPECIFICATIONS

Length	240" (6 m)
Weight	0.548 lbs/ft (0.816 kg/m)
Estimated Area	0.457 in <sup>2</sup> (2.948 cm <sup>2</sup> )
Moment of Inertia	$I_x=0.046 \text{ in}^4 (1.915 \text{ cm}^4)$ $I_y=0.046 \text{ in}^4 (1.915 \text{ cm}^4)$

### MACHINE SERVICES

CTL	660002
Single Access Hole	660029
Single Anchor Fastener	660022
Tap 1/4 -20	660035
Tap M6	660036

### BEAM SELECTION BY LOAD AND LENGTH



\* Charts based on allowable loads related to yield strength with a margin of safety equal to five.

» For deflection equations see page 10


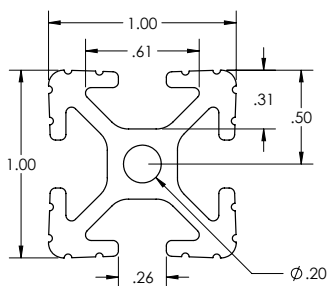


# 10 SERIES

## TS10-10 GR

Clear Anodized - **650070**

Black Anodized - **650170**



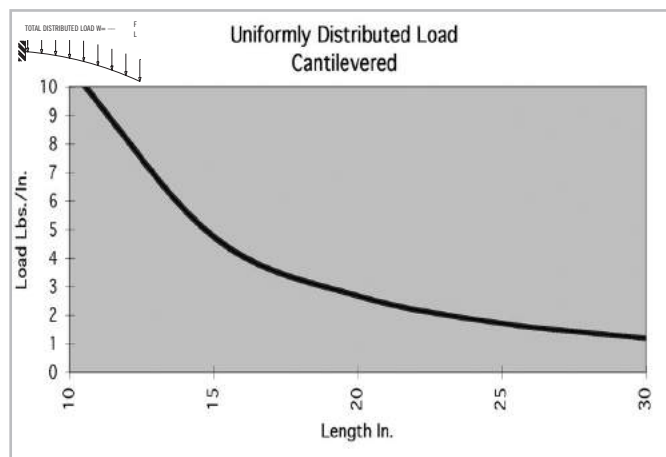
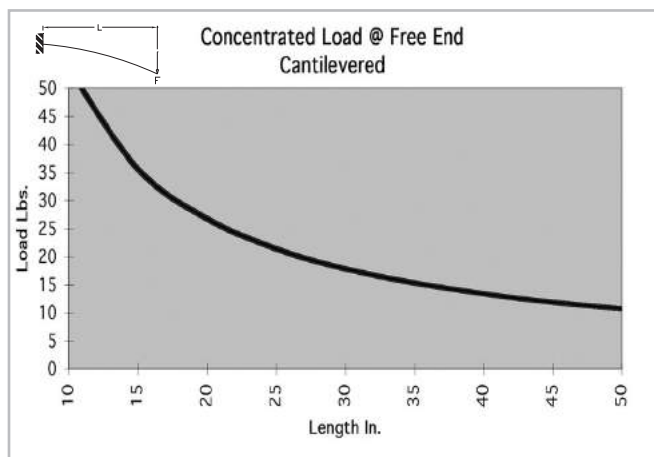
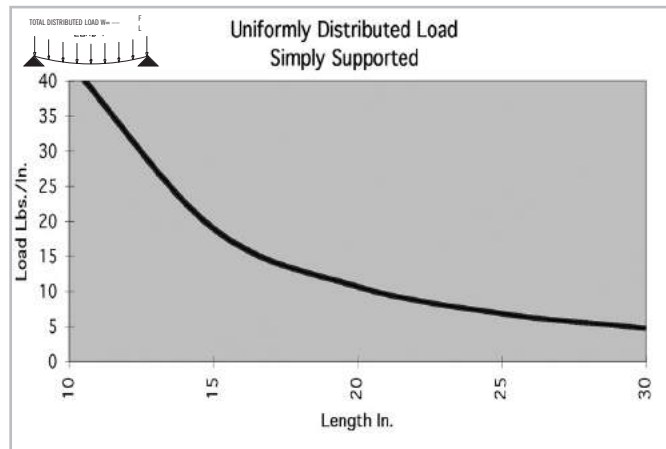
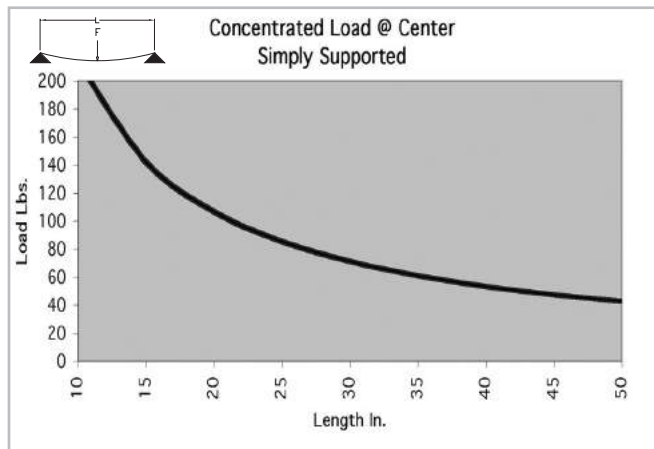
### SPECIFICATIONS

Length .....	240" (6 m)
Weight .....	0.548 lbs/ft (0.816 kg/m)
Estimated Area .....	0.457 in <sup>2</sup> (2.948 cm <sup>2</sup> )
Moment of Inertia .....	$I_x=0.046$ in <sup>4</sup> (1.915 cm <sup>4</sup> )
	$I_y=0.046$ in <sup>4</sup> (1.915 cm <sup>4</sup> )

### MACHINE SERVICES

CTL .....	660002
Single Access Hole .....	660029
Single Anchor Fastener .....	660022
Tap 1/4 -20 .....	660035
Tap M6 .....	660036

### BEAM SELECTION BY LOAD AND LENGTH



\* Charts based on allowable loads related to yield strength with a margin of safety equal to five.

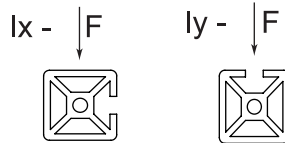

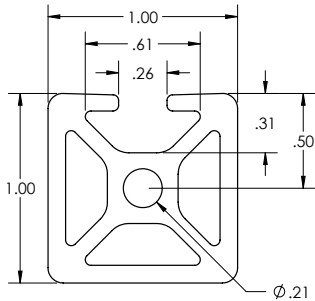
» For deflection equations see page 10

# Fractional Extrusions

# 10 SERIES

## TS10-10 MONOSLOT

Clear Anodized - 650060



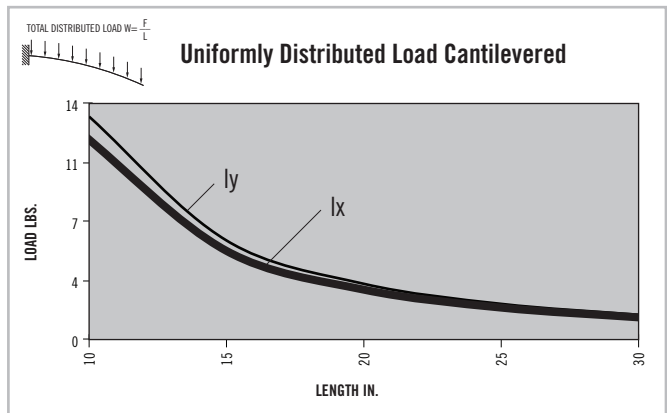
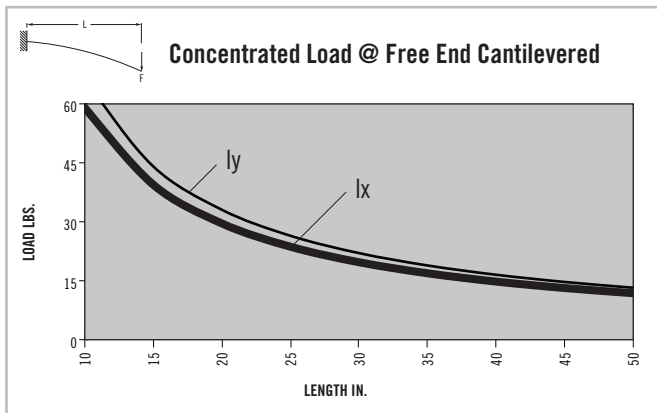
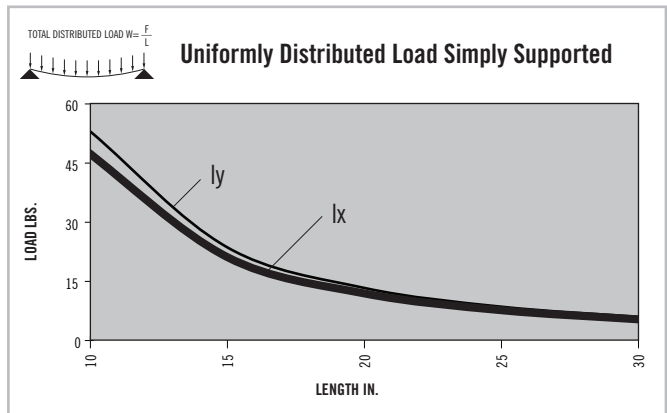
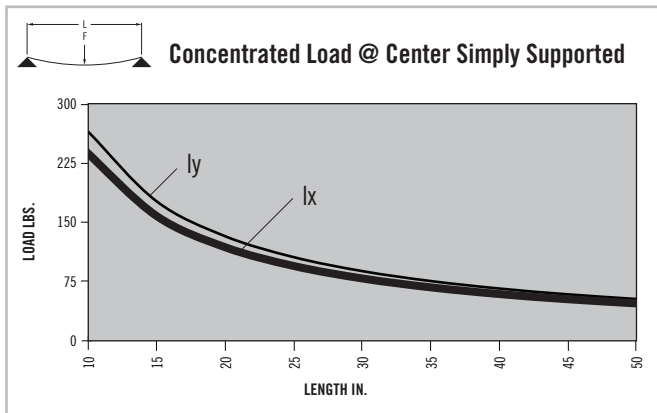
### SPECIFICATIONS

Length	.....	.240" (6 m)
Weight	.....	0.637 lbs/ft (0.948 kg/m)
Estimated Area	.....	0.531 in <sup>2</sup> (3.426 cm <sup>2</sup> )
Moment of Inertia	.....	$I_x=0.051 \text{ in}^4$ (2.136 cm <sup>4</sup> ) $I_y=0.057 \text{ in}^4$ (2.371 cm <sup>4</sup> )

### MACHINE SERVICES

CTL	.....	660002
Single Access Hole	.....	660029
Single Anchor Fastener	.....	660022
Tap 1/4 -20	.....	660035
Tap M6	.....	660036

### BEAM SELECTION BY LOAD AND LENGTH



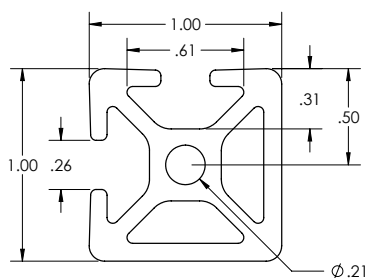
\* Charts based on allowable loads related to yield strength with a margin of safety equal to five.

» For deflection equations see page 10

# 10 SERIES

## TS10-10 BISLOT AD

Clear Anodized - 650061



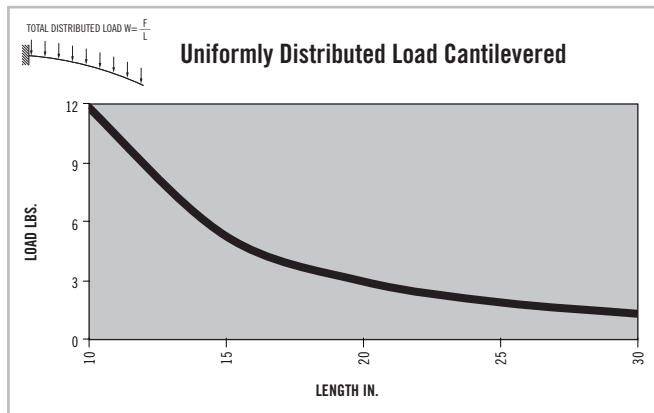
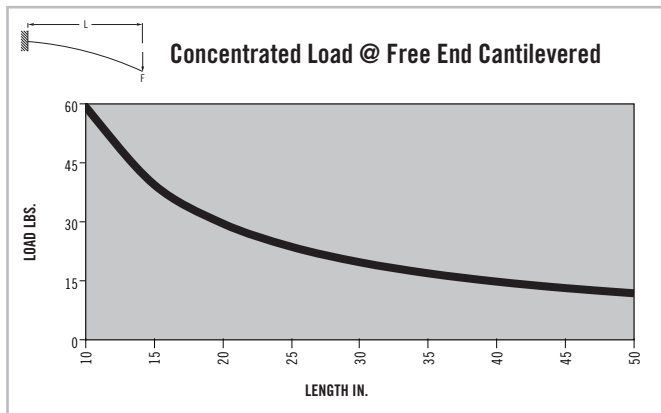
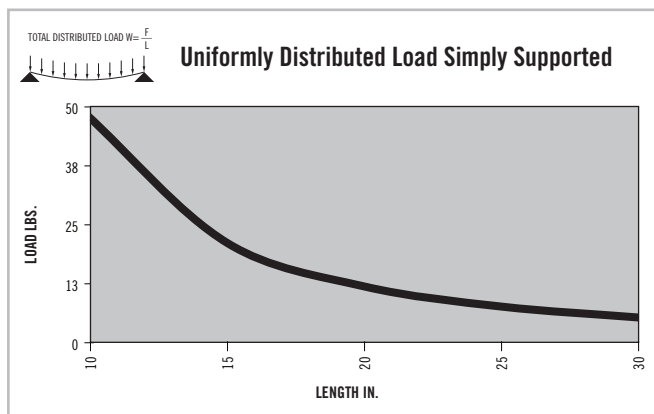
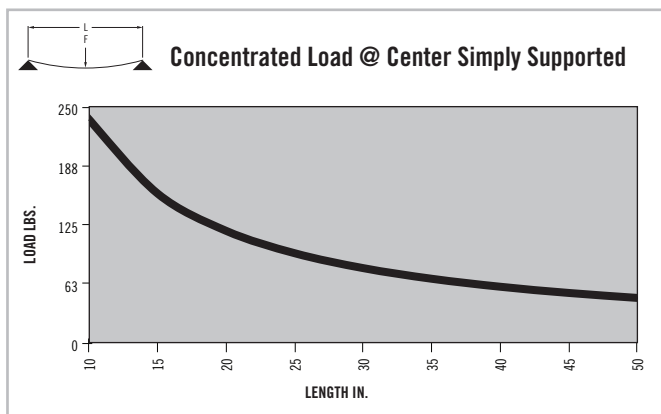
### SPECIFICATIONS

Length	.....	240" (6 m)
Weight	.....	0.605 lbs/ft (0.900 kg/m)
Estimated Area	.....	0.504 in <sup>2</sup> (3.253 cm <sup>2</sup> )
Moment of Inertia	.....	$I_x=0.051 \text{ in}^4$ (2.136 cm <sup>4</sup> ) $I_y=0.051 \text{ in}^4$ (2.136 cm <sup>4</sup> )

### MACHINE SERVICES

CTL	.....	660002
Single Access Hole	.....	660029
Single Anchor Fastener	.....	660022
Tap 1/4 -20	.....	660035
Tap M6	.....	660036

### BEAM SELECTION BY LOAD AND LENGTH



\* Charts based on allowable loads related to yield strength with a margin of safety equal to five.

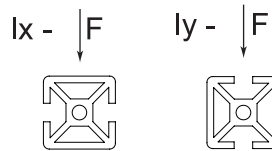

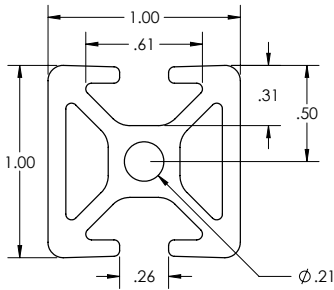
» For deflection equations see page 10

# Fractional Extrusions

# 10 SERIES

## TS10-10 BISLOT OPP

Clear Anodized - 650062



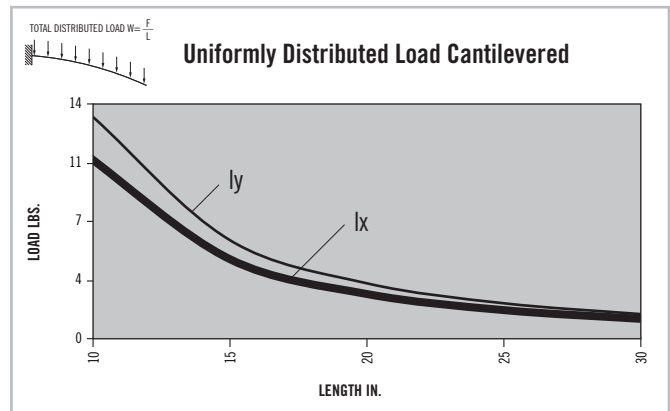
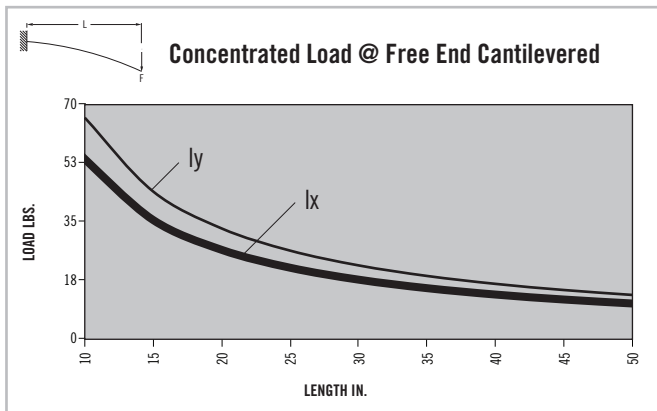
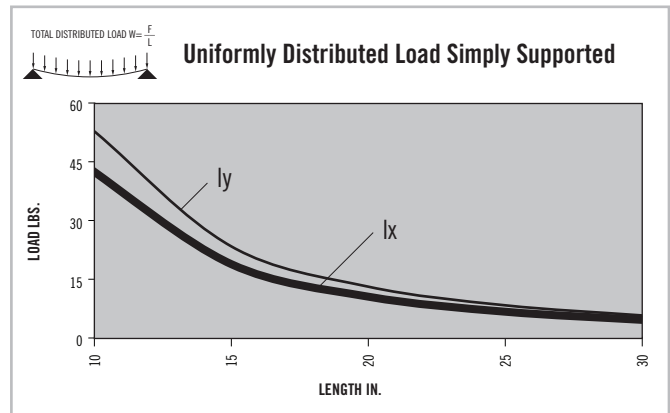
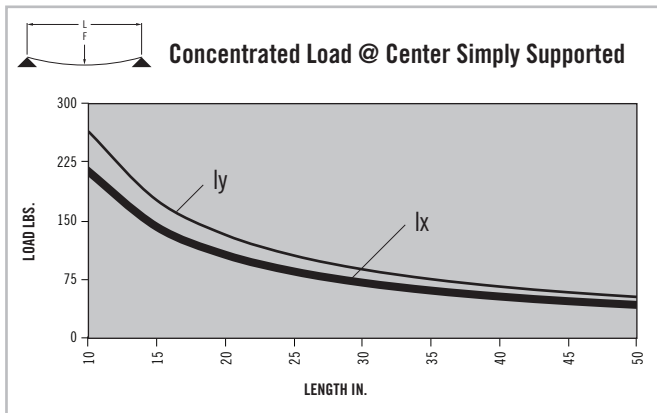
### SPECIFICATIONS

Length	.....	.240" (6 m)
Weight	.....	0.605 lbs/ft (0.900 kg/m)
Estimated Area	.....	0.504 in <sup>2</sup> (3.253 cm <sup>2</sup> )
Moment of Inertia	.....	I <sub>x</sub> =0.046 in <sup>4</sup> (1.913 cm <sup>4</sup> ) I <sub>y</sub> =0.057 in <sup>4</sup> (2.371 cm <sup>4</sup> )

### MACHINE SERVICES

CTL	.....	660002
Single Access Hole	.....	660029
Single Anchor Fastener	.....	660022
Tap 1/4 -20	.....	660035
Tap M6	.....	660036

### BEAM SELECTION BY LOAD AND LENGTH



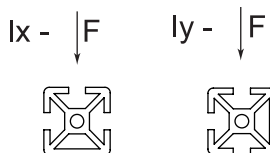
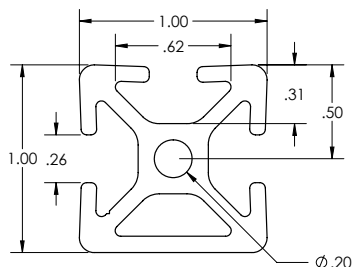
\* Charts based on allowable loads related to yield strength with a margin of safety equal to five.

» For deflection equations see page 10

# 10 SERIES

## TS10-10 TRISLOT

Clear Anodized - 650063



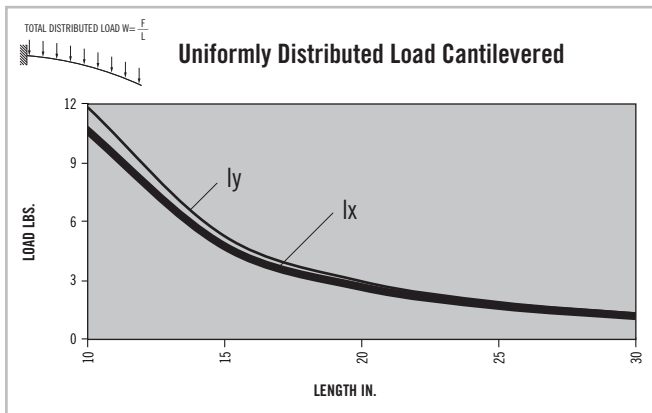
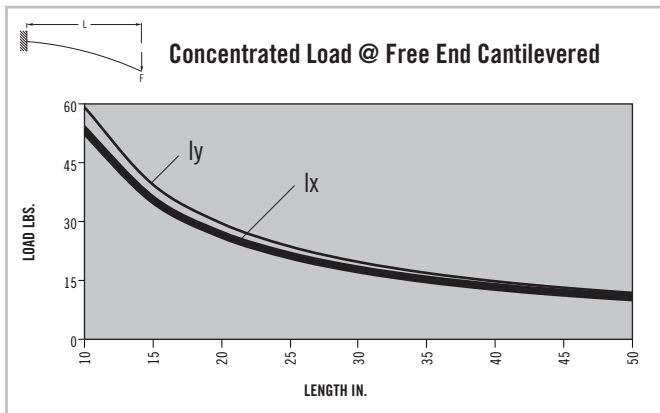
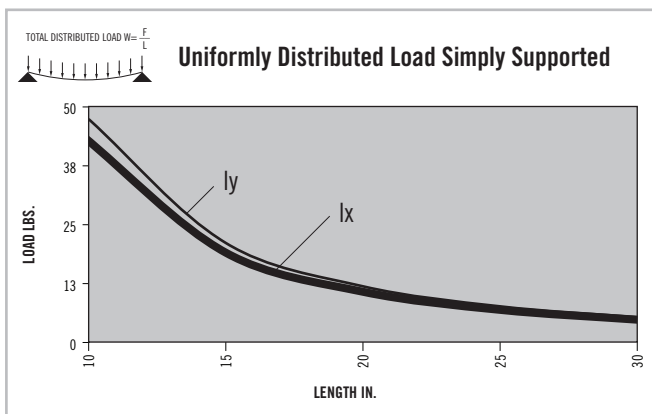
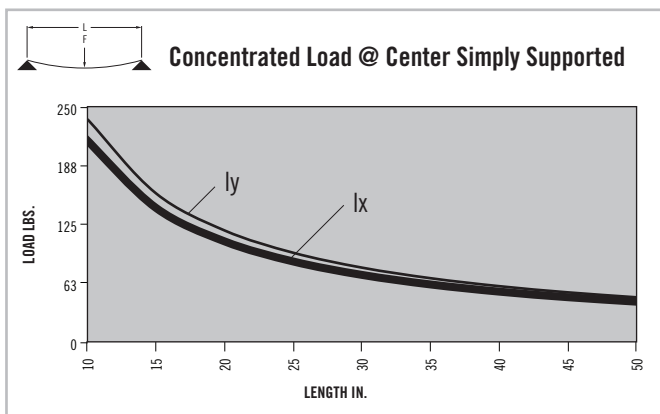
### SPECIFICATIONS

Length	.....	240" (6 m)
Weight	.....	0.563 lbs/ft (0.837 kg/m)
Estimated Area	.....	0.477 in <sup>2</sup> (3.080 cm <sup>2</sup> )
Moment of Inertia	.....	lx=0.046 in <sup>4</sup> (1.902 cm <sup>4</sup> ) ly=0.051 in <sup>4</sup> (2.112 cm <sup>4</sup> )

### MACHINE SERVICES

CTL	.....	660002
Single Access Hole	.....	660029
Single Anchor Fastener	.....	660022
Tap 1/4 -20	.....	660035
Tap M6	.....	660036

### BEAM SELECTION BY LOAD AND LENGTH



\* Charts based on allowable loads related to yield strength with a margin of safety equal to five.

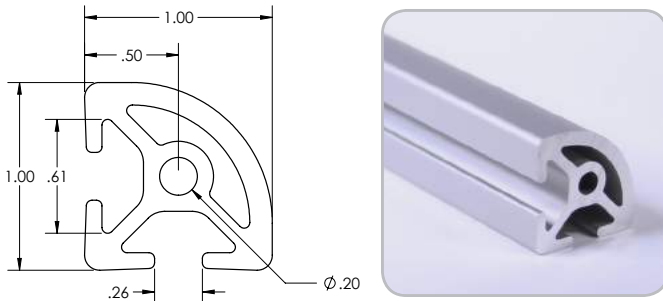
» For deflection equations see page 10

# Fractional Extrusions

# 10 SERIES

## TS10-10QR

Clear Anodized - 650040



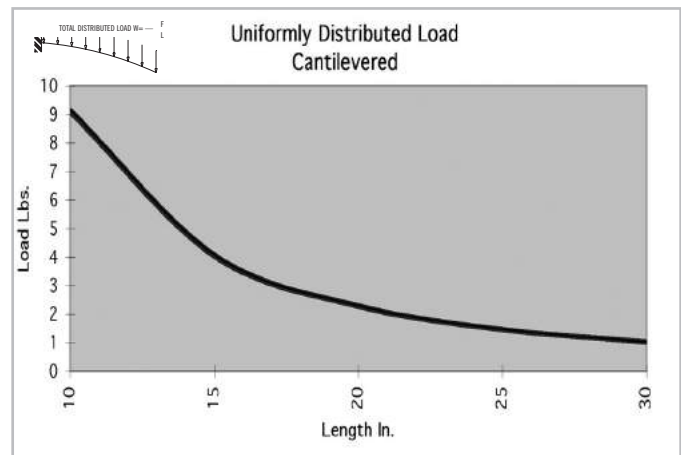
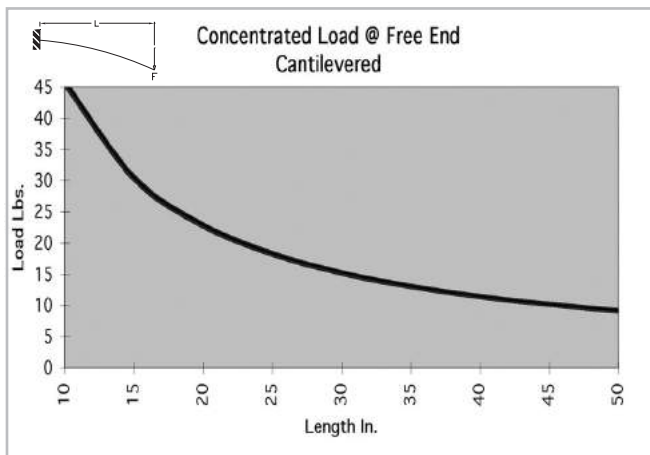
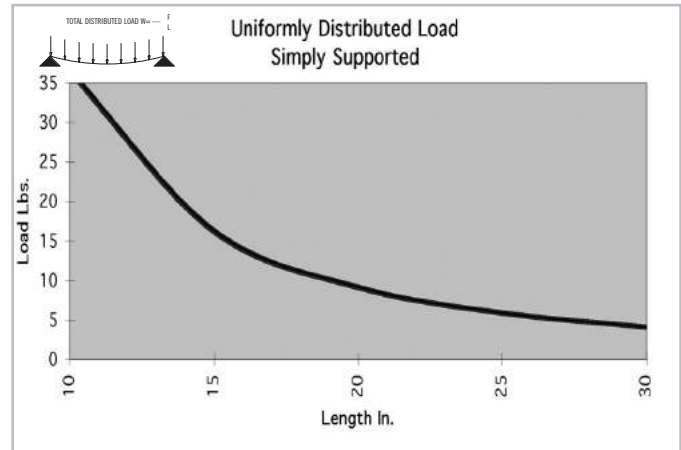
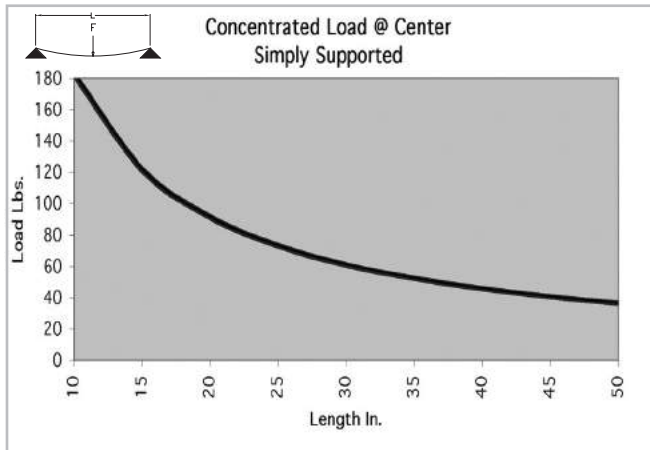
### SPECIFICATIONS

Length	.....	.240" (6 m)
Weight	.....	0.562 lbs/ft (.836 kg/m)
Estimated Area	.....	0.4727 in <sup>2</sup> (3.05 cm <sup>2</sup> )
Moment of Inertia	.....	I <sub>x</sub> =.0435 in <sup>4</sup> (1.81 cm <sup>4</sup> )
	.....	I <sub>y</sub> =.0435 in <sup>4</sup> (1.81 cm <sup>4</sup> )

### MACHINE SERVICES

CTL	.....	660002
Single Access Hole	.....	660029
Single Anchor Fastener	.....	660022
Tap 1/4 -20	.....	660035
Tap M6	.....	660026

### BEAM SELECTION BY LOAD AND LENGTH



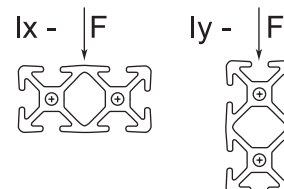

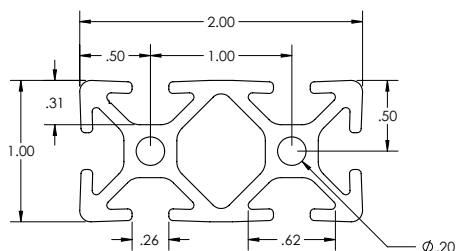
\* Charts based on allowable loads related to yield strength with a margin of safety equal to five.

» For deflection equations see page 10

# 10 SERIES

## TS10-20

Clear Anodized - **650002**  
 Black Anodized - **650102**



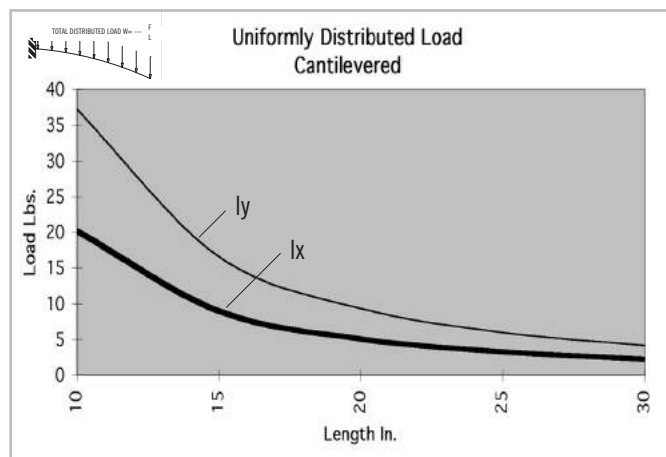
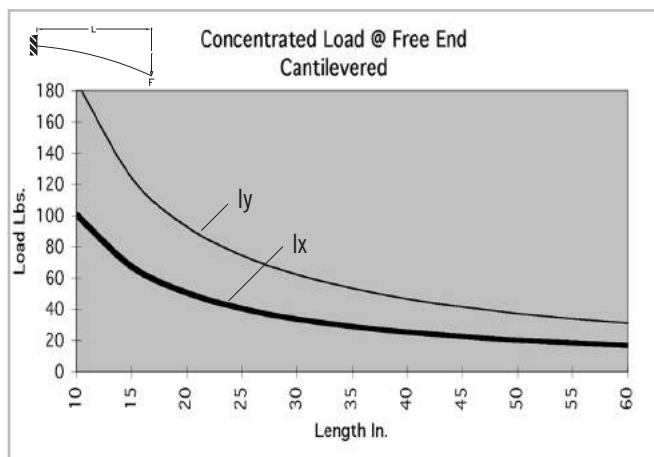
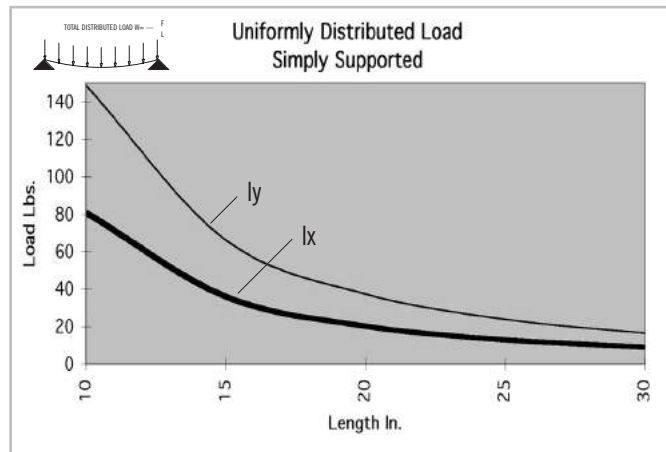
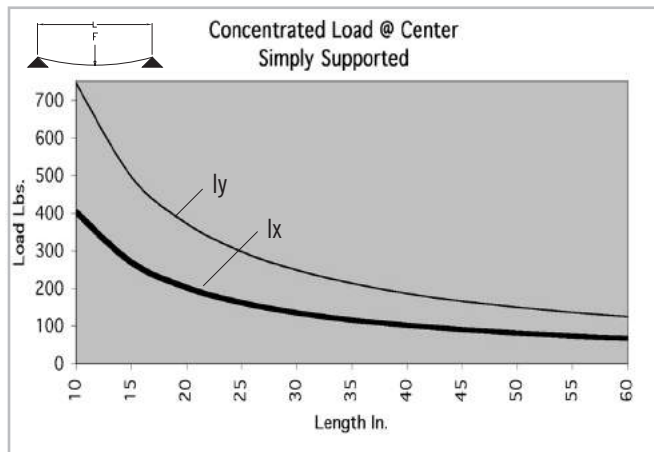
### SPECIFICATIONS

Length	.....	240" (6 m)
Weight	.....	0.962 lbs/ft (1.431 kg/m)
Estimated Area	.....	0.824 in <sup>2</sup> (5.316 cm <sup>2</sup> )
Moment of Inertia	.....	I <sub>x</sub> =.087 in <sup>4</sup> (3.621 cm <sup>4</sup> ) I <sub>y</sub> =.321 in <sup>4</sup> (13.361 cm <sup>4</sup> )

### MACHINE SERVICES

CTL	.....	660000
Single Access Hole	.....	660029
Single Anchor Fastener	.....	660022
Tap 1/4 - 20	.....	660025
Tap M6	.....	660026

### BEAM SELECTION BY LOAD AND LENGTH



\* Charts based on allowable loads related to yield strength with a margin of safety equal to five.

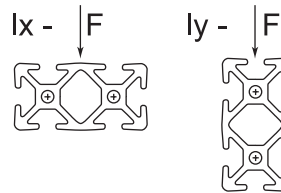

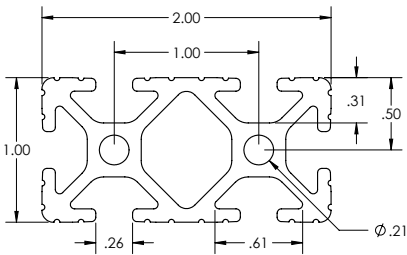
» For deflection equations see page 10

# Fractional Extrusions

# 10 SERIES

## TS10-20 GR

Clear Anodized - 650071



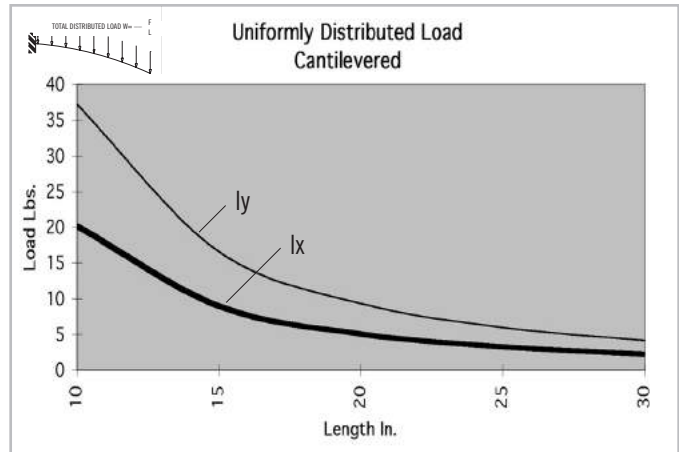
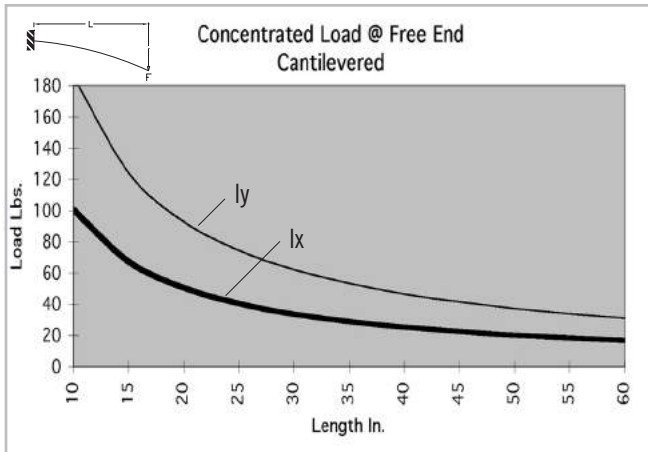
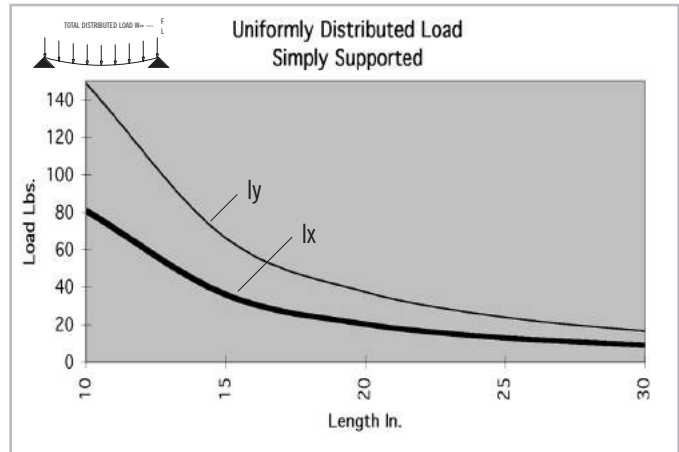
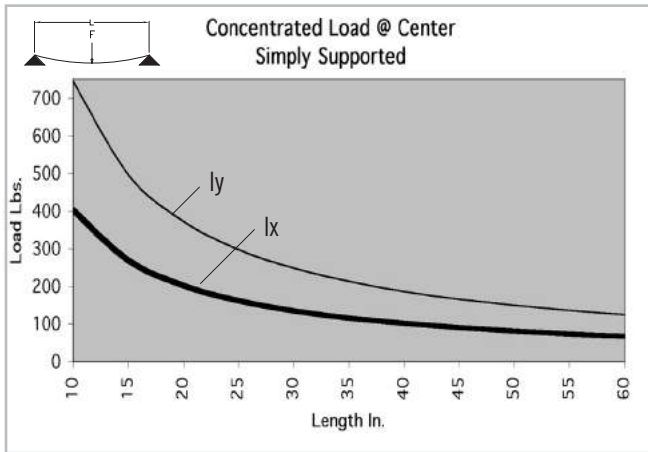
### SPECIFICATIONS

Length .....	240" (6 m)
Weight .....	0.970 lbs/ft (1.443 kg/m)
Estimated Area .....	0.824 in <sup>2</sup> (5.316 cm <sup>2</sup> )
Moment of Inertia .....	I <sub>x</sub> =.087 in <sup>4</sup> (3.621 cm <sup>4</sup> )
	I <sub>y</sub> =.321 in <sup>4</sup> (13.361 cm <sup>4</sup> )

### MACHINE SERVICES

CTL .....	660000
Single Access Hole .....	660029
Single Anchor Fastener .....	660022
Tap 1/4 -20 .....	660025
Tap M6 .....	660026

### BEAM SELECTION BY LOAD AND LENGTH



\* Charts based on allowable loads related to yield strength with a margin of safety equal to five.

» For deflection equations see page 10

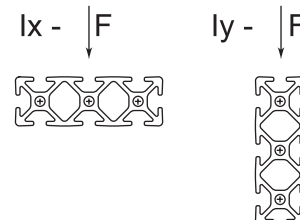

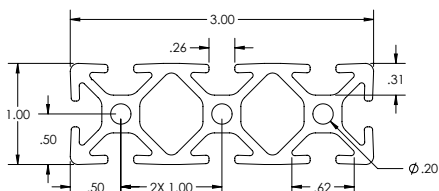


# 10 SERIES

## TS10-30

Clear Anodized - 650001

Black Anodized - 650101



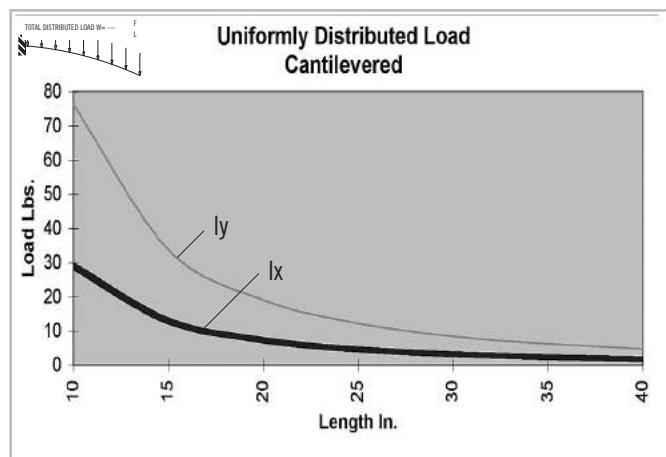
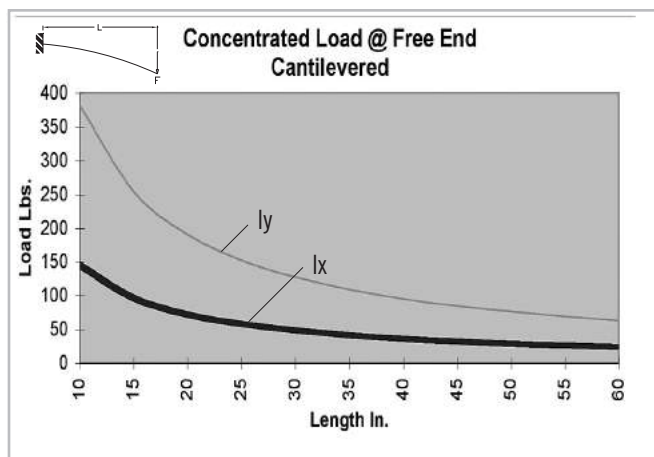
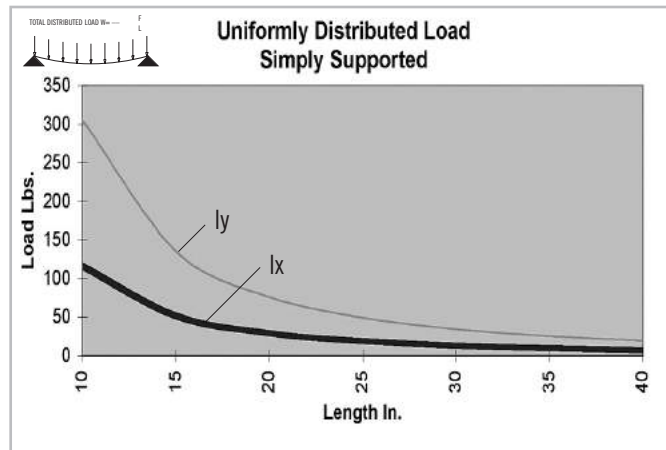
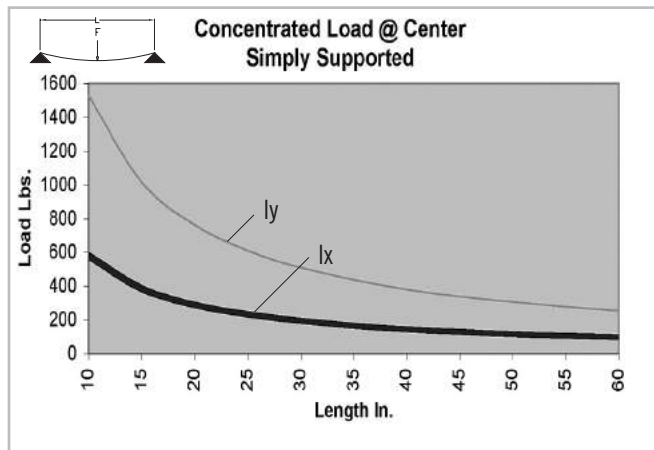
### SPECIFICATIONS

Length .....	.240" (6 m)
Weight .....	1.397 lbs/ft (2.079 kg/m)
Estimated Area .....	1.169 in <sup>2</sup> (7.806 cm <sup>2</sup> )
Moment of Inertia .....	lx=.125 in <sup>4</sup> (5.202 cm <sup>4</sup> )
	ly=.986 in <sup>4</sup> (41.040 cm <sup>4</sup> )

### MACHINE SERVICES

CTL .....	660001
Single Access Hole .....	660029
Single Anchor Fastener .....	660022
Tap 1/4 -20 .....	660016
Tap M6 .....	660017

### BEAM SELECTION BY LOAD AND LENGTH



\* Charts based on allowable loads related to yield strength with a margin of safety equal to five.


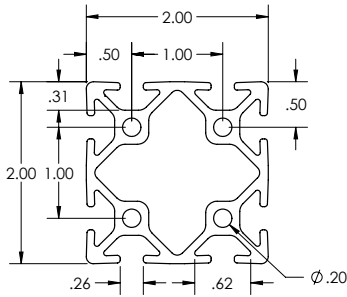
» For deflection equations see page 10

# Fractional Extrusions

# 10 SERIES

## TS20-20

Clear Anodized - **650003**  
 Black Anodized - **650103**



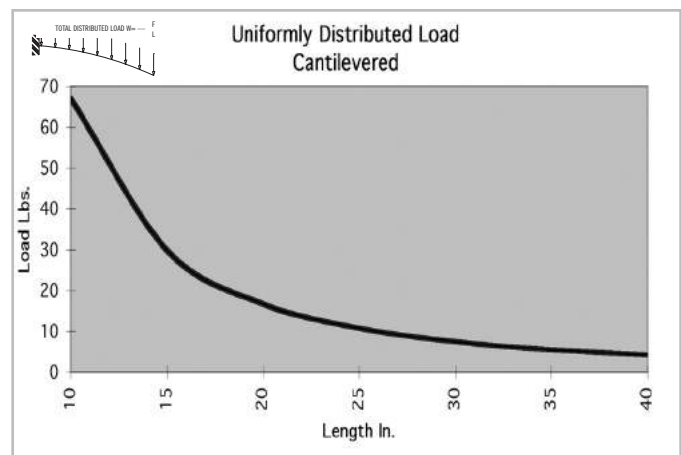
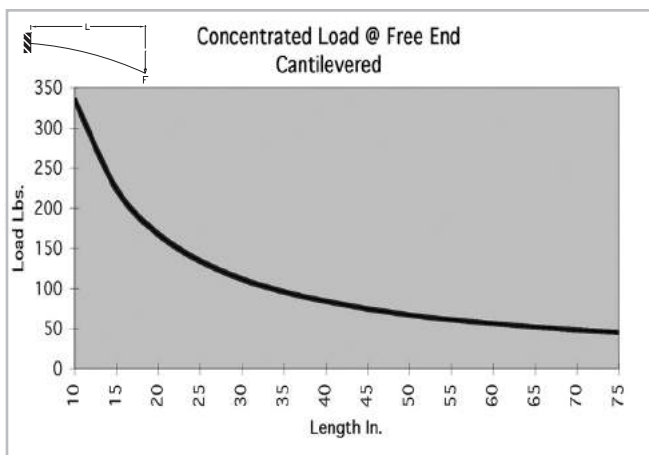
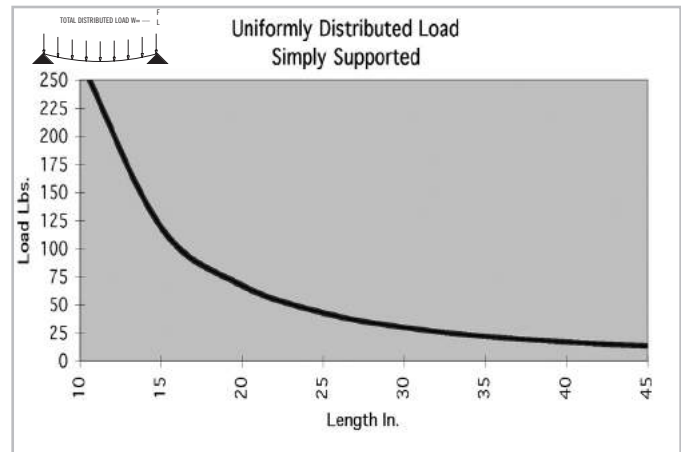
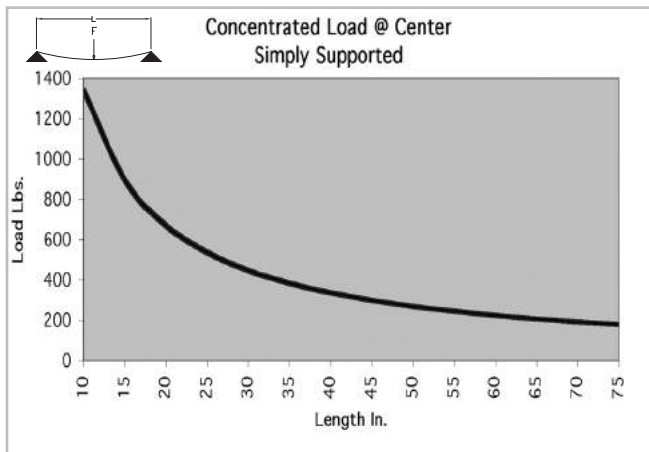
### SPECIFICATIONS

Length	240" (6 m)
Weight	1.511 lbs/ft (2.249 kg/m)
Estimated Area	1.285 in <sup>2</sup> (8.290 cm <sup>2</sup> )
Moment of Inertia	$I_x = .578 \text{ in}^4$ (24.058 cm <sup>4</sup> ) $I_y = .578 \text{ in}^4$ (24.058 cm <sup>4</sup> )

### MACHINE SERVICES

CTL	660004
Single Access Hole	660029
Single Anchor Fastener	660022
Tap 1/4 -20	660037
Tap M6	660040

### BEAM SELECTION BY LOAD AND LENGTH



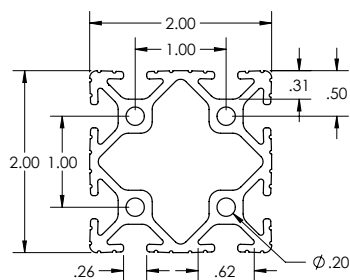
\* Charts based on allowable loads related to yield strength with a margin of safety equal to five.

» For deflection equations see page 10

# 10 SERIES

## TS20-20 GR

Clear Anodized - 650072



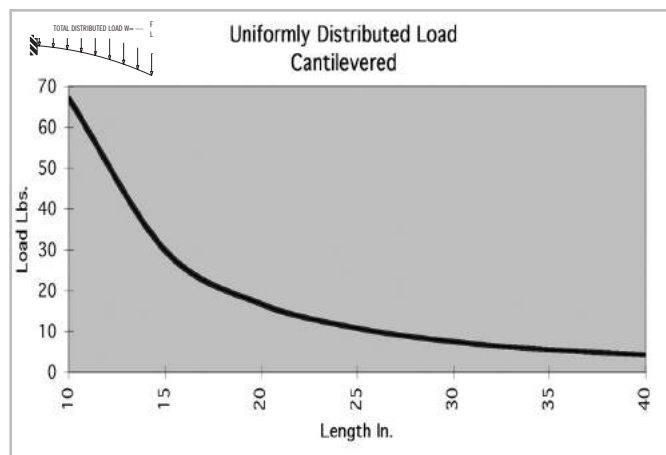
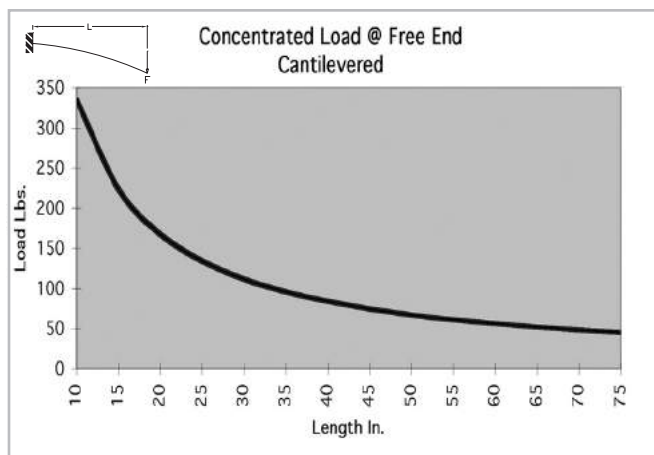
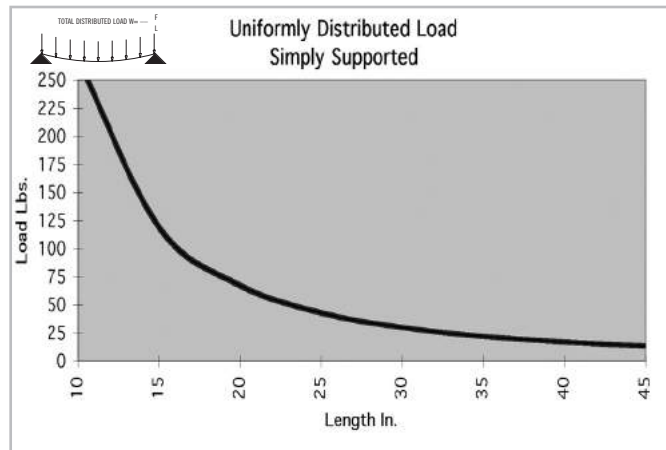
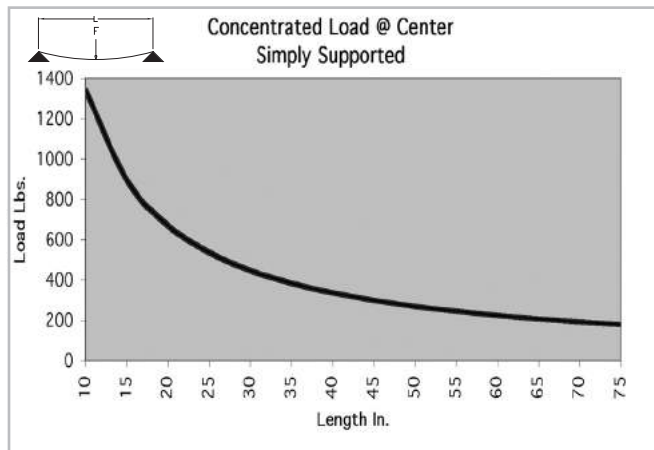
### SPECIFICATIONS

Length	.....	240" (6 m)
Weight	.....	1.487 lbs/ft (2.213 kg/m)
Estimated Area	.....	1.285 in <sup>2</sup> (8.290 cm <sup>2</sup> )
Moment of Inertia	.....	$I_x = .578 \text{ in}^4$ (24.058 cm <sup>4</sup> )
	.....	$I_y = .578 \text{ in}^4$ (24.058 cm <sup>4</sup> )

### MACHINE SERVICES

CTL	.....	660004
Single Access Hole	.....	660029
Single Anchor Fastener	.....	660022
Tap 1/4 -20	.....	660037
Tap M6	.....	660040

### BEAM SELECTION BY LOAD AND LENGTH



\* Charts based on allowable loads related to yield strength with a margin of safety equal to five.

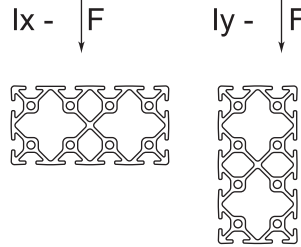

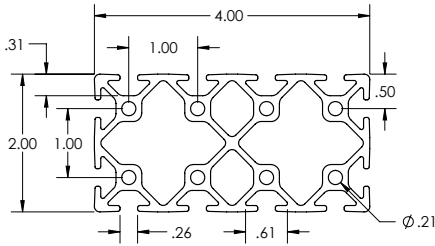
» For deflection equations see page 10

# Fractional Extrusions

# 10 SERIES

## TS20-40

Clear Anodized - 650004



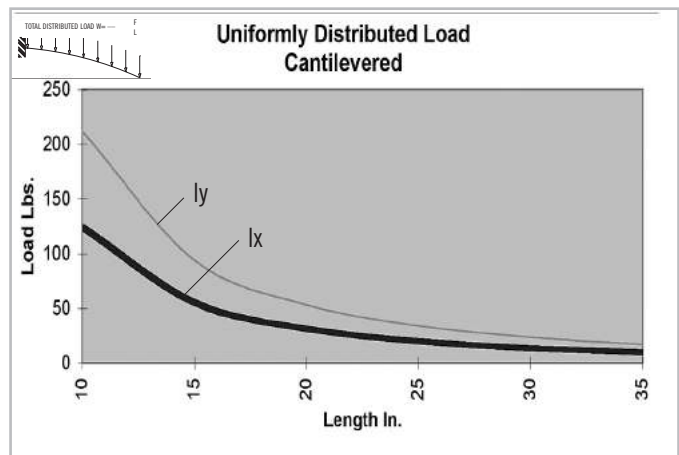
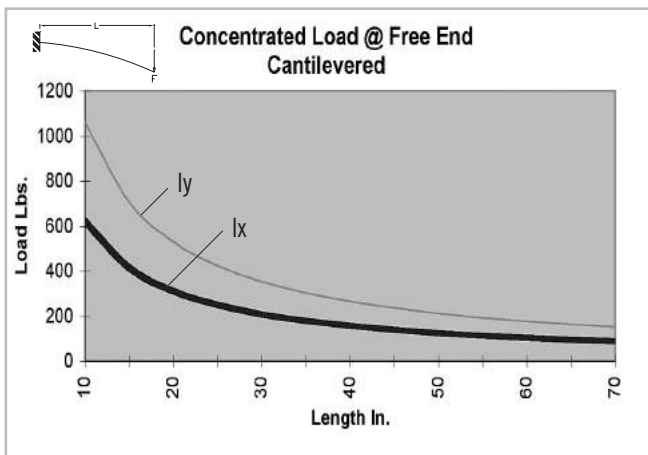
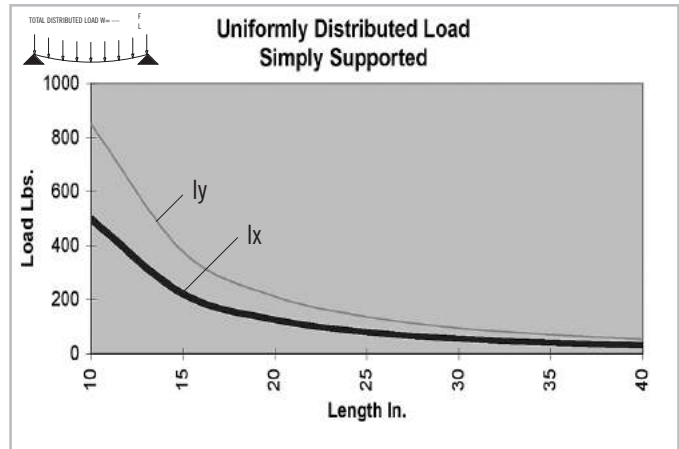
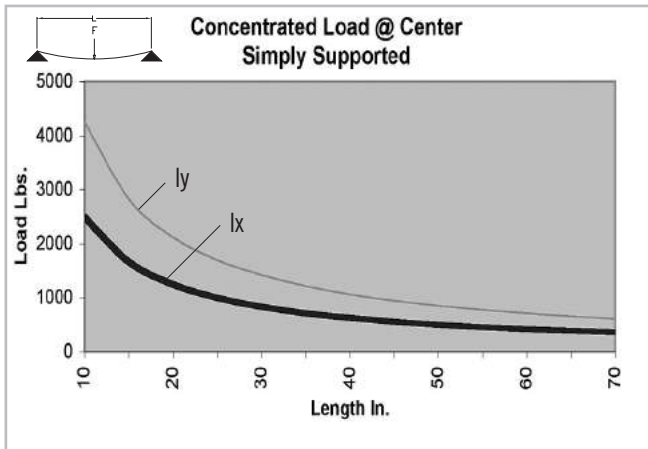
### SPECIFICATIONS

Length .....	240" (6 m)
Weight .....	2.820 lbs/ft (4.195 kg/m)
Estimated Area .....	2.350 in <sup>2</sup> (15.157 cm <sup>2</sup> )
Moment of Inertia .....	I <sub>x</sub> =1.075 in <sup>4</sup> (44.744 cm <sup>4</sup> )
	I <sub>y</sub> =3.656 in <sup>4</sup> (152.174 cm <sup>4</sup> )

### MACHINE SERVICES

CTL .....	660005
Single Access Hole .....	660029
Single Anchor Fastener .....	660022
Tap 1/4 -20 .....	660018
Tap M6 .....	660019

### BEAM SELECTION BY LOAD AND LENGTH



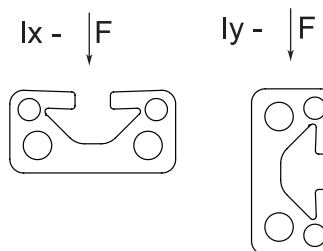

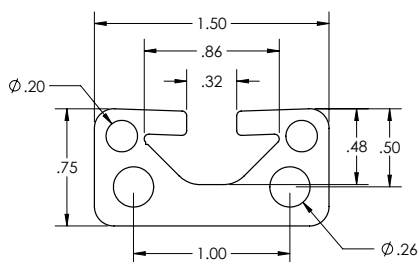
\* Charts based on allowable loads related to yield strength with a margin of safety equal to five.

» For deflection equations see page 10

# 15 SERIES

## TS 15-75

Clear Anodized - 650007



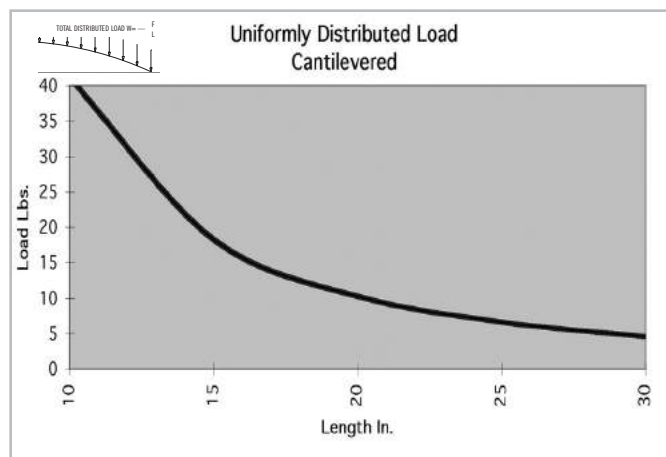
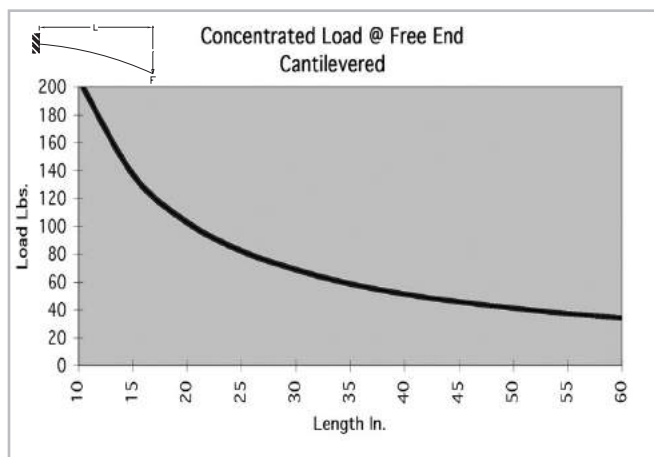
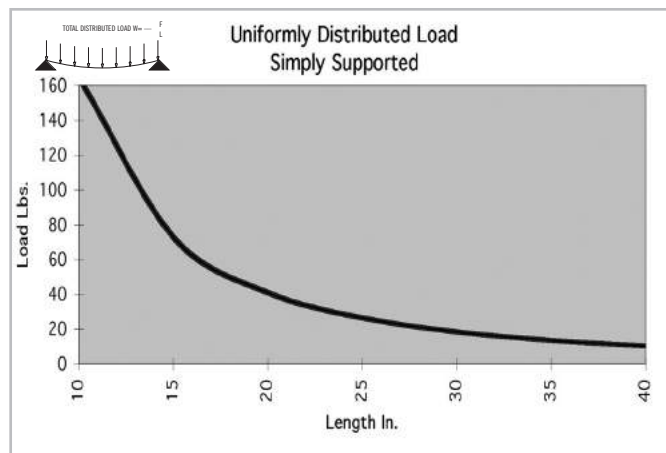
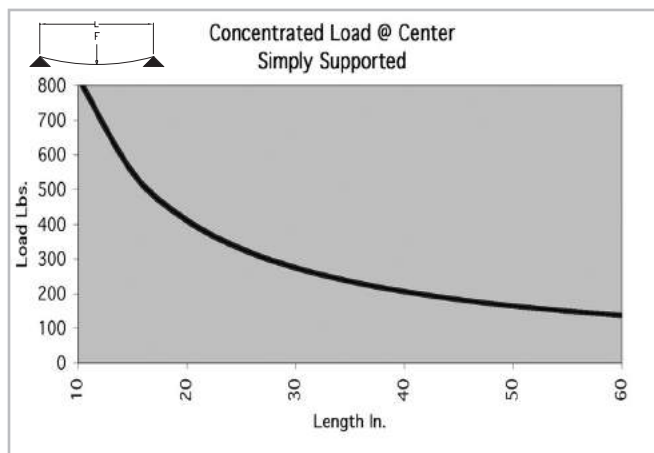
### SPECIFICATIONS

Length	145" (3.6 m)
Weight	0.833 lbs/ft (1.238 kg/m)
Estimated Area	0.694 in <sup>2</sup> (4.476 cm <sup>2</sup> )
Moment of Inertia	I <sub>x</sub> =.037 in <sup>4</sup> (1.522 cm <sup>4</sup> )
	I <sub>y</sub> =.147 in <sup>4</sup> (6.114 cm <sup>4</sup> )

### MACHINE SERVICES

CTL	660003
Single Access Hole	660028
Single Anchor Fastener	660020
Tap 5/16 - 18	660034
Tap M8	660033
Tap 3/8 - 16	660009

### BEAM SELECTION BY LOAD AND LENGTH



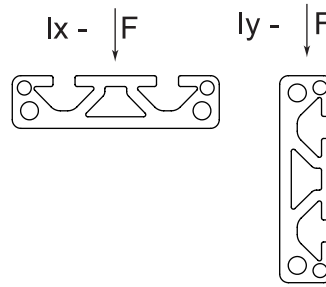

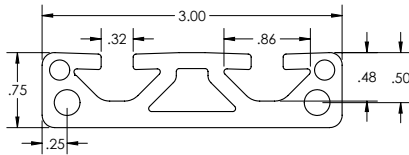
\* Charts based on allowable loads related to yield strength with a margin of safety equal to five.

» For deflection equations see page 10

# Fractional Extrusions

## TS30-75

Clear Anodized - 650019



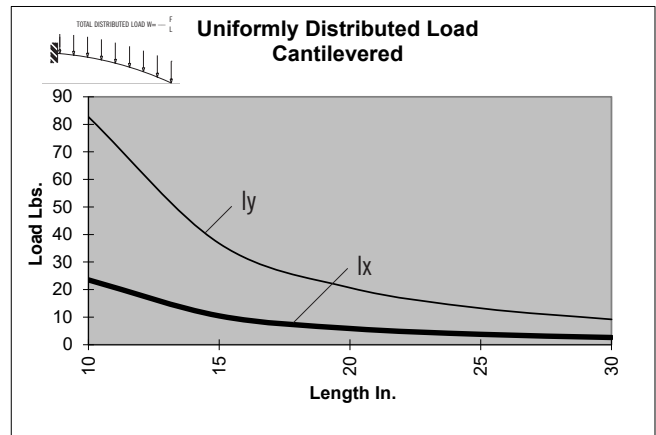
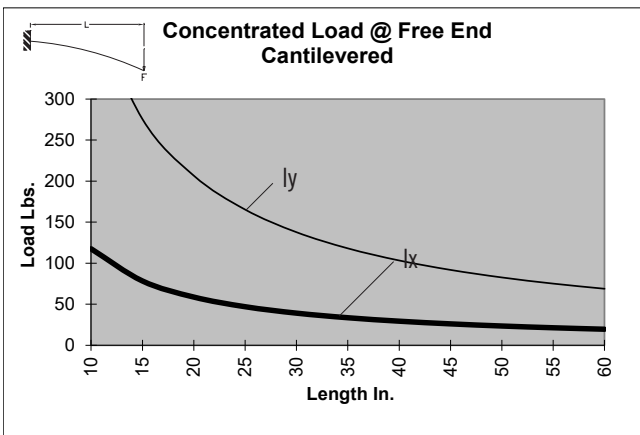
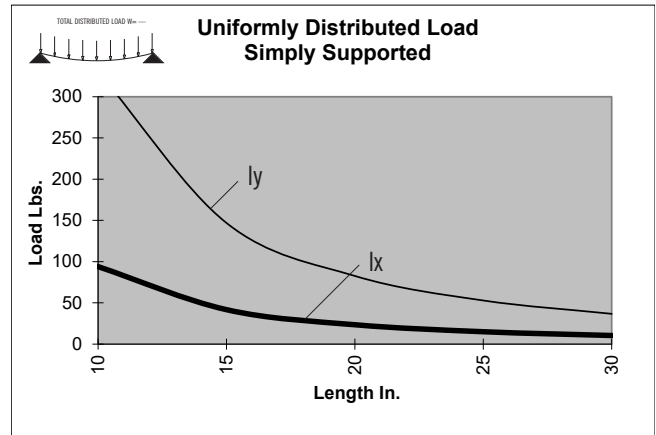
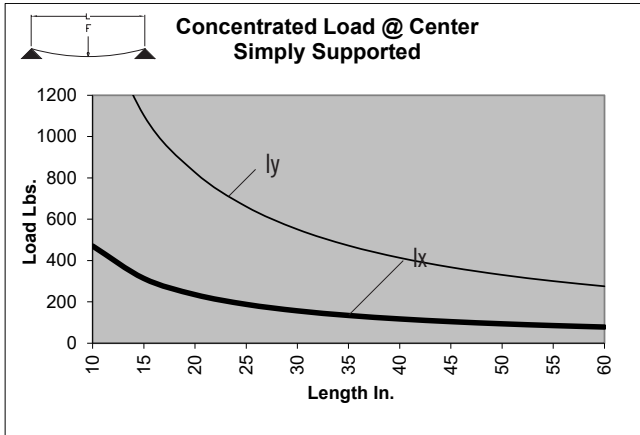
### SPECIFICATIONS

Length .....	145" (3.6 m)
Weight .....	1.547 lbs/ft (2.303 kg/m)
Estimated Area .....	1.321 in <sup>2</sup> (8.525 cm <sup>2</sup> )
Moment of Inertia .....	$I_x = .076 \text{ in}^4$ (3.175 cm <sup>4</sup> )
	$I_y = 1.069 \text{ in}^4$ (44.515 cm <sup>4</sup> )

### MACHINE SERVICES

CTL .....	660003
Single Access Hole .....	660028
Single Anchor Fastener .....	660020
Tap 5/16 - 18 .....	660034
Tap M8 .....	660033
Tap 3/8 - 16 .....	660009

### BEAM SELECTION BY LOAD AND LENGTH



\* Charts based on allowable loads related to yield strength with a margin of safety equal to five.

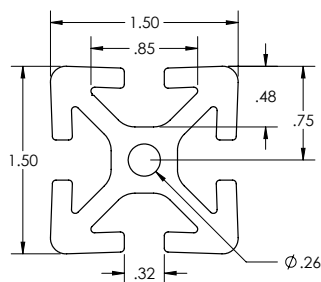
» For deflection equations see page 10

# 15 SERIES

## TS15-15

Clear Anodized - **650005**

Black Anodized - **650105**



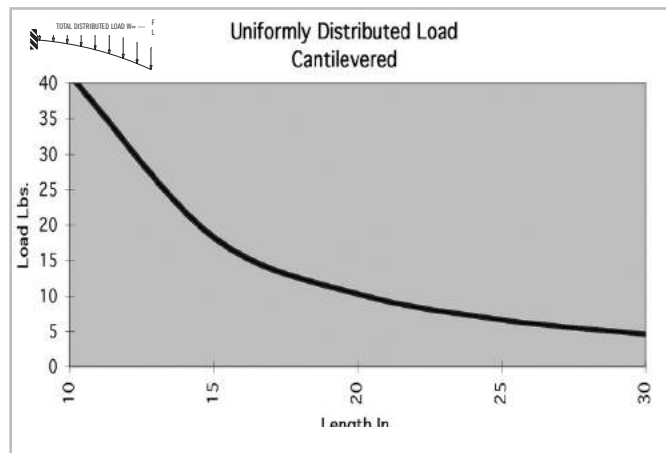
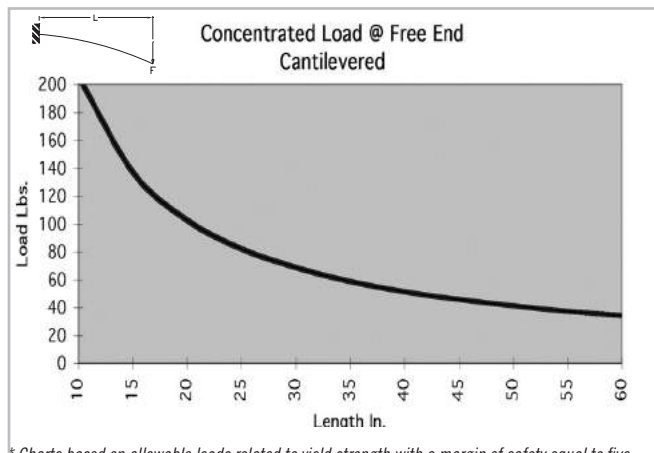
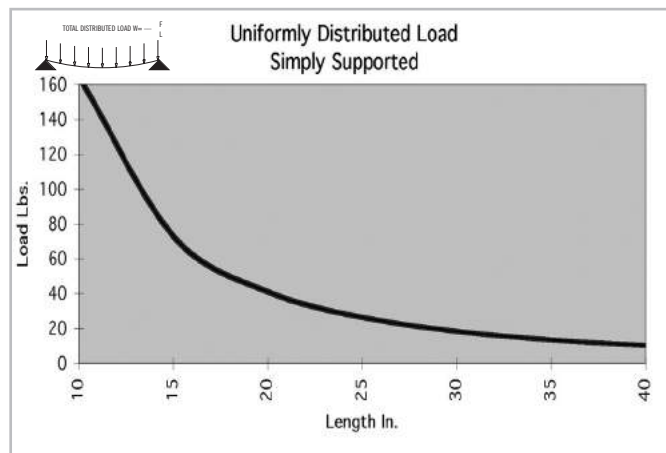
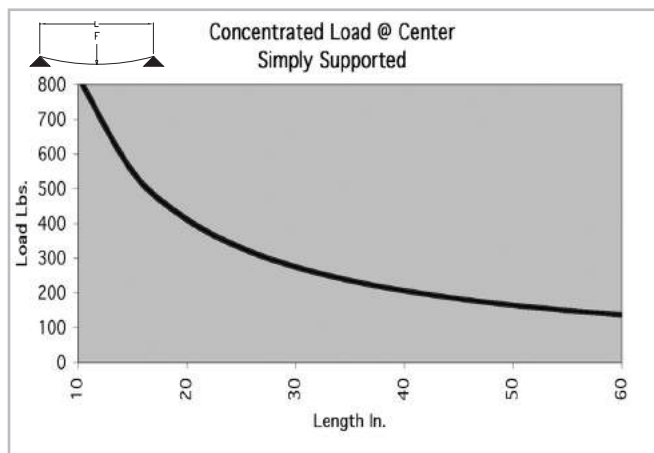
### SPECIFICATIONS

Length	.....	.240" (6 m)
Weight	.....	1.406 lbs/ft (2.092 kg/m)
Estimated Area	.....	1.198 in <sup>2</sup> (7.729 cm <sup>2</sup> )
Moment of Inertia	.....	lx=.266 in <sup>4</sup> (11.072 cm <sup>4</sup> )
	.....	ly=.266 in <sup>4</sup> (11.072 cm <sup>4</sup> )

### MACHINE SERVICES

CTL	.....	660003
Single Access Hole	.....	660028
Single Anchor Fastener	.....	660020
Tap 5/16 - 18	.....	660034
Tap M8	.....	660033
Tap 3/8 - 16	.....	660009

### BEAM SELECTION BY LOAD AND LENGTH



\* Charts based on allowable loads related to yield strength with a margin of safety equal to five.

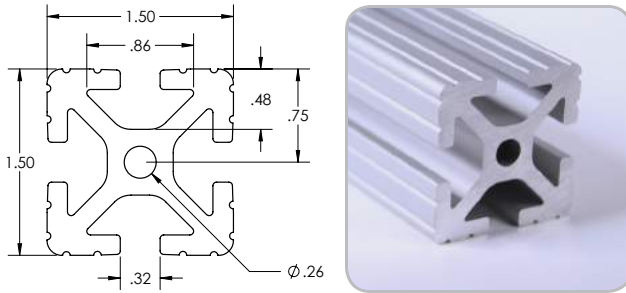
» For deflection equations see page 10

# Fractional Extrusions

# 15 SERIES

## TS15-15 GR

Clear Anodized - 650080



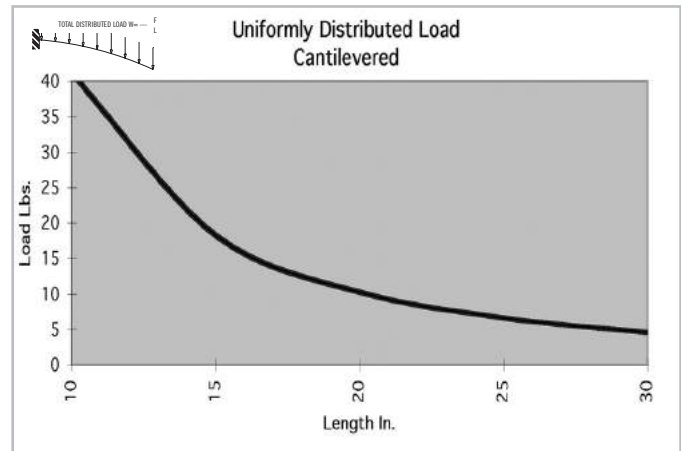
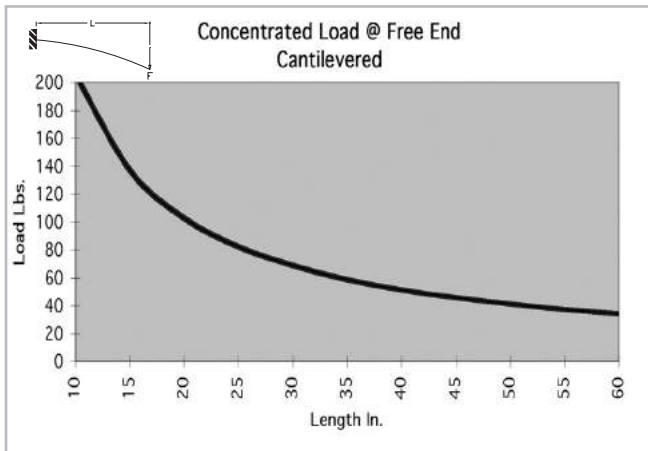
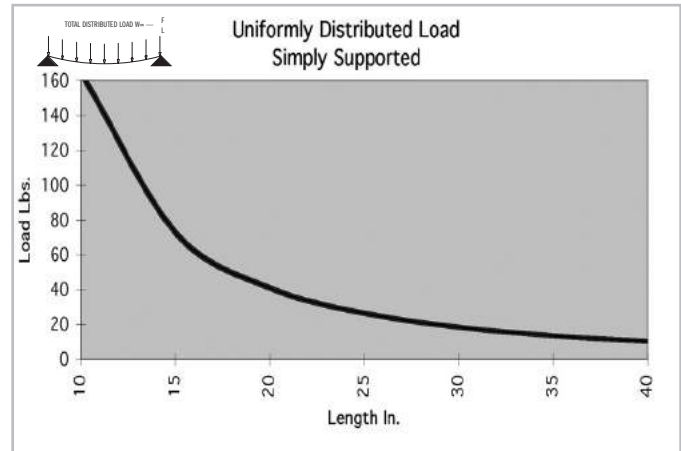
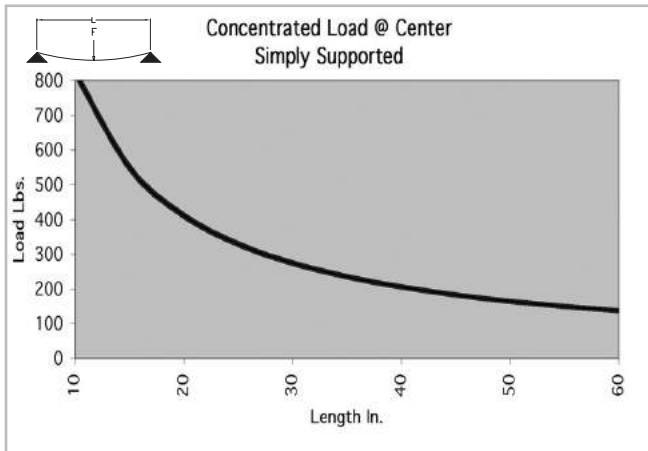
### SPECIFICATIONS

Length .....	240" (6 m)
Weight .....	1.338 lbs/ft (1.991 kg/m)
Estimated Area .....	1.198 in <sup>2</sup> (7.729 cm <sup>2</sup> )
Moment of Inertia .....	lx=.266 in <sup>4</sup> (11.072 cm <sup>4</sup> )
	ly=.266 in <sup>4</sup> (11.072 cm <sup>4</sup> )

### MACHINE SERVICES

CTL .....	660003
Single Access Hole .....	660028
Single Anchor Fastener .....	660020
Tap 5/16 - 18 .....	660034
Tap M8 .....	660033
Tap 3/8 - 16 .....	660009

### BEAM SELECTION BY LOAD AND LENGTH



\* Charts based on allowable loads related to yield strength with a margin of safety equal to five.


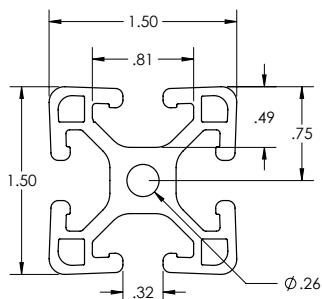
» For deflection equations see page 10



# 15 SERIES

## TS15-15L

Clear Anodized - **650006**  
 Black Anodized - **650106**



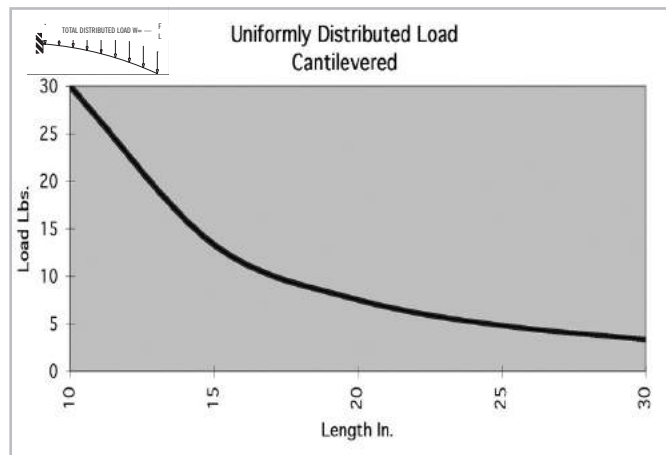
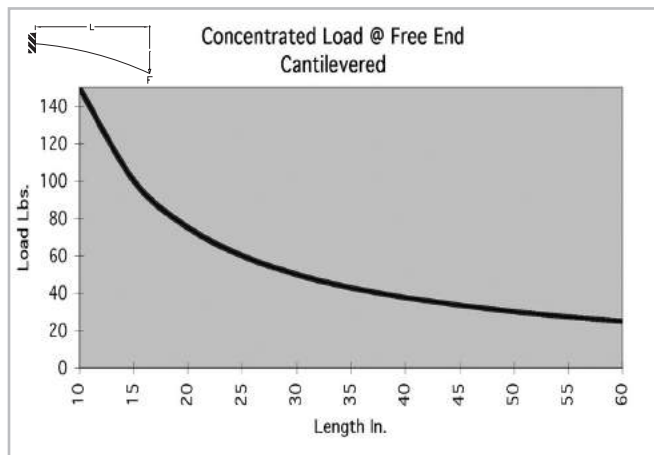
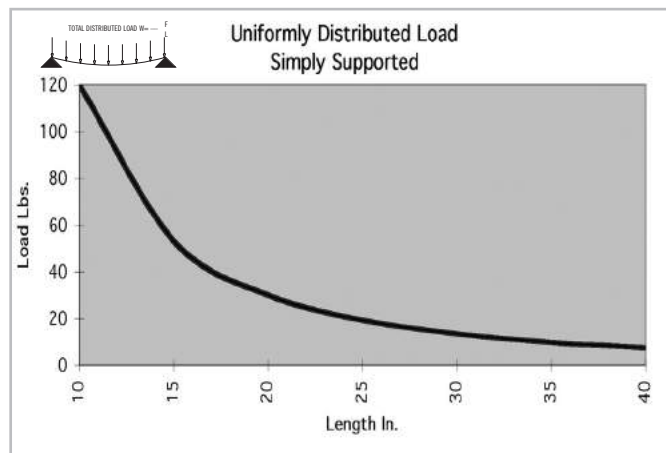
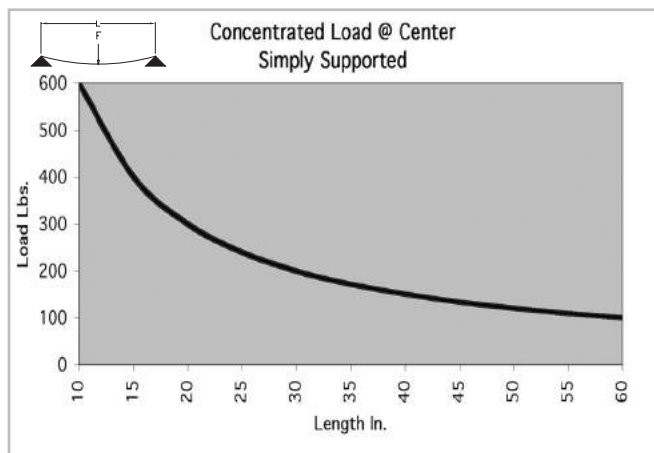
### SPECIFICATIONS

Length	.....	.240" (6 m)
Weight	.....	1.093 lbs/ft (1.627 kg/m)
Estimated Area	.....	0.925 in <sup>2</sup> (5.968 cm <sup>2</sup> )
Moment of Inertia	.....	I <sub>x</sub> =.194 in <sup>4</sup> (8.075 cm <sup>4</sup> ) I <sub>y</sub> =.194 in <sup>4</sup> (8.075 cm <sup>4</sup> )

### MACHINE SERVICES

CTL	.....	660003
Single Access Hole	.....	660028
Single Anchor Fastener	.....	660020
Tap 5/16 -18	.....	660034
Tap M8	.....	660033
Tap 3/8 - 16	.....	660009

### BEAM SELECTION BY LOAD AND LENGTH



\* Charts based on allowable loads related to yield strength with a margin of safety equal to five.


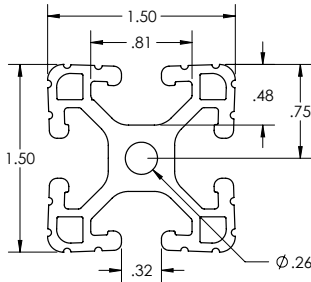
» For deflection equations see page 10

# Fractional Extrusions

# 15 SERIES

Clear Anodized - **650048**  
 Black Anodized - **650148**  
 Yellow Powder Coat - **650248**

## TS15-15L GR



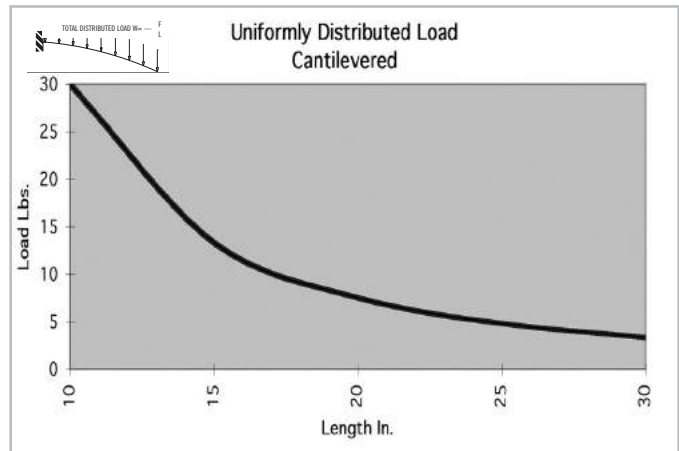
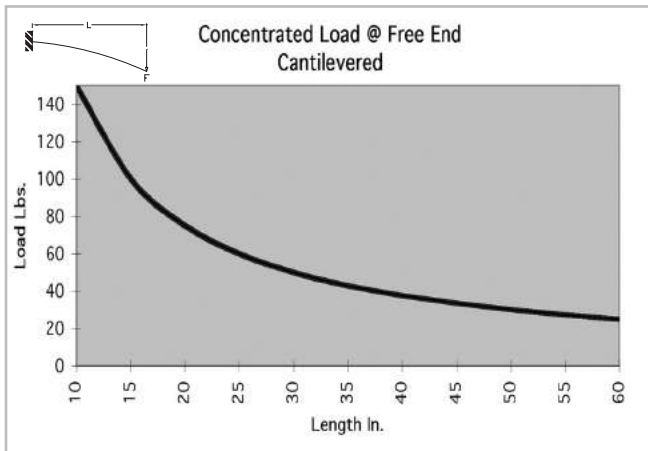
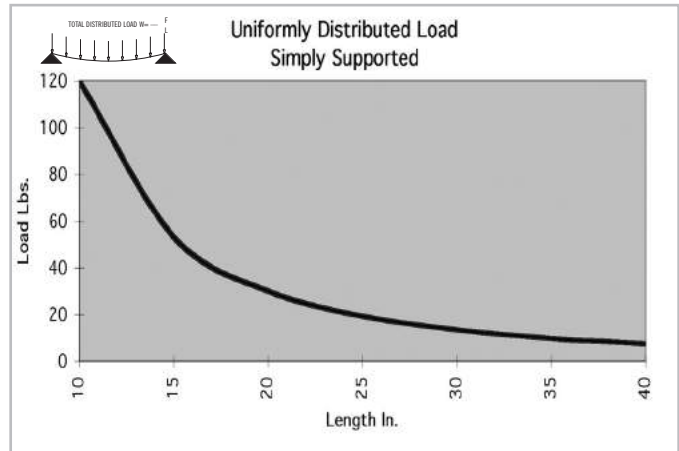
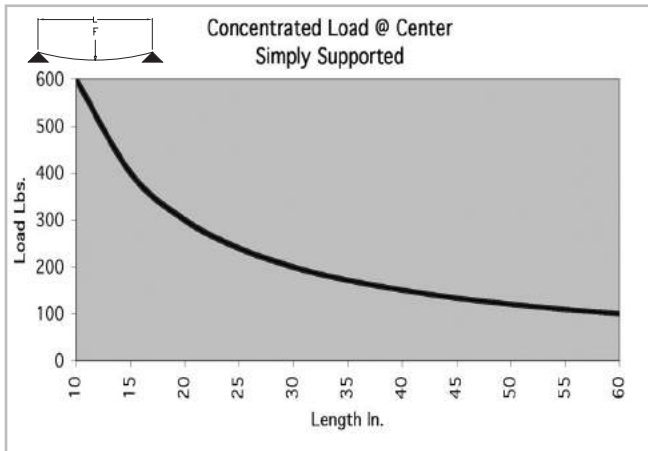
### SPECIFICATIONS

Length Clear	240" (6 m)
Length Black	240" (6 m)
Length Yellow	144" (3.6 m)
Weight	1.066 lbs/ft (1.066 kg/m)
Estimated Area	0.925 in <sup>2</sup> (5.968 cm <sup>2</sup> )
Moment of Inertia	I <sub>x</sub> =.194 in <sup>4</sup> (8.075 cm <sup>4</sup> ) I <sub>y</sub> =.194 in <sup>4</sup> (8.075 cm <sup>4</sup> )

### MACHINE SERVICES

CTL	660003
Single Access Hole	660028
Single Anchor Fastener	660020
Tap 5/16 -18	660034
Tap M8	660033
Tap 3/8 - 16	660009

### BEAM SELECTION BY LOAD AND LENGTH



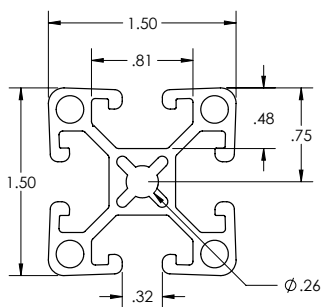
\* Charts based on allowable loads related to yield strength with a margin of safety equal to five.

» For deflection equations see page 10

# 15 SERIES

## TS15-15VL

Clear Anodized - 650018



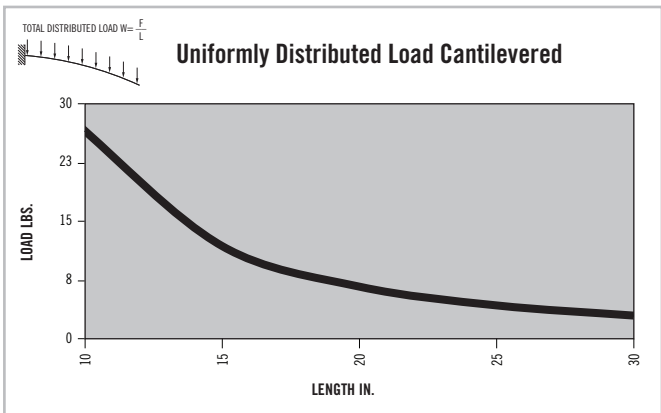
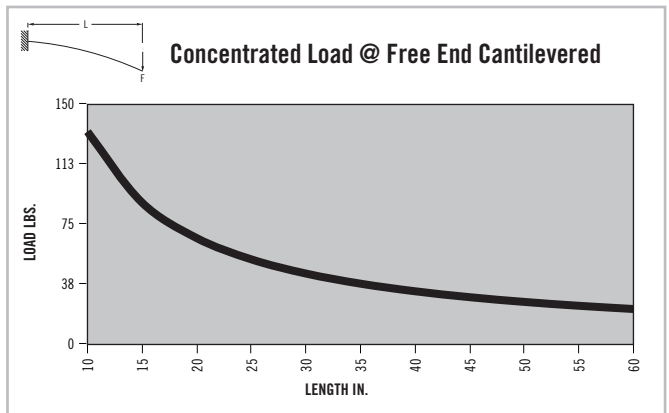
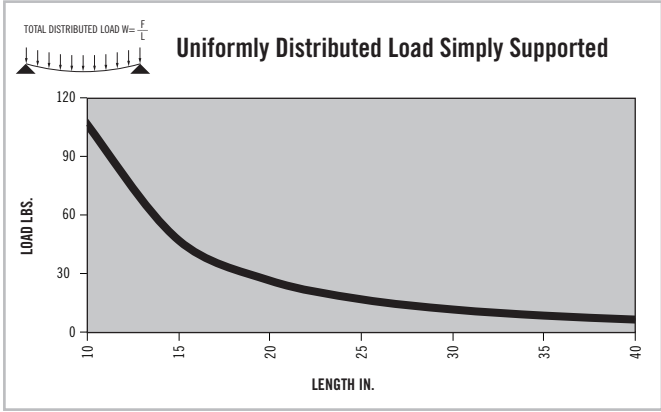
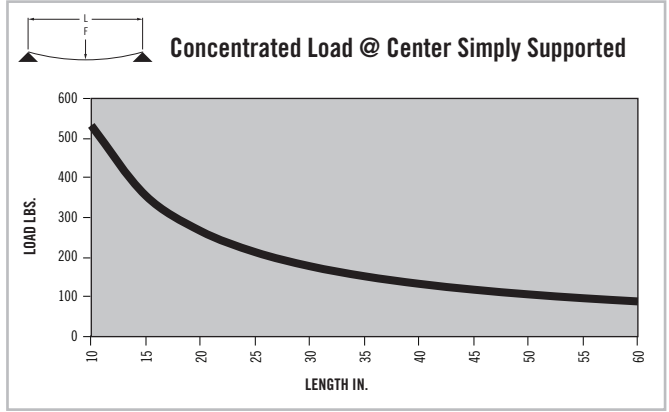
### SPECIFICATIONS

Length	.....	240" (6 m)
Weight	.....	0.932 lbs/ft (1.387 kg/m)
Estimated Area	.....	0.771 in <sup>2</sup> (4.972 cm <sup>2</sup> )
Moment of Inertia	.....	$I_x=0.172 \text{ in}^4 (7.159 \text{ cm}^4)$ $I_y=0.172 \text{ in}^4 (7.159 \text{ cm}^4)$

### MACHINE SERVICES

CTL	.....	660003
Single Access Hole	.....	660028
Single Anchor Fastener	.....	660020
Tap 5/16 - 18	.....	660034
Tap M8	.....	660033
Tap 3/8 - 16	.....	660009

### BEAM SELECTION BY LOAD AND LENGTH



\* Charts based on allowable loads related to yield strength with a margin of safety equal to five.

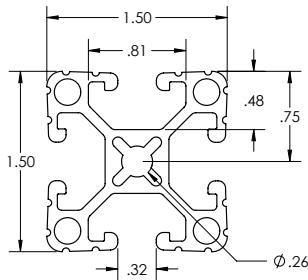
» For deflection equations see page 10

# Fractional Extrusions

# 15 SERIES

## TS15-15VL GR

Clear Anodized - 650081



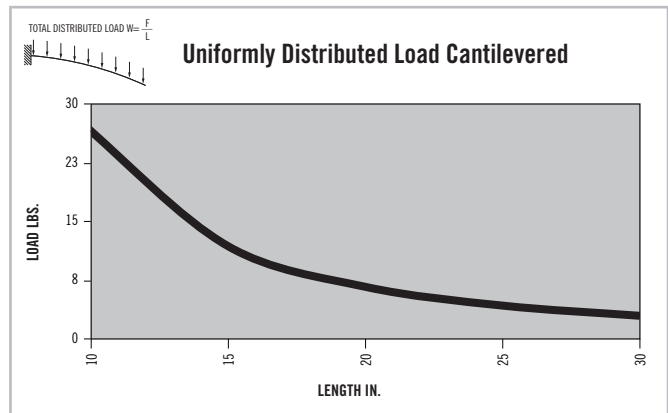
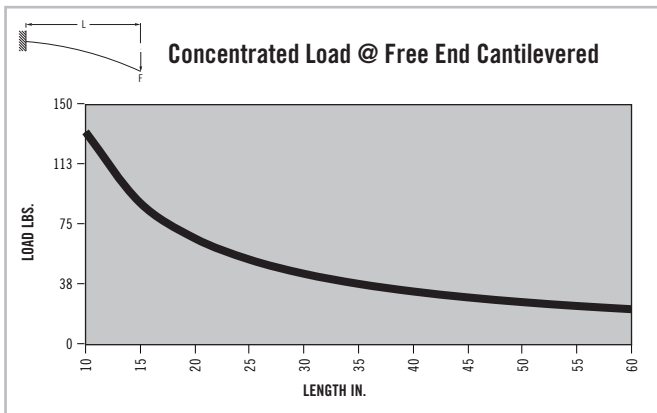
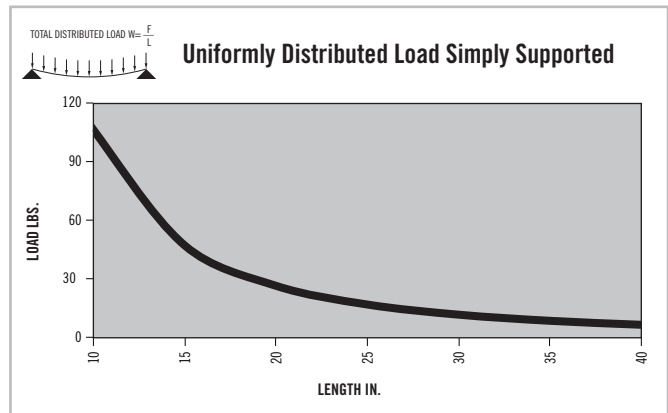
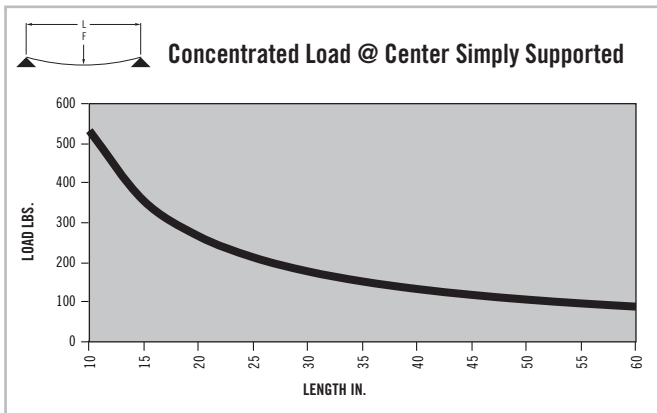
### SPECIFICATIONS

Length .....	240" (6 m)
Weight .....	0.898 lbs/ft (1.336 kg/m)
Estimated Area .....	0.771 in <sup>2</sup> (4.972 cm <sup>2</sup> )
Moment of Inertia .....	lx=0.172 in <sup>4</sup> (7.159 cm <sup>4</sup> )
	ly=0.172 in <sup>4</sup> (7.159 cm <sup>4</sup> )

### MACHINE SERVICES

CTL .....	660003
Single Access Hole .....	660028
Single Anchor Fastener .....	660020
Tap 5/16 -18 .....	660034
Tap M8 .....	660033
Tap 3/8 - 16 .....	660009

### BEAM SELECTION BY LOAD AND LENGTH



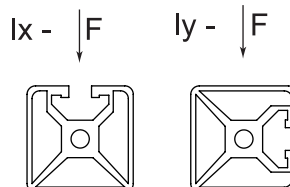
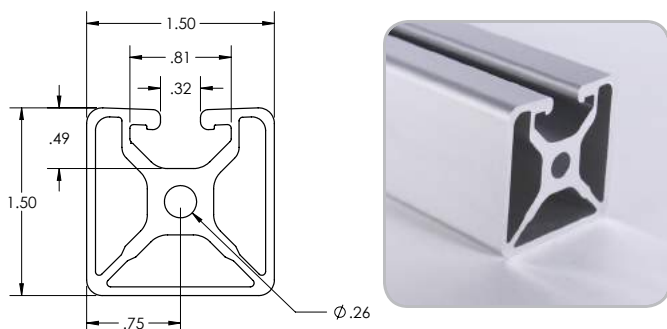
\* Charts based on allowable loads related to yield strength with a margin of safety equal to five.

» For deflection equations see page 10

# 15 SERIES

## TS15-15 MONOSLOT

Clear Anodized - 650014



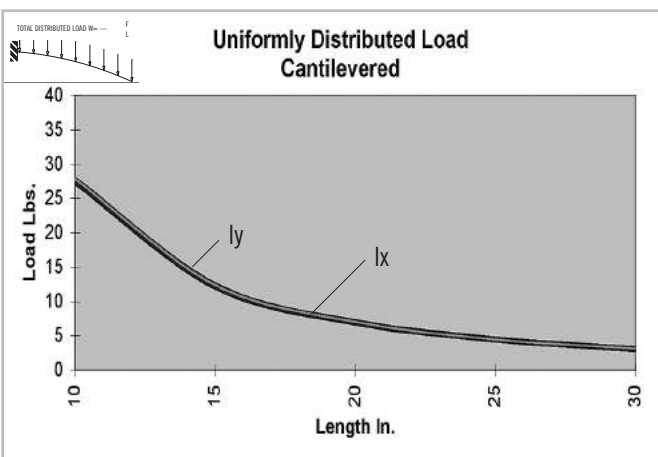
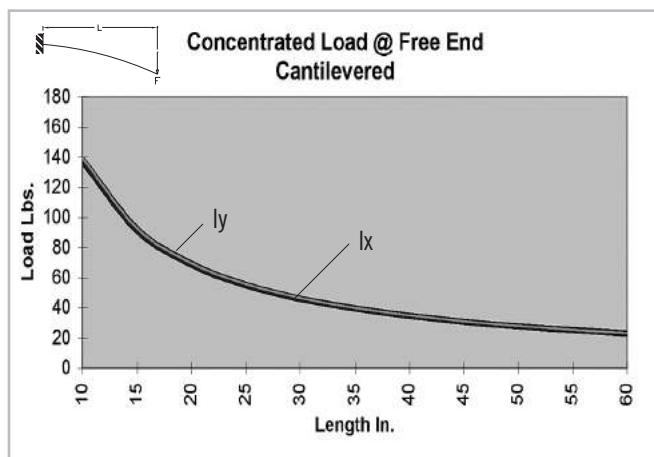
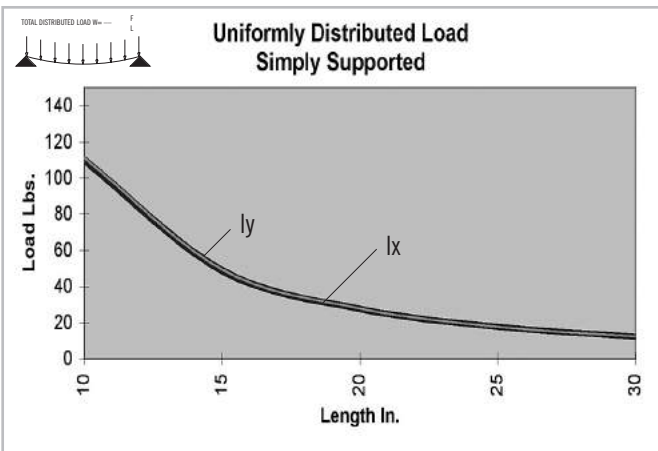
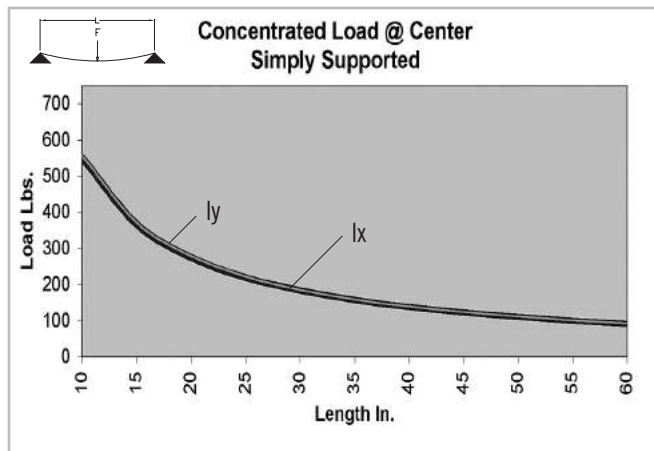
### SPECIFICATIONS

Length	.....	240" (6 m)
Weight	.....	1.014 lbs/ft (1.510 kg/m)
Estimated Area	.....	0.846 in <sup>2</sup> (5.456 cm <sup>2</sup> )
Moment of Inertia	.....	I <sub>x</sub> =.178 in <sup>4</sup> (7.408 cm <sup>4</sup> ) I <sub>y</sub> =.180 in <sup>4</sup> (7.492 cm <sup>4</sup> )

### MACHINE SERVICES

CTL	.....	660003
Single Access Hole	.....	660028
Single Anchor Fastener	.....	660020
Tap 5/16 -18	.....	660034
Tap M8	.....	660033
Tap 3/8 - 16	.....	660009

### BEAM SELECTION BY LOAD AND LENGTH



\* Charts based on allowable loads related to yield strength with a margin of safety equal to five.

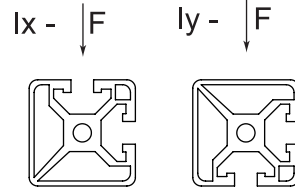
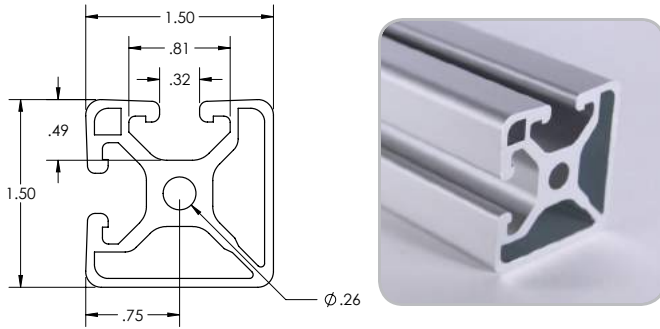
» For deflection equations see page 10

# Fractional Extrusions

# 15 SERIES

## TS15-15 BISLOT AD

Clear Anodized - 650015



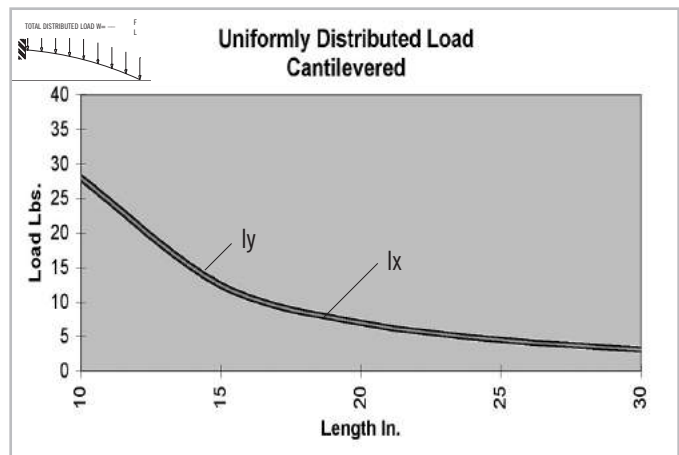
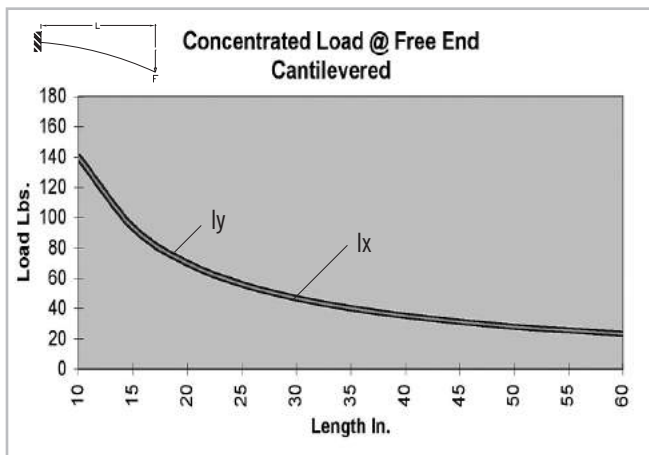
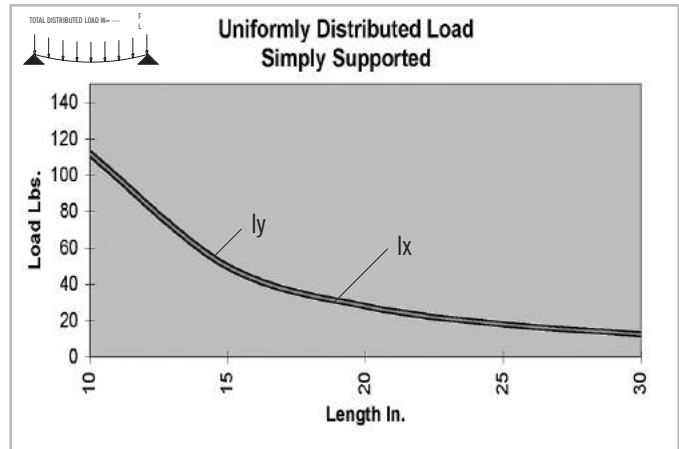
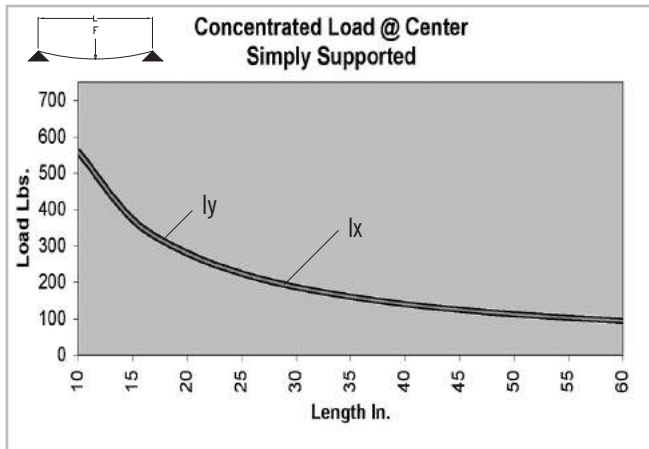
### SPECIFICATIONS

Length	.....	240" (6 m)
Weight	.....	1.036 lbs/ft (1.541 kg/m)
Estimated Area	.....	0.863 in <sup>2</sup> (5.566 cm <sup>2</sup> )
Moment of Inertia	.....	I <sub>x</sub> =.181 in <sup>4</sup> (7.533 cm <sup>4</sup> )
		I <sub>y</sub> =.181 in <sup>4</sup> (7.533 cm <sup>4</sup> )

### MACHINE SERVICES

CTL	.....	660003
Single Access Hole	.....	660028
Single Anchor Fastener	.....	660020
Tap 5/16 -18	.....	660034
Tap M8	.....	660033
Tap 3/8 - 16	.....	660009

### BEAM SELECTION BY LOAD AND LENGTH



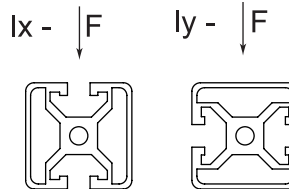
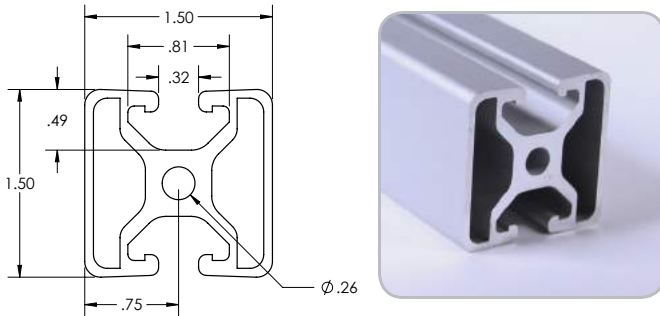
\* Charts based on allowable loads related to yield strength with a margin of safety equal to five.

» For deflection equations see page 10

# 15 SERIES

## TS15-15 BISLOT OPP

Clear Anodized - 650016



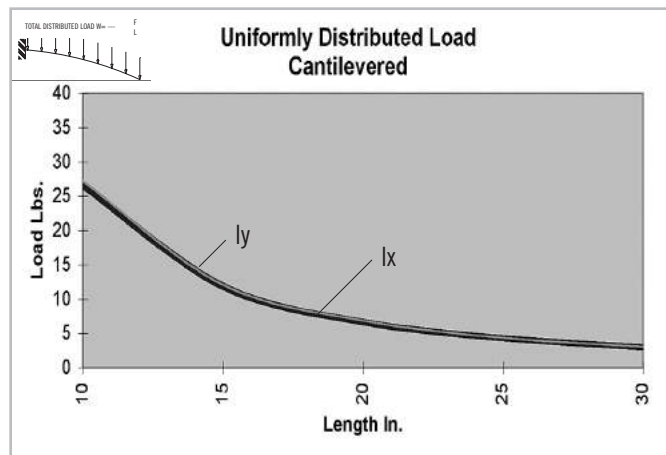
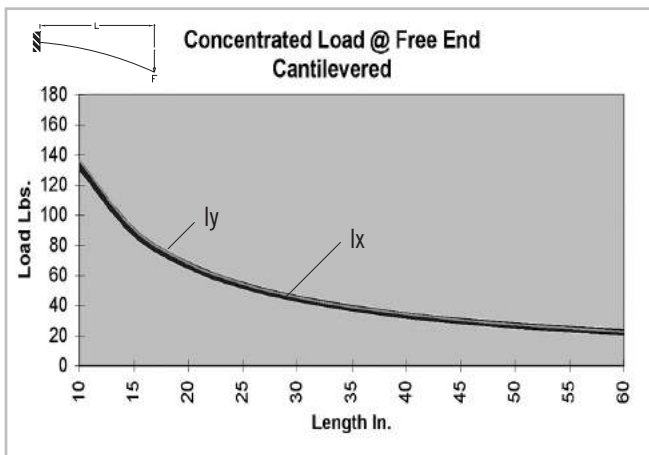
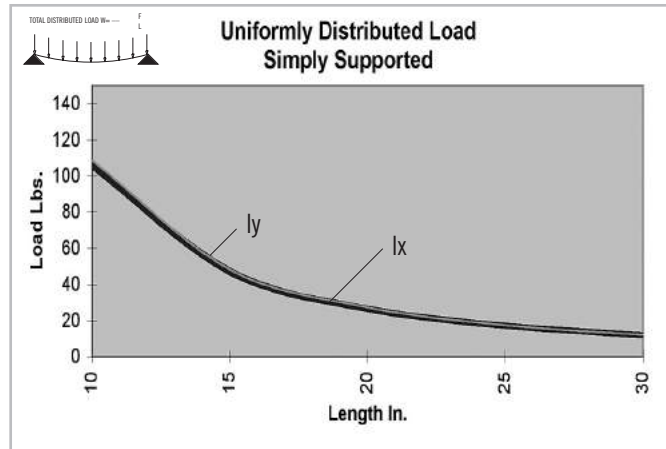
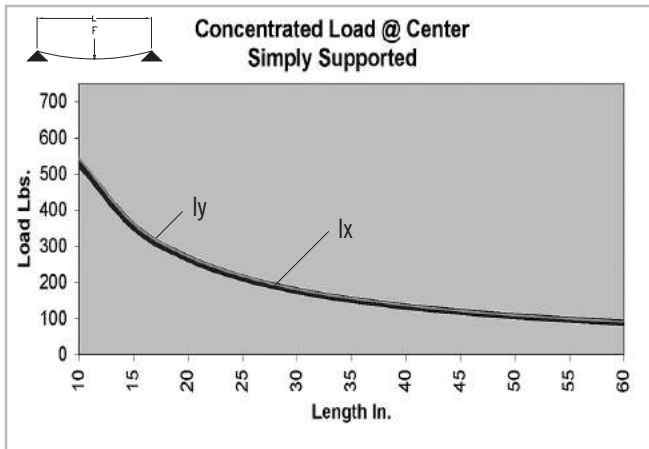
### SPECIFICATIONS

Length .....	240" (6 m)
Weight .....	1.008 lbs/ft (1.499 kg/m)
Estimated Area .....	0.840 in <sup>2</sup> (5.418 cm <sup>2</sup> )
Moment of Inertia .....	Ix=.172 in <sup>4</sup> (7.159 cm <sup>4</sup> )
	Iy=.176 in <sup>4</sup> (7.325 cm <sup>4</sup> )

### MACHINE SERVICES

CTL .....	660003
Single Access Hole .....	660028
Single Anchor Fastener .....	660020
Tap 5/16 - 18 .....	660034
Tap M8 .....	660033
Tap 3/8 - 16 .....	660009

### BEAM SELECTION BY LOAD AND LENGTH



\* Charts based on allowable loads related to yield strength with a margin of safety equal to five.

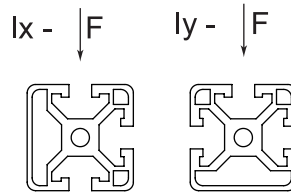
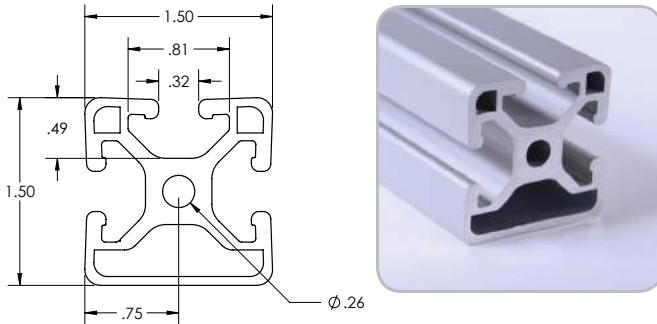
» For deflection equations see page 10

# Fractional Extrusions

# 15 SERIES

## TS15-15 TRISLOT

Clear Anodized - 650017



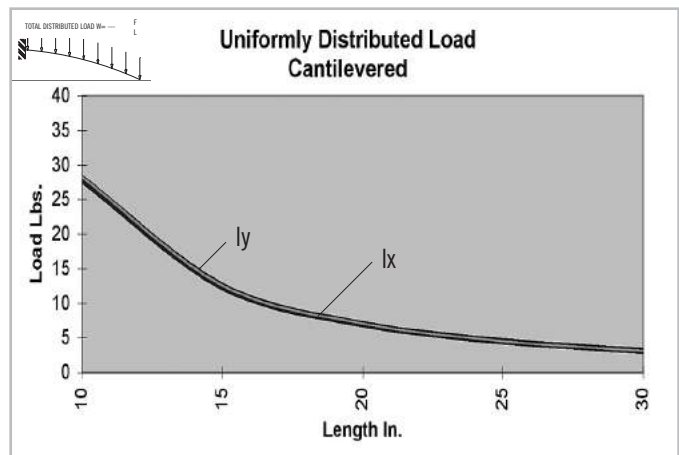
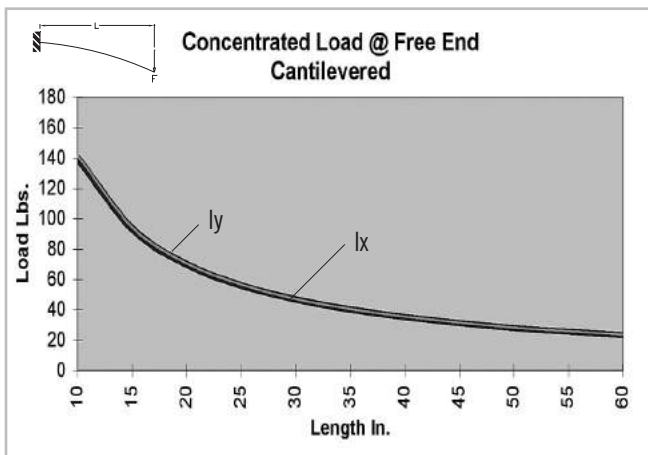
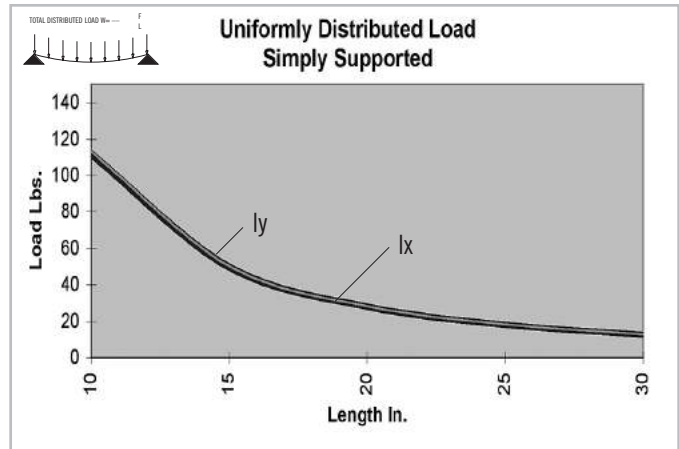
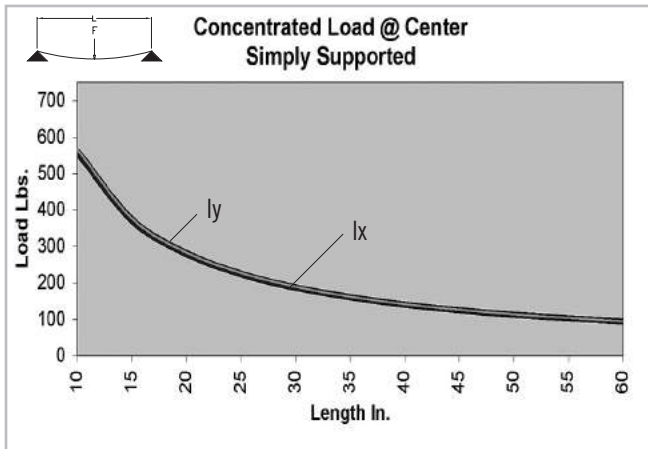
### SPECIFICATIONS

Length	.....	240" (6 m)
Weight	.....	1.050 lbs/ft (1.563 kg/m)
Estimated Area	.....	0.878 in <sup>2</sup> (5.663 cm <sup>2</sup> )
Moment of Inertia	.....	I <sub>x</sub> =.181 in <sup>4</sup> (7.533 cm <sup>4</sup> )
		I <sub>y</sub> =.183 in <sup>4</sup> (7.617 cm <sup>4</sup> )

### MACHINE SERVICES

CTL	.....	660003
Single Access Hole	.....	660028
Single Anchor Fastener	.....	660020
Tap 5/16 -18	.....	660034
Tap M8	.....	660033
Tap 3/8 - 16	.....	660009

### BEAM SELECTION BY LOAD AND LENGTH



\* Charts based on allowable loads related to yield strength with a margin of safety equal to five.

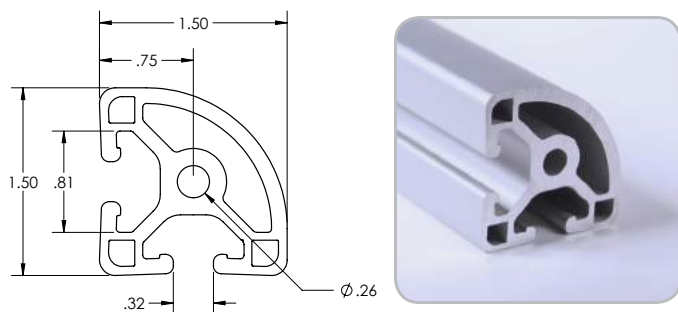
» For deflection equations see page 10



# 15 SERIES

## TS15-15QR

Item Number: **650041**



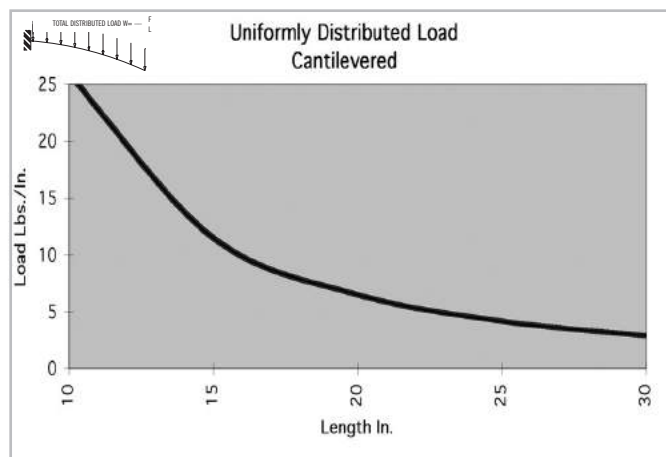
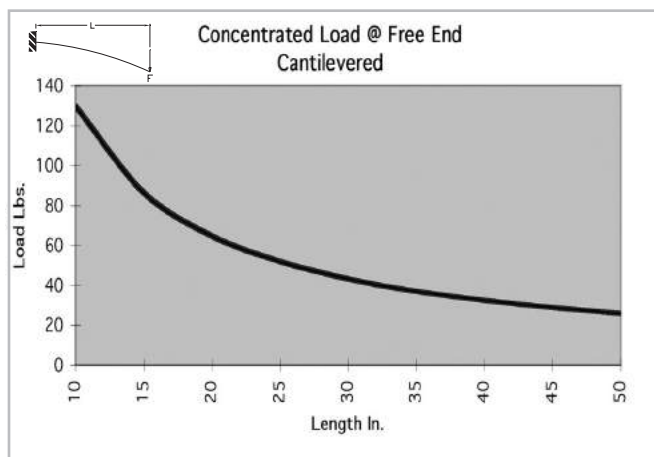
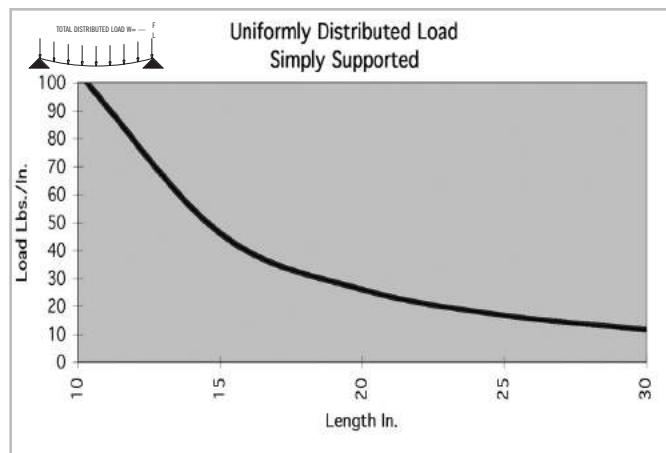
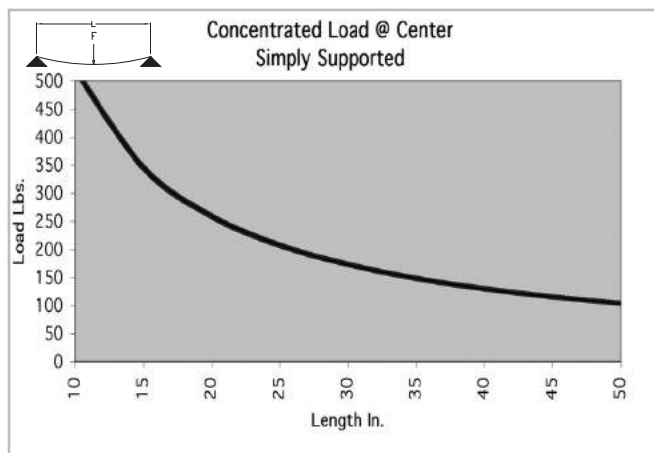
### SPECIFICATIONS

Length	.....	240" (6 m)
Weight	.....	1.045 lbs/ft (1.56 kg/m)
Estimated Area	.....	0.879 in <sup>2</sup> (5.67 cm <sup>2</sup> )
Moment of Inertia	.....	$I_x = .172 \text{ in}^4$ (7.16 cm <sup>4</sup> )
		$I_y = .172 \text{ in}^4$ (7.16 cm <sup>4</sup> )

### MACHINE SERVICES

CTL	.....	660003
Single Access Hole	.....	660028
Single Anchor Fastener	.....	660020
Tap 5/16 - 18	.....	660034
Tap M8	.....	660033
Tap 3/8 - 16	.....	660009

### BEAM SELECTION BY LOAD AND LENGTH



\* Charts based on allowable loads related to yield strength with a margin of safety equal to five.

» For deflection equations see page 10

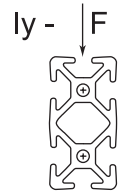
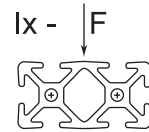


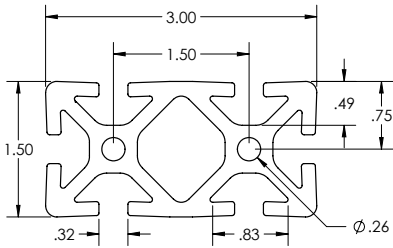
# Fractional Extrusions

# 15 SERIES

## TS15-30

Clear Anodized - **650008**

Black Anodized - **650108**



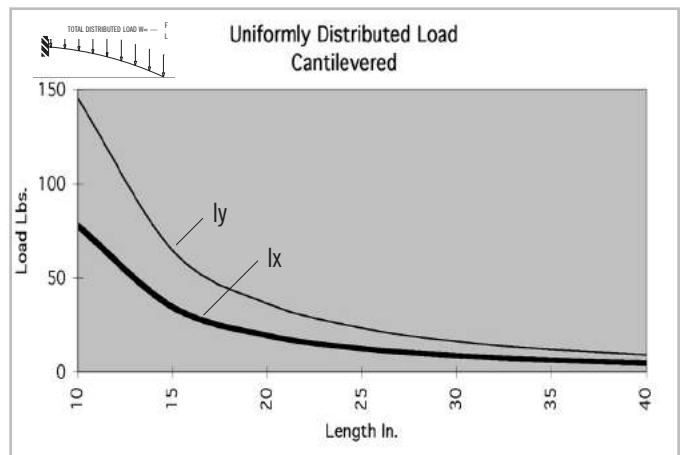
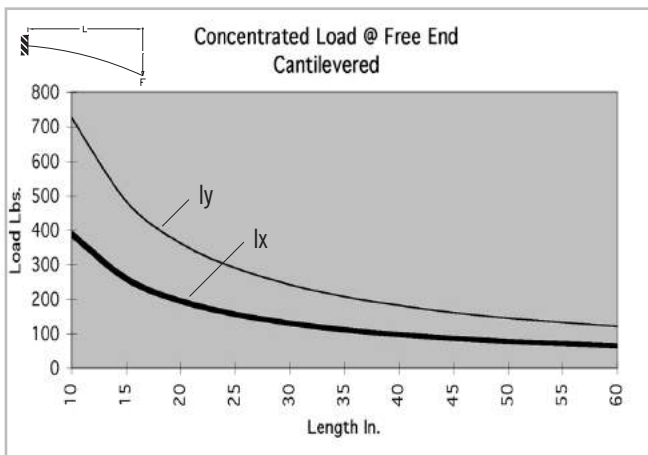
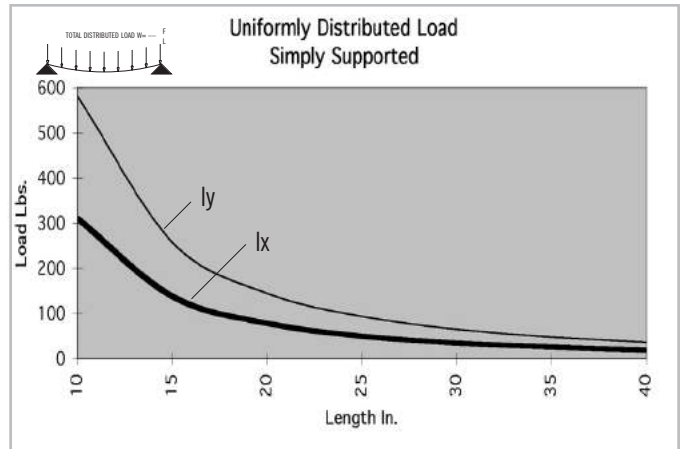
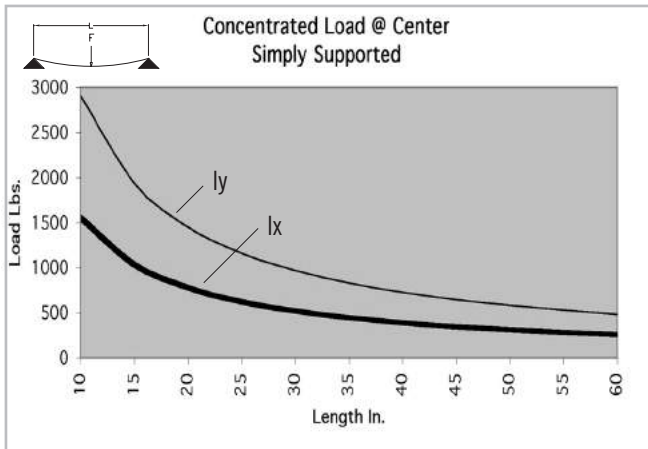
### SPECIFICATIONS

Length .....	240" (6 m)
Weight .....	2.507 lbs/ft (3.731 kg/m)
Estimated Area .....	2.155 in <sup>2</sup> (13.903 cm <sup>2</sup> )
Moment of Inertia .....	$I_x = .502 \text{ in}^4$ (20.895 cm <sup>4</sup> )
	$I_y = 1.877 \text{ in}^4$ (78.127 cm <sup>4</sup> )

### MACHINE SERVICES

CTL .....	660006
Single Access Hole .....	660028
Single Anchor Fastener .....	660020
Tap 5/16 -18 .....	660024
Tap M8 .....	660027

### BEAM SELECTION BY LOAD AND LENGTH



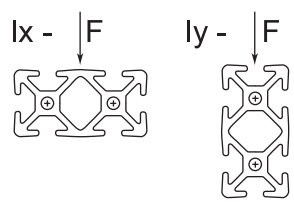
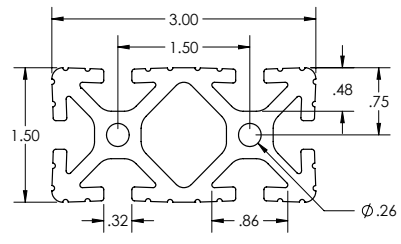
\* Charts based on allowable loads related to yield strength with a margin of safety equal to five.

» For deflection equations see page 10

# 15 SERIES

## TS15-30 GR

Clear Anodized - 650082



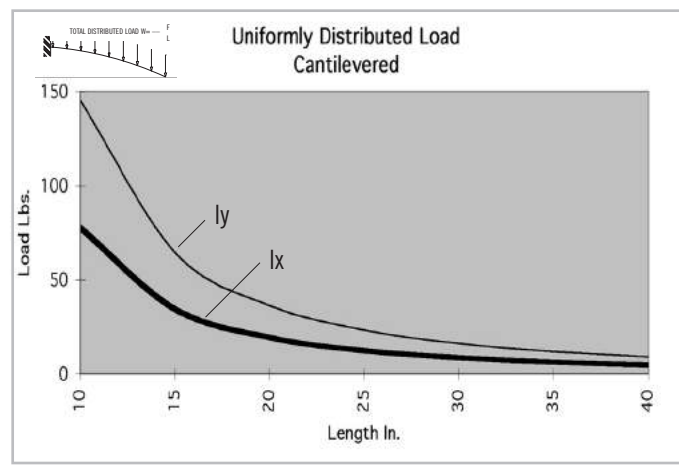
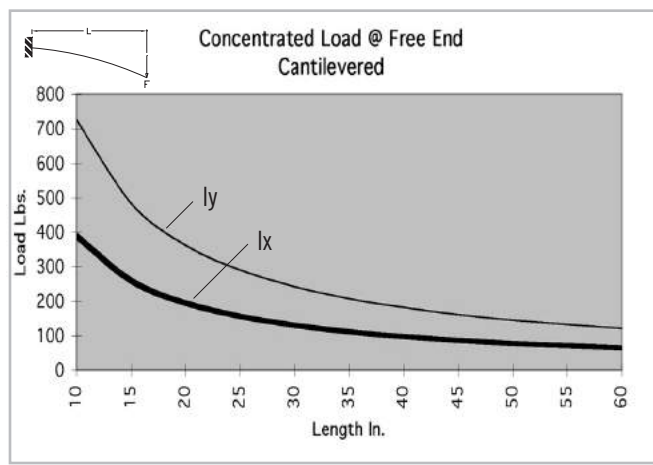
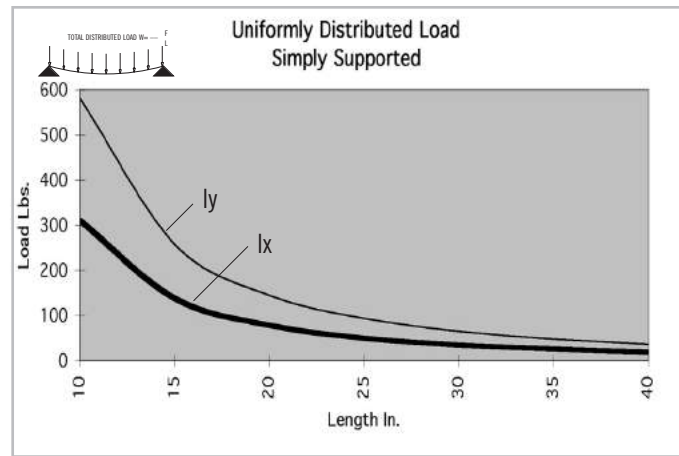
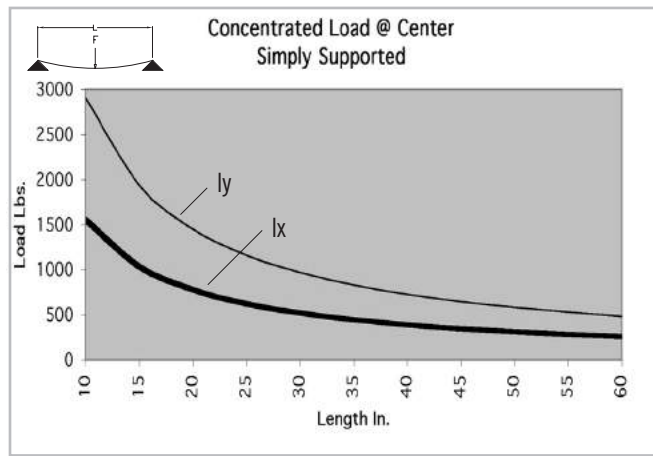
### SPECIFICATIONS

Length	240" (6 m)
Weight	2.466 lbs/ft (3.670 kg/m)
Estimated Area	2.155 in <sup>2</sup> (13.903 cm <sup>2</sup> )
Moment of Inertia	$I_x = .502 \text{ in}^4$ (20.895 cm <sup>4</sup> ) $I_y = 1.877 \text{ in}^4$ (78.127 cm <sup>4</sup> )

### MACHINE SERVICES

CTL	660006
Single Access Hole	660028
Single Anchor Fastener	660020
Tap 5/16 - 18	660024
Tap M8	660027

### BEAM SELECTION BY LOAD AND LENGTH



\* Charts based on allowable loads related to yield strength with a margin of safety equal to five.

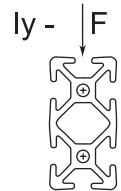
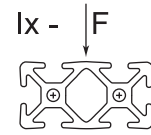
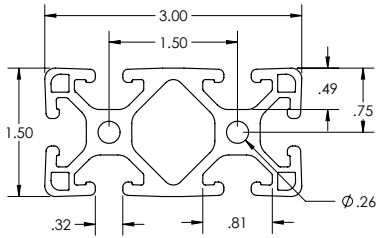
» For deflection equations see page 10

# Fractional Extrusions

## TS15-30L

Clear Anodized - **650009**

Black Anodized - **650109**



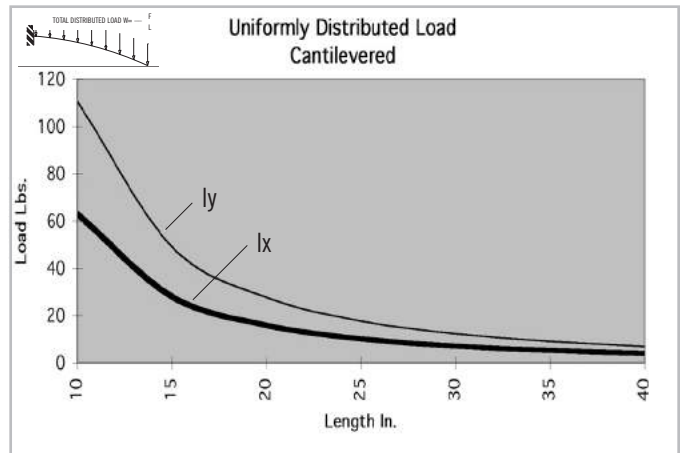
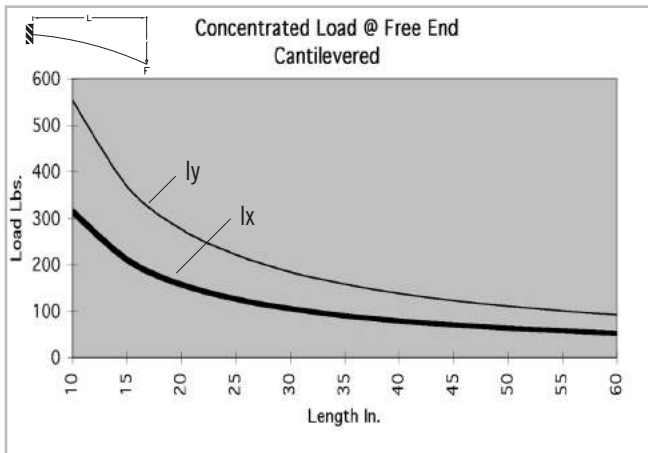
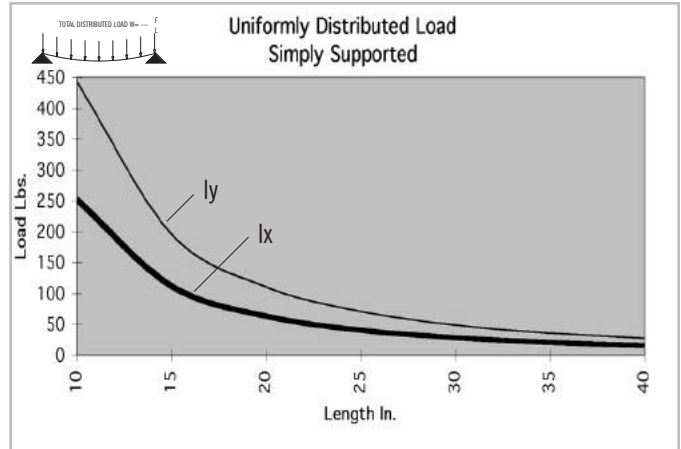
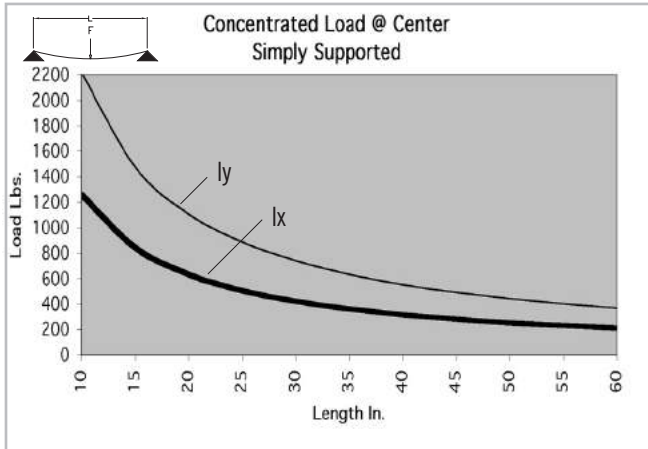
### SPECIFICATIONS

Length	240" (6 m)
Weight	2.092 lbs/ft (3.113 kg/m)
Estimated Area	1.766 in <sup>2</sup> (11.394 cm <sup>2</sup> )
Moment of Inertia	$I_x = .408 \text{ in}^4$ (16.982 cm <sup>4</sup> )
	$I_y = 1.431 \text{ in}^4$ (59.563 cm <sup>4</sup> )

### MACHINE SERVICES

CTL	660006
Single Access Hole	660028
Single Anchor Fastener	660020
Tap 5/16 -18	660024
Tap M8	660027

### BEAM SELECTION BY LOAD AND LENGTH



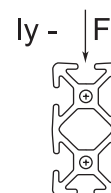
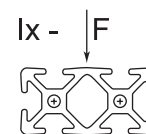
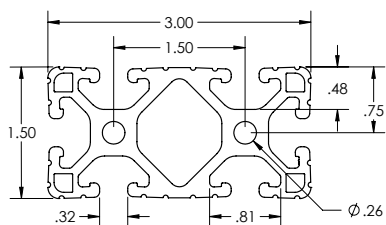
\* Charts based on allowable loads related to yield strength with a margin of safety equal to five.

» For deflection equations see page 10

## TS15-30L GR

Clear Anodized - **650047**

Black Anodized - **650147**



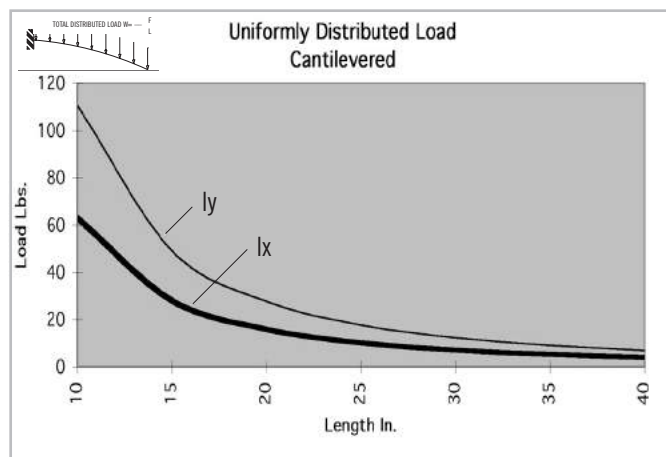
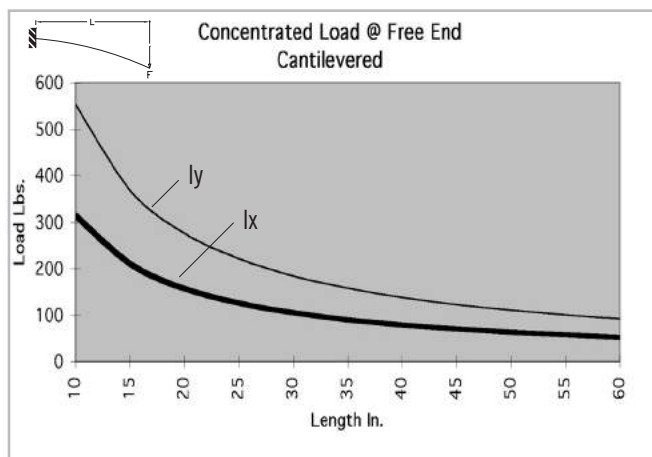
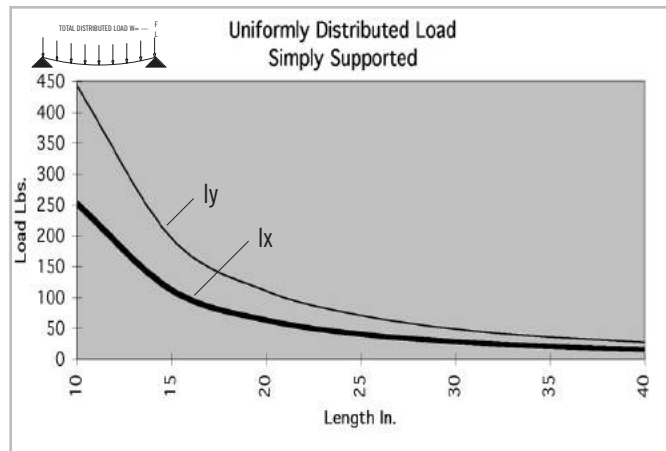
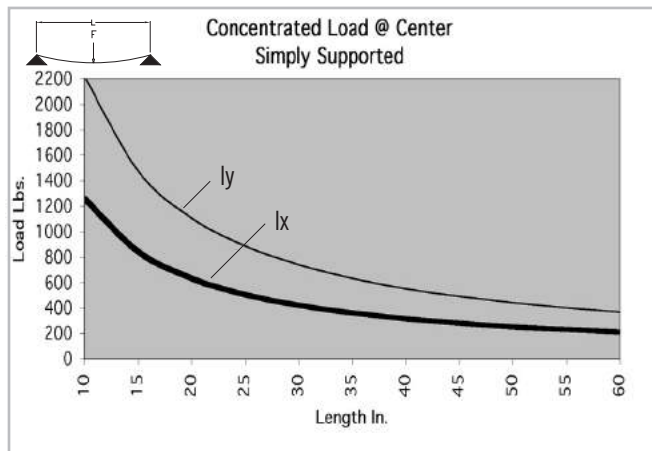
### SPECIFICATIONS

Length	.....	240" (6 m)
Weight	.....	2.042 lbs/ft (3.039 kg/m)
Estimated Area	.....	1.766 in <sup>2</sup> (11.394 cm <sup>2</sup> )
Moment of Inertia	.....	$I_x = .408 \text{ in}^4$ (16.982 cm <sup>4</sup> )
	.....	$I_y = 1.431 \text{ in}^4$ (59.563 cm <sup>4</sup> )

### MACHINE SERVICES

CTL	.....	660006
Single Access Hole	.....	660028
Single Anchor Fastener	.....	660020
Tap 5/16 -18	.....	660024
Tap M8	.....	660027

### BEAM SELECTION BY LOAD AND LENGTH



\* Charts based on allowable loads related to yield strength with a margin of safety equal to five.

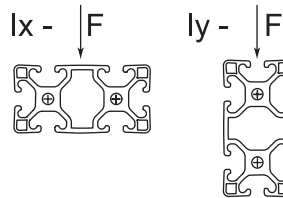
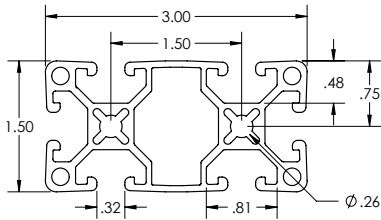
» For deflection equations see page 10

# Fractional Extrusions

# 15 SERIES

## TS15-30VL

Clear Anodized - 650020



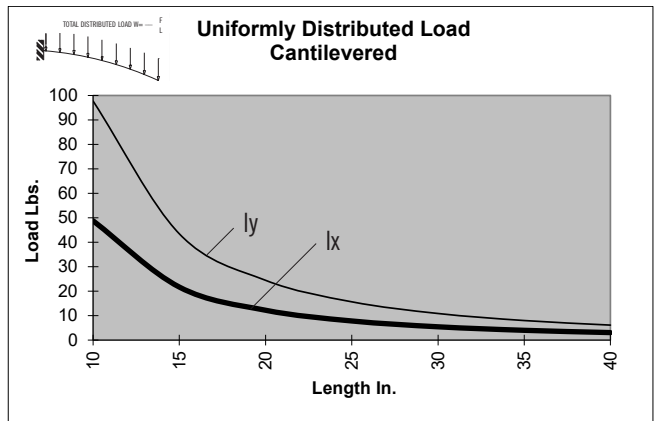
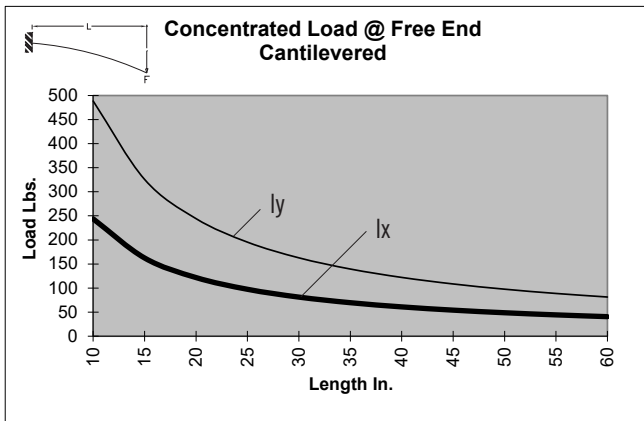
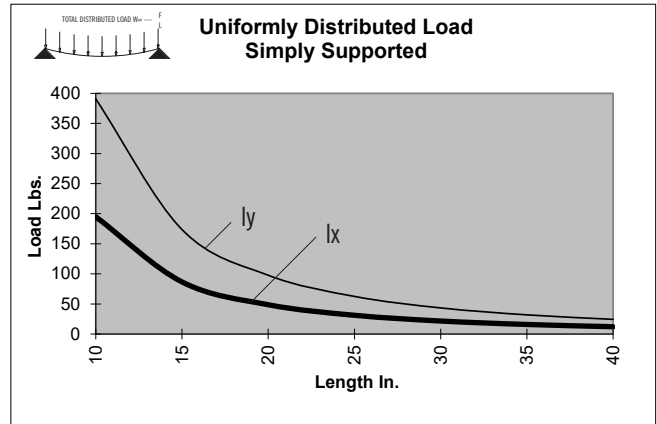
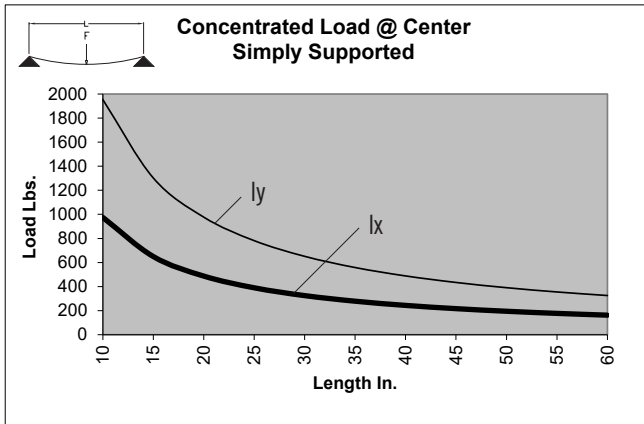
### SPECIFICATIONS

Length	.....	240" (6 m)
Weight	.....	1.567 lbs/ft (2.333 kg/m)
Estimated Area	.....	1.339 in <sup>2</sup> (8.639 cm <sup>2</sup> )
Moment of Inertia	.....	I <sub>x</sub> =.315 in <sup>4</sup> (13.097 cm <sup>4</sup> ) I <sub>y</sub> =1.263 in <sup>4</sup> (52.550 cm <sup>4</sup> )

### MACHINE SERVICES

CTL	.....	660006
Single Access Hole	.....	660028
Single Anchor Fastener	.....	660020
Tap 5/16 -18	.....	660010
Tap M8	.....	660011

### BEAM SELECTION BY LOAD AND LENGTH

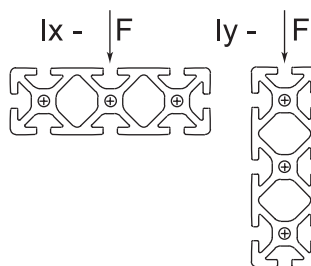

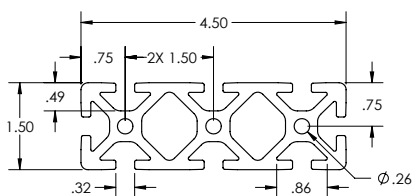


\* Charts based on allowable loads related to yield strength with a margin of safety equal to five.

» For deflection equations see page 10

**TS15-45**

Clear Anodized - 650010



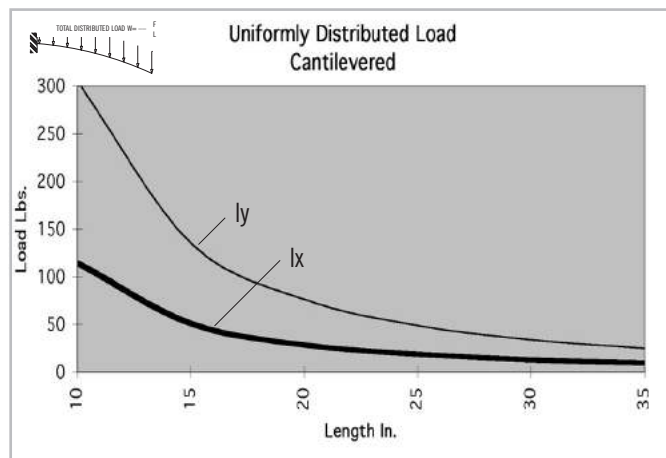
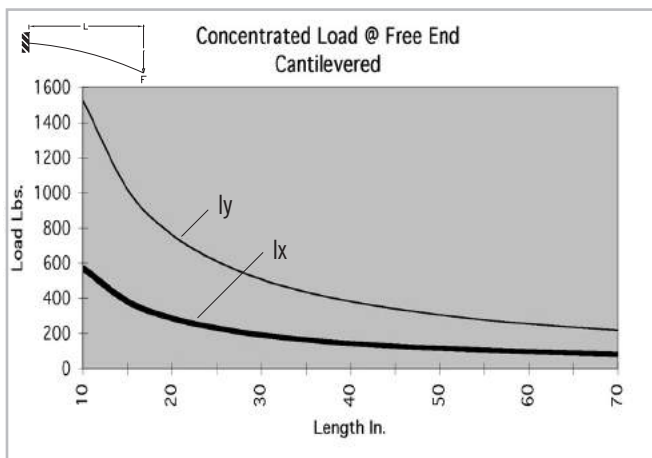
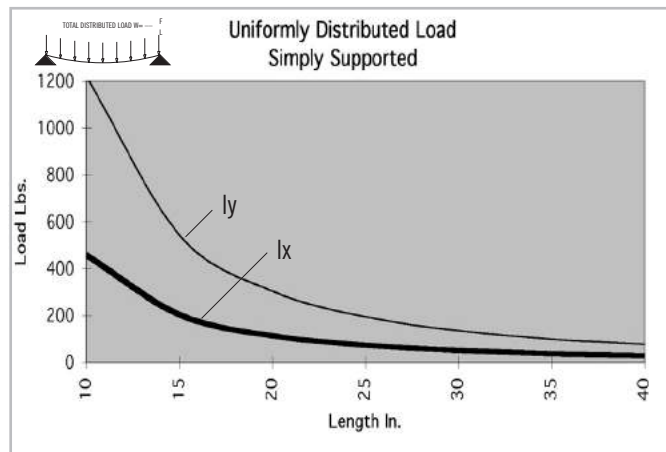
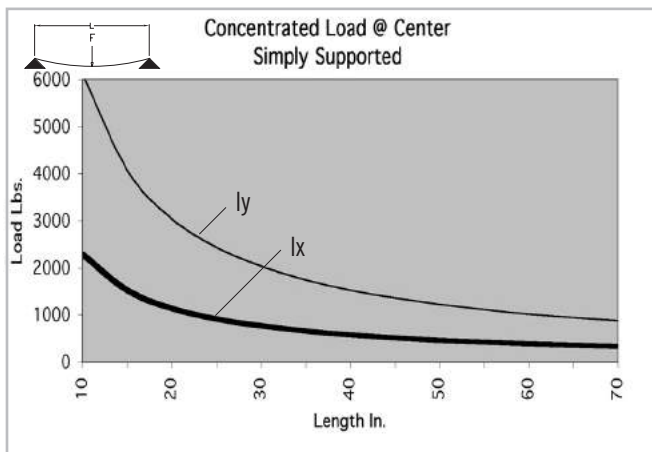
**SPECIFICATIONS**

Length .....	240" (6 m)
Weight .....	3.684 lbs/ft (5.482 kg/m)
Estimated Area .....	3.113 in <sup>2</sup> (20.084 cm <sup>2</sup> )
Moment of Inertia .....	I <sub>x</sub> =.739 in <sup>4</sup> (30.760 cm <sup>4</sup> )
	I <sub>y</sub> =5.913 in <sup>4</sup> (246.118 cm <sup>4</sup> )

**MACHINE SERVICES**

CTL .....	660007
Single Access Hole .....	660028
Single Anchor Fastener .....	660020
Tap 5/16 -18 .....	660010
Tap M8 .....	660011

**BEAM SELECTION BY LOAD AND LENGTH**



\* Charts based on allowable loads related to yield strength with a margin of safety equal to five.



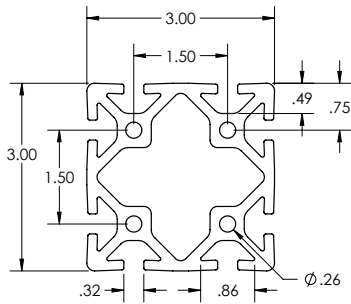
» For deflection equations see page 10

# Fractional Extrusions

# 15 SERIES

## TS30-30

Clear Anodized - **650012**  
 Black Anodized - **650112**



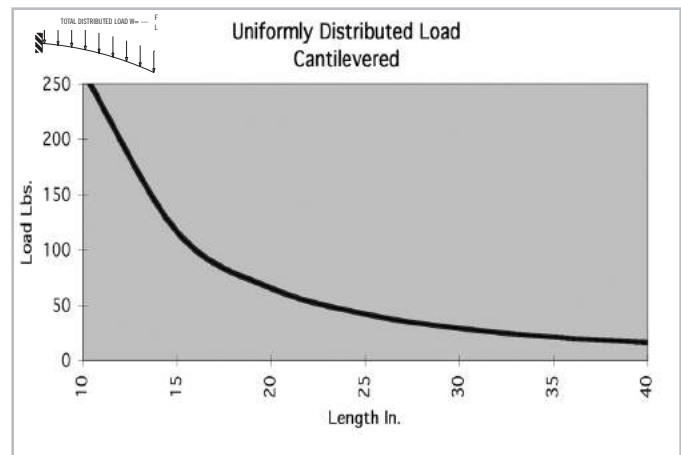
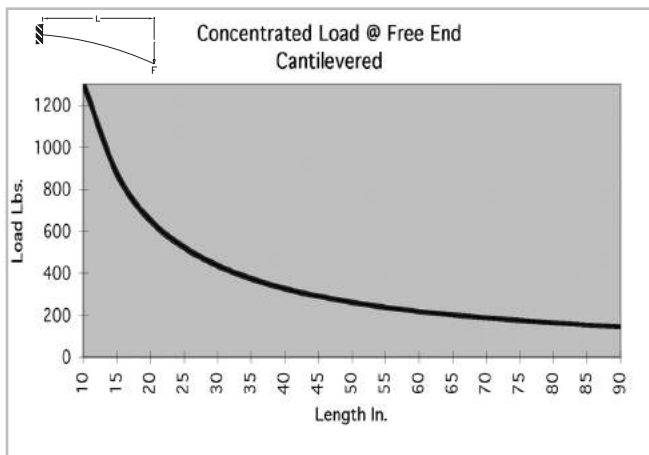
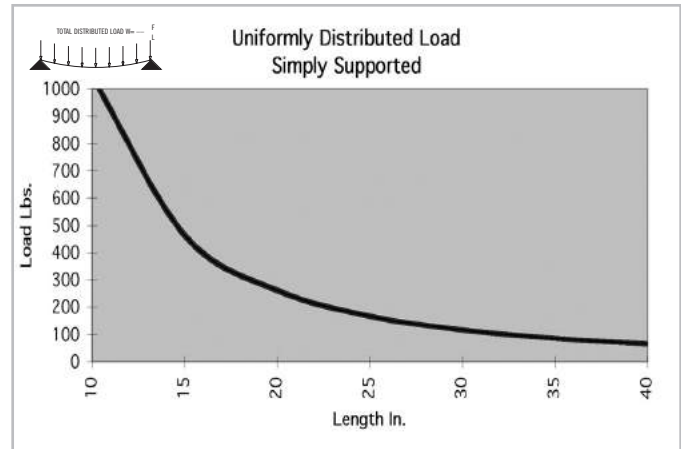
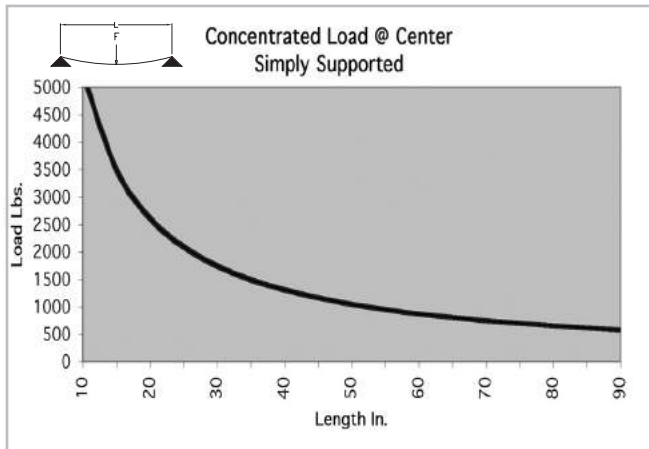
### SPECIFICATIONS

Length	240" (6 m)
Weight	3.944 lbs/ft (5.869 kg/m)
Estimated Area	3.356 in <sup>2</sup> (21.652 cm <sup>2</sup> )
Moment of Inertia	I <sub>x</sub> =3.379 in <sup>4</sup> (140.645 cm <sup>4</sup> ) I <sub>y</sub> =3.379 in <sup>4</sup> (140.645 cm <sup>4</sup> )

### MACHINE SERVICES

CTL	660013
Single Access Hole	660028
Single Anchor Fastener	660020
Tap 5/16 -18	660031
Tap M8	660032

### BEAM SELECTION BY LOAD AND LENGTH



\* Charts based on allowable loads related to yield strength with a margin of safety equal to five.

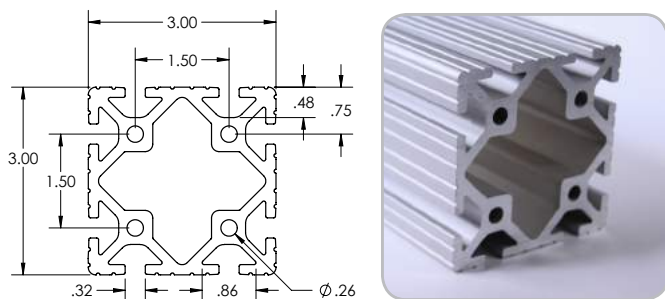
» For deflection equations see page 10



# 15 SERIES

## TS30-30 GR

Clear Anodized - 650083



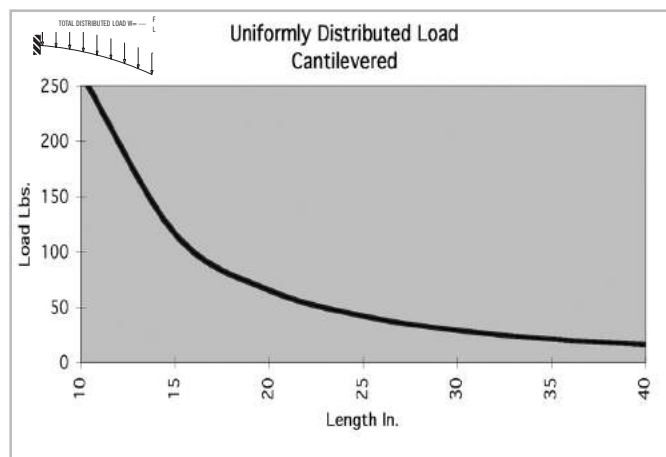
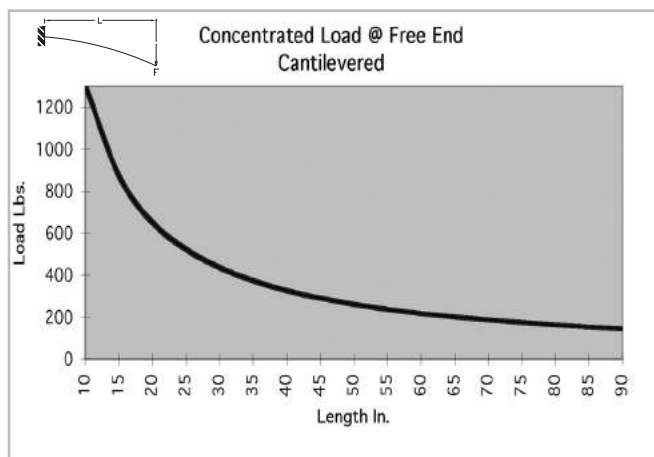
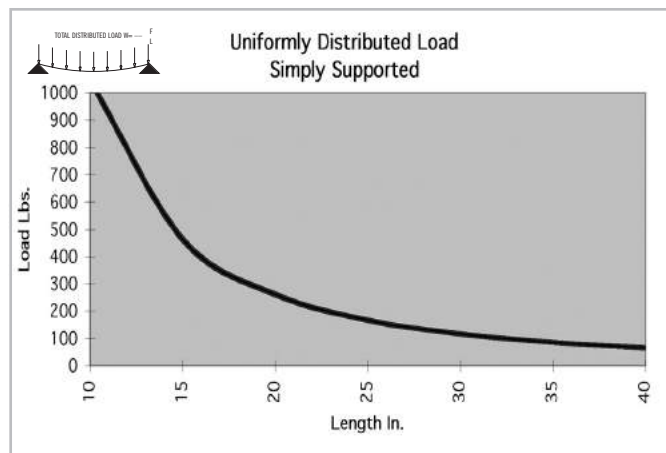
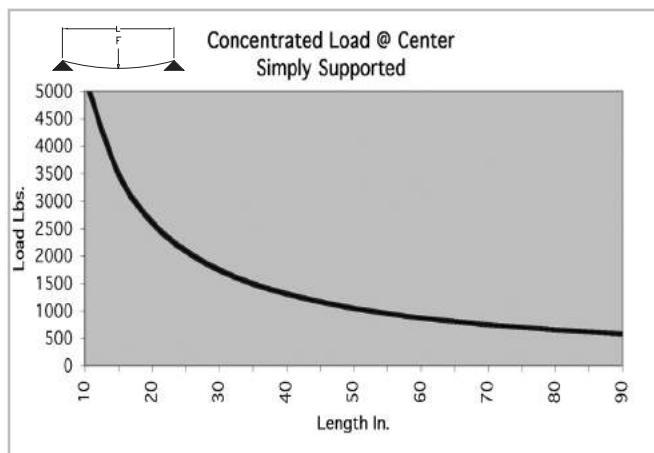
### SPECIFICATIONS

Length .....	240" (6 m)
Weight .....	3.918 lbs/ft (5.831 kg/m)
Estimated Area .....	3.356 in <sup>2</sup> (21.652 cm <sup>2</sup> )
Moment of Inertia .....	I <sub>x</sub> =3.379 in <sup>4</sup> (140.645 cm <sup>4</sup> ) I <sub>y</sub> =3.379 in <sup>4</sup> (140.645 cm <sup>4</sup> )

### MACHINE SERVICES

CTL .....	660013
Single Access Hole .....	660028
Single Anchor Fastener .....	660020
Tap 5/16 -18 .....	660031
Tap M8 .....	660032

### BEAM SELECTION BY LOAD AND LENGTH





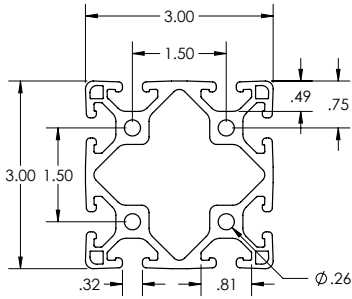
\* Charts based on allowable loads related to yield strength with a margin of safety equal to five.

» For deflection equations see page 10

# Fractional Extrusions

## TS30-30L

Clear Anodized - **650013**  
 Black Anodized - **650113**



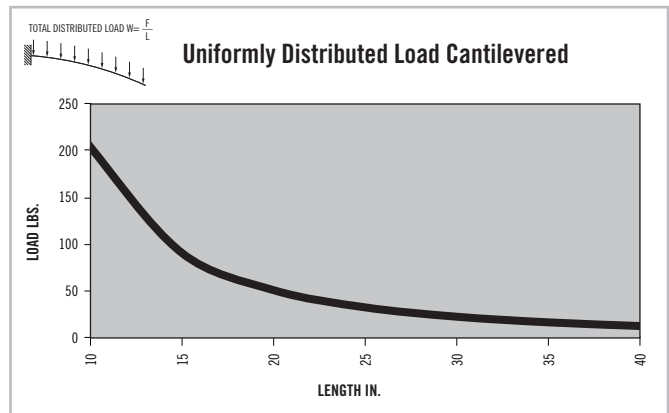
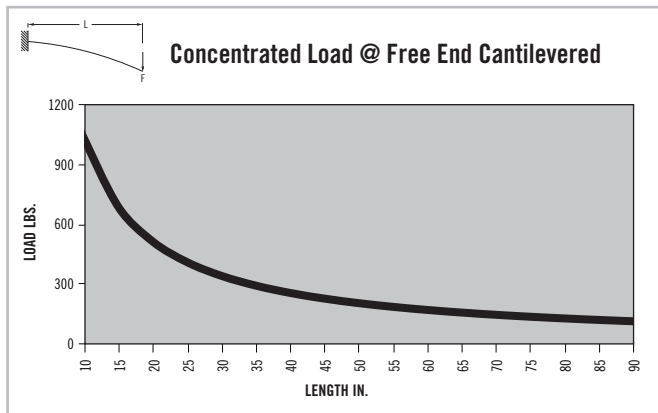
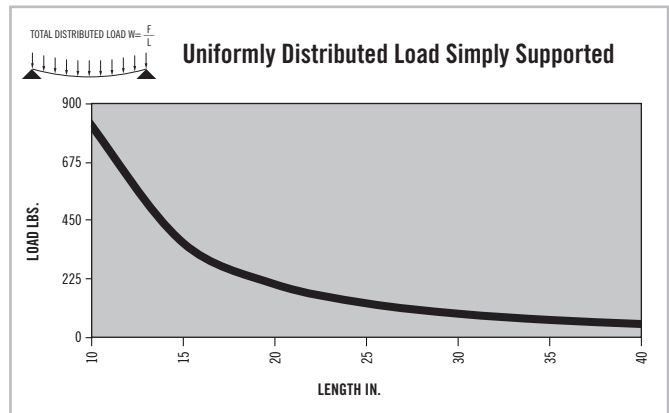
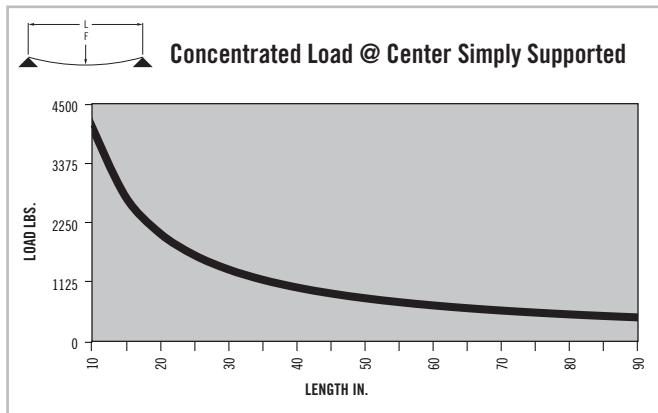
### SPECIFICATIONS

Length	.....	240" (6 m)
Weight	.....	3.296 lbs/ft (4.905 kg/m)
Estimated Area	.....	2.728 in <sup>2</sup> (17.598 cm <sup>2</sup> )
Moment of Inertia	.....	I <sub>x</sub> =2.639 in <sup>4</sup> (109.863 cm <sup>4</sup> ) I <sub>y</sub> =2.639 in <sup>4</sup> (109.863 cm <sup>4</sup> )

### MACHINE SERVICES

CTL	.....	660013
Single Access Hole	.....	660028
Single Anchor Fastener	.....	660020
Tap 5/16 -18	.....	660031
Tap M8	.....	660032

### BEAM SELECTION BY LOAD AND LENGTH





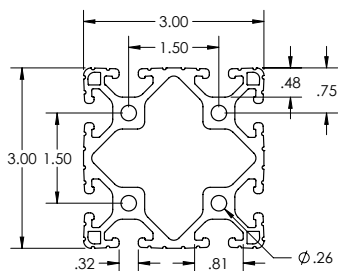
\* Charts based on allowable loads related to yield strength with a margin of safety equal to five.

» For deflection equations see page 10

# 15 SERIES

## TS30-30LGR

Clear Anodized - **650084**  
 Black Anodized - **650184**



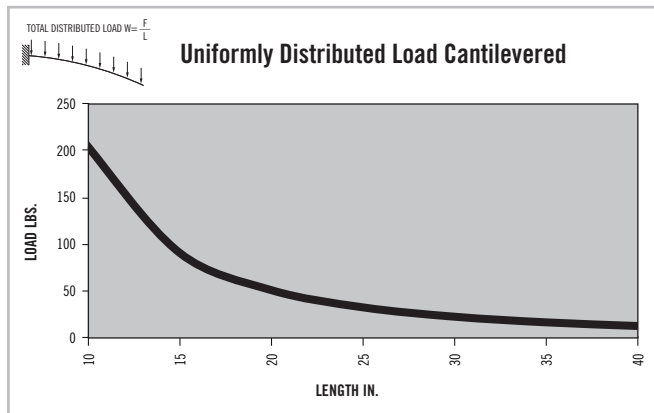
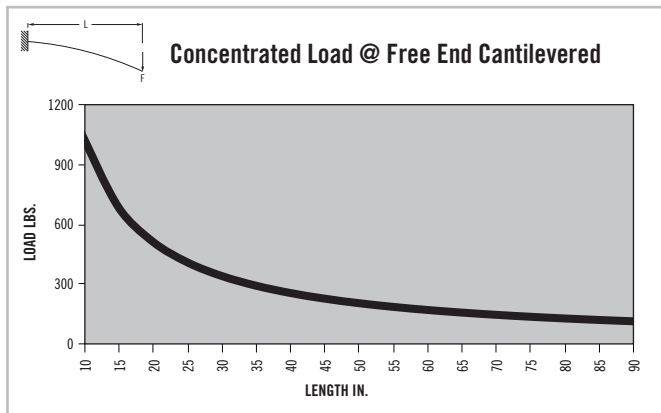
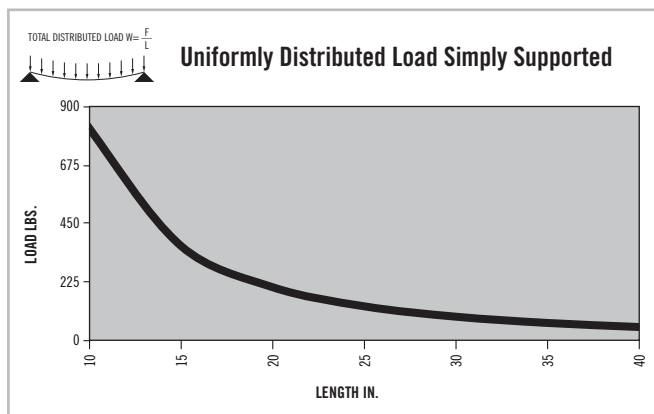
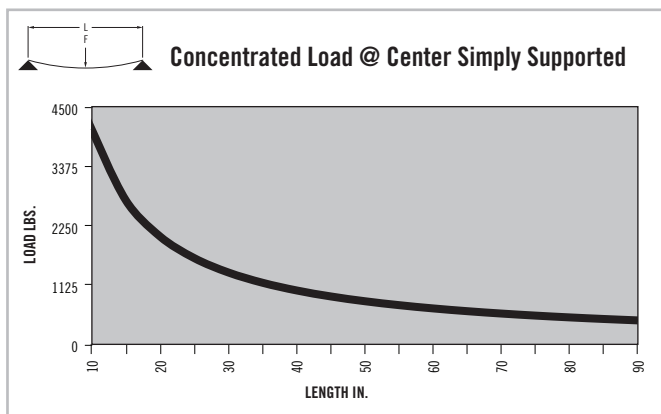
### SPECIFICATIONS

Length	.....	240" (6 m)
Weight	.....	3.296 lbs/ft (4.905 kg/m)
Estimated Area	.....	2.728 in <sup>2</sup> (17.598 cm <sup>2</sup> )
Moment of Inertia	.....	$I_x=2.639 \text{ in}^4$ (109.863 cm <sup>4</sup> ) $I_y=2.639 \text{ in}^4$ (109.863 cm <sup>4</sup> )

### MACHINE SERVICES

CTL	.....	660013
Single Access Hole	.....	660028
Single Anchor Fastener	.....	660020
Tap 5/16 -18	.....	660031
Tap M8	.....	660032

### BEAM SELECTION BY LOAD AND LENGTH



\* Charts based on allowable loads related to yield strength with a margin of safety equal to five.

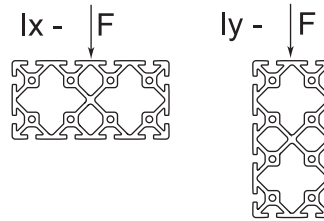

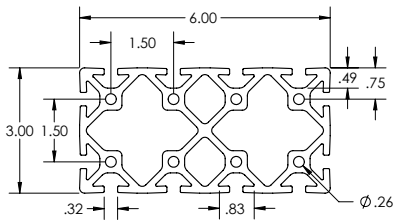
» For deflection equations see page 10

# Fractional Extrusions

# 15 SERIES

## TS30-60

Clear Anodized - 650042



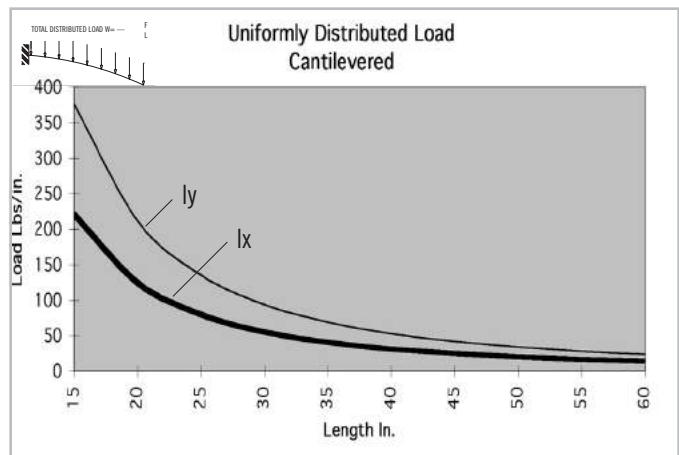
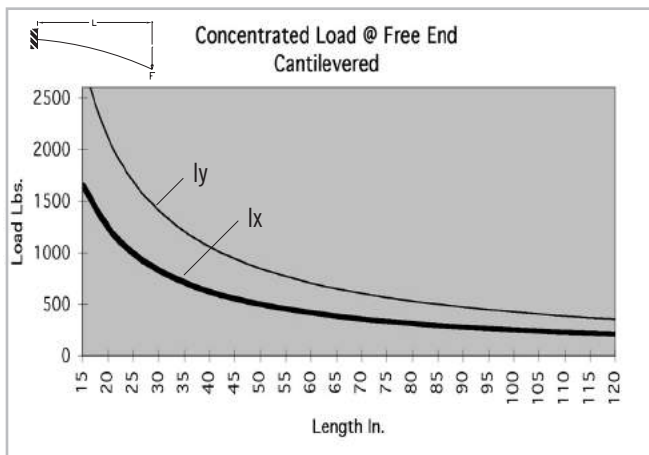
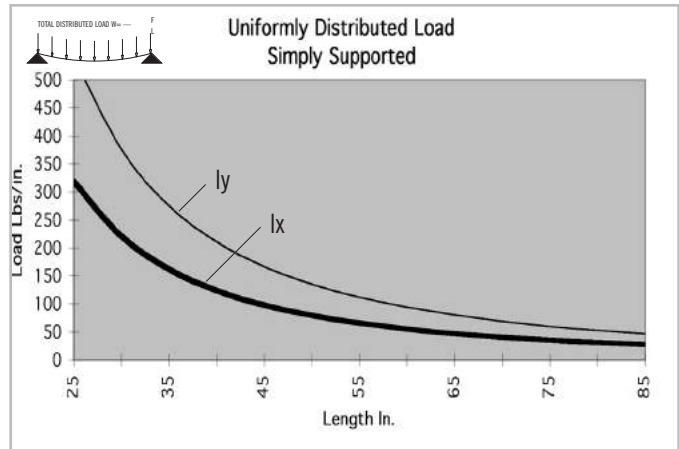
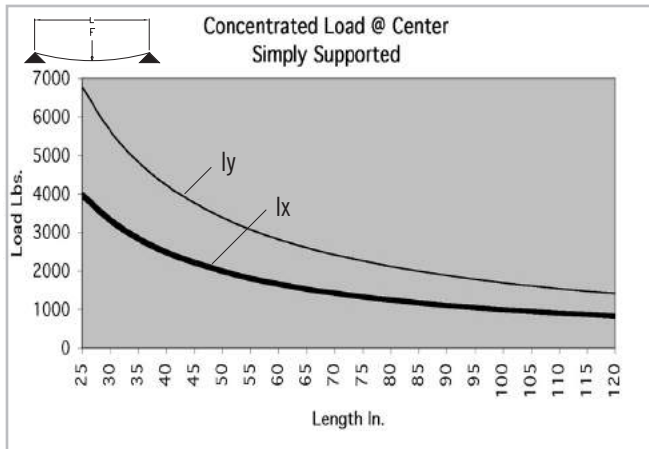
### SPECIFICATIONS

Length	.....	240" (6 m)
Weight	.....	7.198 lbs/ft (10.712 kg/m)
Estimated Area	.....	6.219 in <sup>2</sup> (40.123 cm <sup>2</sup> )
Moment of Inertia	.....	$I_x=6.4300 \text{ in}^4$ (267.637 cm <sup>4</sup> )
	.....	$I_y=21.8559 \text{ in}^4$ (909.711 cm <sup>4</sup> )

### MACHINE SERVICES

CTL	.....	660008
Single Access Hole	.....	660028
Single Anchor Fastener	.....	660020

### BEAM SELECTION BY LOAD AND LENGTH



\* Charts based on allowable loads related to yield strength with a margin of safety equal to five.

» For deflection equations see page 10



# CONTENT

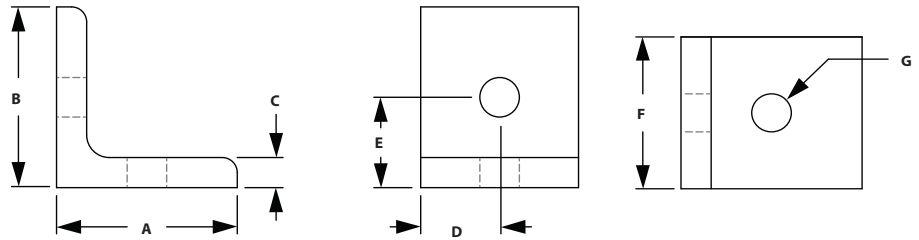
## 03 TSLOTS Brackets

Corner Brackets & Gussets .....	56-68
Joining Strips & Plates .....	69-75
Tee Joining Plates .....	76-78
Cross Plates .....	79-80
Angle Joining Plates .....	81-87
Transition Brackets & Strips .....	88-92

## 03 BRACKETS FRACTIONAL

# Fractional Brackets

## 2 HOLE INSIDE CORNER BRACKET

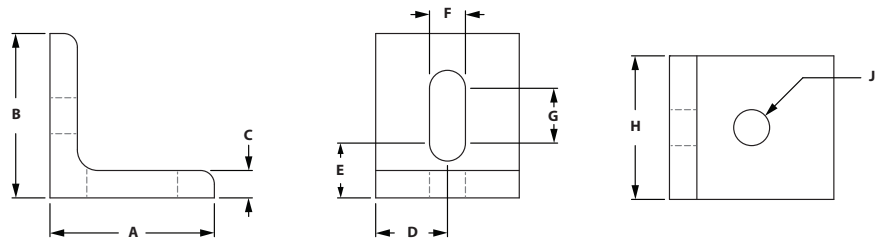


ITEM#	SERIES	A	B	C	D	E	F	G
653047	10	1.000"	1.000"	.125"	.500"	.500"	1.000"	.257"
653056	10	1.000"	1.000"	.188"	.500"	.500"	.875"	.257"
653136	15	1.500"	1.500"	.250"	.750"	.750"	1.300"	.328"

### RECOMMENDED FASTENERS

ITEM#	BRACKET	QTY	BOLT	TNUT
651166	653047	2	1/4-20 x 3/8" FBHSCS	Economy
651171	653056	2	1/4-20 x 1/2" BHSCS	Economy
651129	653136	2	5/16-18 x 11/16" FBHSCS	Economy

## 2 HOLE SLOTTED CORNER BRACKET



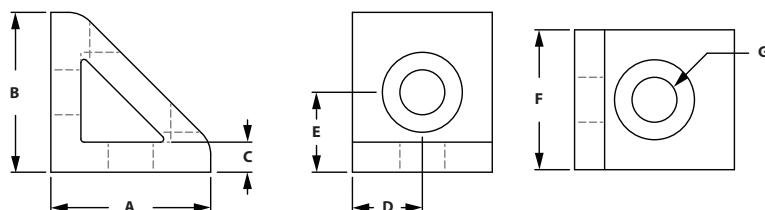
ITEM#	SERIES	A	B	C	D	E	F	G	H	J
653126	10	1.000"	1.000"	.188"	.438"	.500"	.281"	.188"	.875"	.281"
653133	15	1.500"	1.500"	.250"	.655"	.500"	.328"	.500"	1.310"	.328"

### RECOMMENDED FASTENERS

ITEM#	SERIES	QTY	BOLT	TNUT
651171	10	2	1/4-20 x 1/2" BHSCS	Economy
651129	15	2	5/16-18 x 11/16" FBHSCS	Economy



## 2 HOLE INSIDE CORNER GUSSET

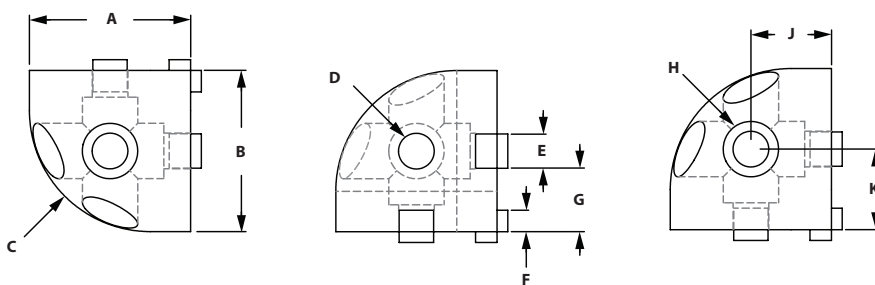


ITEM#	SERIES	A	B	C	D	E	F	G
653069	10	1.000"	1.000"	.188"	.438"	.500"	.875"	.281"
653165	15	1.500"	1.500"	.250"	.655"	.750"	1.310"	.328"

### RECOMMENDED FASTENERS

ITEM#	SERIES	QTY	BOLT	TNUT
651171	10	2	1/4-20 x 1/2" BHSCS	Economy
651129	15	2	5/16-18 x 11/16" FBHSCS	Economy

## ROUNDED TRI CORNER



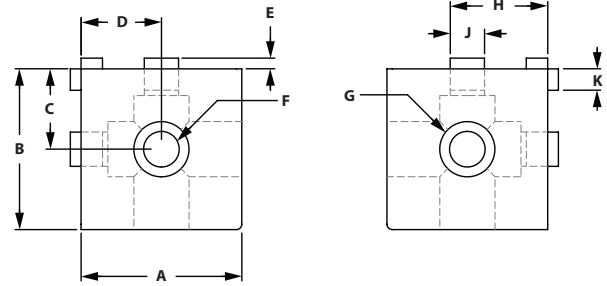
ITEM#	SERIES	A	B	C	D	E	F	G	H	J	K
653034	10	1.000"	1.000"	.750"	.257"	.244"	.117"	.378"	.406"	.500"	.500"
653257	15	1.500"	1.500"	1.125"	.328"	.310"	.200"	.595"	.515"	.750"	.750"

### RECOMMENDED FASTENERS

ITEM#	SERIES	QTY	BOLT
651003	10	3	1/4-20 x 1" LHSCS
651004	15	3	5/16-18 x 1" LSHSCS

# Fractional Brackets

## SQUARE TRI CORNER

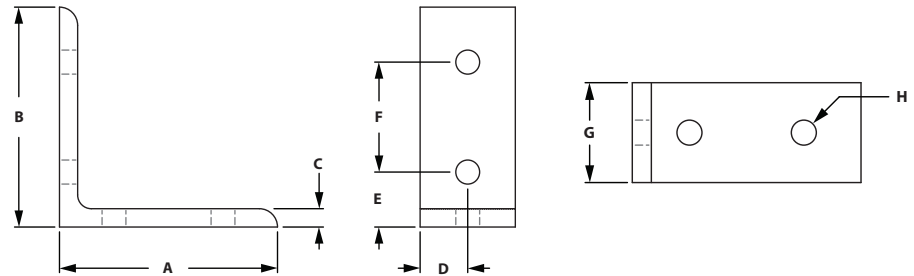


ITEM#	SERIES	A	B	C	D	E	F	G	H	J	K
653035	10	1.000"	1.000"	.500"	.500"	.087"	.257"	.406"	.378"	.244"	.117"
653258	15	1.500"	1.500"	.750"	.750"	.110"	.328"	.515"	.595"	.310"	.200"

### RECOMMENDED FASTENERS

ITEM#	SERIES	QTY	BOLT
651003	10	3	1/4-20 x 1" LHSCS
651004	15	3	5/16-18 x 1-1/4" LHSCS

## 4 HOLE VERTICAL INSIDE CORNER BRACKET

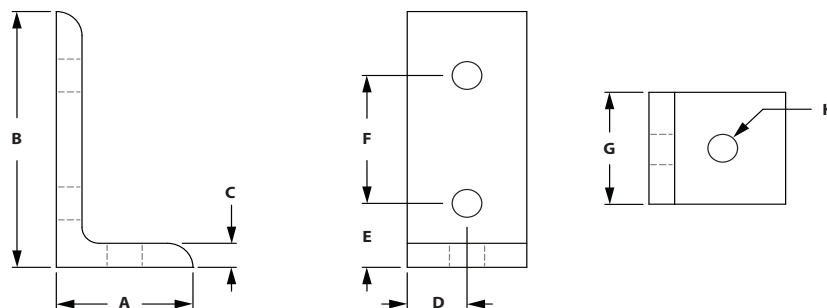


ITEM#	SERIES	A	B	C	D	E	F	G	H
653052	10	2.000"	2.000"	.188"	.438"	.500"	1.000"	.875"	.281"
653045	10	2.500"	2.500"	.188"	.438"	.750"	1.000"	.875"	.257"
653135	15	3.000"	3.000"	.250"	.655"	.750"	1.500"	1.310"	.328"

### RECOMMENDED FASTENERS

ITEM#	SERIES	QTY	BOLT	TNUT
651171	10	4	1/4-20 x 1/2" BHSCS	Economy
651129	15	4	5/16-18 x 11/16" FBHSCS	Economy

### 3 HOLE INSIDE CORNER BRACKET

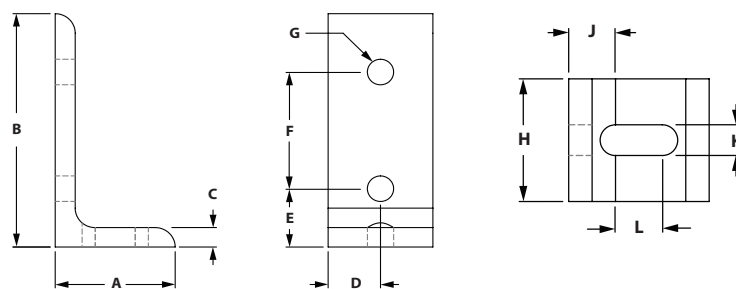


ITEM#	SERIES	A	B	C	D	E	F	G	H
653107	10	1.000"	2.000"	.188"	.438"	.500"	1.000"	.875"	.281"
653204	15	1.500"	3.000"	.250"	.655"	.750"	1.500"	1.310"	.328"

#### RECOMMENDED FASTENERS

ITEM#	SERIES	QTY	BOLT	TNUT
651171	10	3	1/4-20 x 1/2" BHSCS	Economy
651129	15	3	5/16-18 x 11/16" FBHSCS	Economy

### 3 HOLE SLOTTED INSIDE CORNER BRACKET



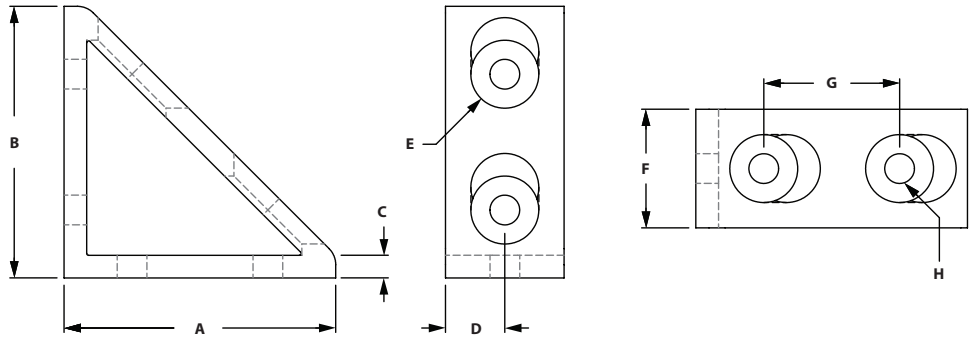

ITEM#	SERIES	A	B	C	D	E	F	G	H	J	K	L
653123	10	1.000"	2.000"	.188"	.438"	.500"	1.000"	.281"	.875"	.500"	.281"	.188"
653128	15	1.500"	3.000"	.250"	.655"	.750"	1.500"	.328"	1.310"	.500"	.328"	.500"

#### RECOMMENDED FASTENERS

ITEM#	SERIES	QTY	BOLT	TNUT
651171	10	3	1/4-20 x 1/2" BHSCS	Economy
651129	15	3	5/16-18 x 11/16" FBHSCS	Economy

# Fractional Brackets

## 4 HOLE VERTICAL INSIDE CORNER GUSSET

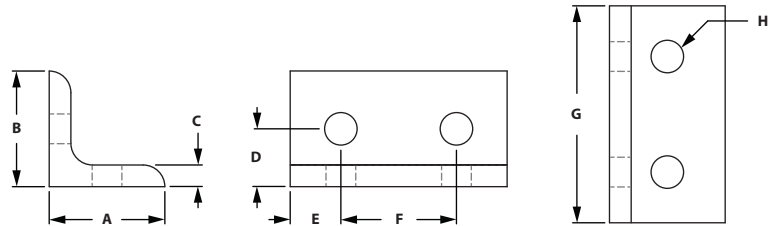


ITEM#	SERIES	A	B	C	D	E	F	G	H
653073	10	2.000"	2.000"	.188"	.438"	.500"	.875"	1.000"	.281"
653169	15	3.000"	3.000"	.250"	.655"	.750"	1.310"	1.500"	.328"

### RECOMMENDED FASTENERS

ITEM#	SERIES	QTY	BOLT	TNUT
651171	10	4	1/4-20 x 1/2" BHSCS	Economy
651129	15	4	5/16-18 x 11/16" FBHSCS	Economy

## 4 HOLE HORIZONTAL INSIDE CORNER BRACKET

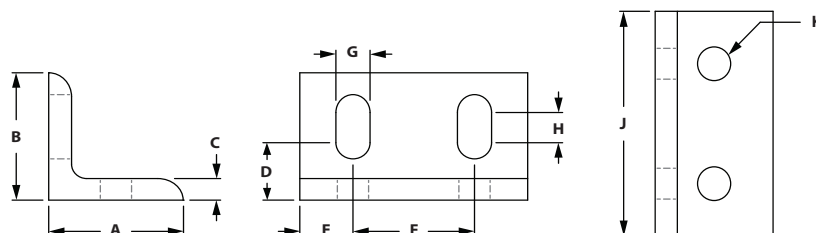


ITEM#	SERIES	A	B	C	D	E	F	G	H
653050	10	1.000"	1.000"	.188"	.500"	.438"	1.000"	1.875"	.281"
653137	15	1.500"	1.500"	.250"	.750"	.655"	1.500"	2.810"	.250"

### RECOMMENDED FASTENERS

ITEM#	SERIES	QTY	BOLT	TNUT
651171	10	4	1/4-20 x 1/2" BHSCS	Economy
651129	15	4	5/16-18 x 11/16" FBHSCS	Economy

### 4 HOLE HORIZONTAL SLOTTED INSIDE CORNER BRACKET

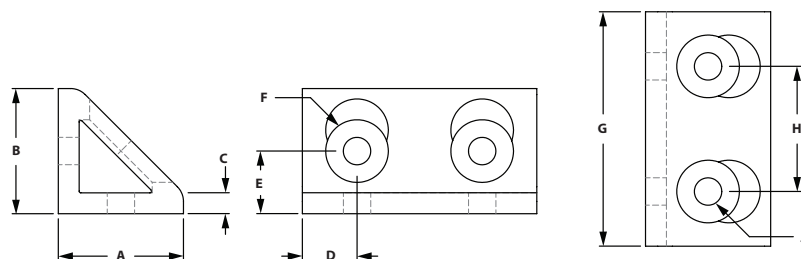


ITEM#	SERIES	A	B	C	D	E	F	G	H	J	K
653125	10	1.000"	1.000"	.188"	.500"	.438"	1.000"	.281"	.188"	1.875"	.281"
653132	15	1.500"	1.500"	.250"	.750"	.655"	1.500"	.328"	.500"	2.810"	.328"

#### RECOMMENDED FASTENERS

ITEM#	SERIES	QTY	BOLT	TNUT
651171	10	4	1/4-20 x 1/2" BHSCS	Economy
651129	15	4	5/16-18 x 11/16" FBHSCS	Economy

### 4 HOLE HORIZONTAL INSIDE CORNER GUSSET



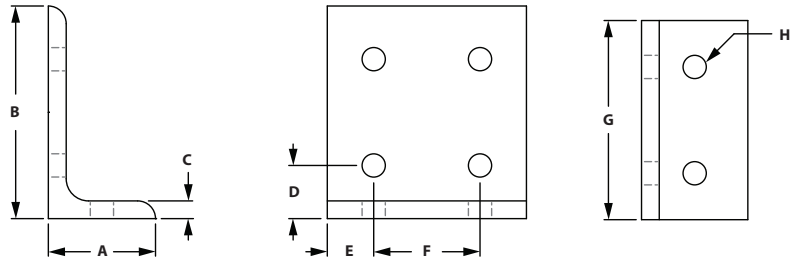
ITEM#	SERIES	A	B	C	D	E	F	G	H	J
653071	10	1.000"	1.000"	.188"	.438"	.500"	.500"	1.875"	1.000"	.281"
653167	15	1.500"	1.500"	.250"	.655"	.750"	.750"	2.810"	1.500"	.328"

#### RECOMMENDED FASTENERS

ITEM#	SERIES	QTY	BOLT	TNUT
651171	10	4	1/4-20 x 1/2" BHSCS	Economy
651129	15	4	5/16-18 x 11/16" FBHSCS	Economy

# Fractional Brackets

## 6 HOLE INSIDE CORNER BRACKET

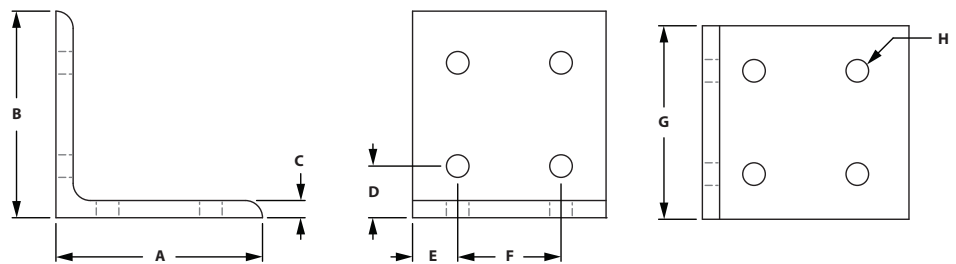


ITEM#	SERIES	A	B	C	D	E	F	G	H
653106	10	1.000"	2.000"	.188"	.500"	.438"	1.000"	1.875"	.281"
653203	15	1.500"	3.000"	.250"	.750"	.655"	1.500"	2.810"	.328"

### RECOMMENDED FASTENERS

ITEM#	SERIES	QTY	BOLT	TNUT
651171	10	6	1/4-20 x 1/2" BHSCS	Economy
651129	15	6	5/16-18 x 11/16" FBHSCS	Economy

## 8 HOLE VERTICAL INSIDE CORNER BRACKET

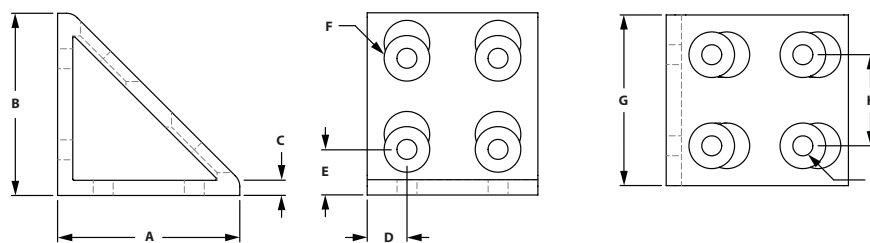



ITEM#	SERIES	A	B	C	D	E	F	G	H
653051	10	2.000"	2.000"	.188"	.500"	.438"	1.000"	1.875"	.281"
653138	15	3.000"	3.000"	.250"	.750"	.655"	1.500"	2.810"	.250"

### RECOMMENDED FASTENERS

ITEM#	SERIES	QTY	BOLT	TNUT
651171	10	8	1/4-20 x 1/2" BHSCS	Economy
651129	15	8	5/16-18 x 11/16" FBHSCS	Economy

### 8 HOLE VERTICAL INSIDE CORNER GUSSET

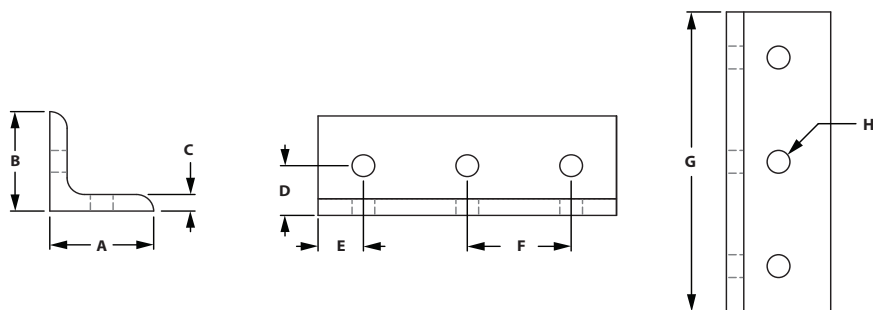


ITEM#	SERIES	A	B	C	D	E	F	G	H	J
653075	10	2.000"	2.000"	.188"	.438"	.500"	.500"	1.875"	1.000"	.281"
653171	15	3.000"	3.000"	.250"	.655"	.750"	.750"	2.810"	1.500"	.328"

#### RECOMMENDED FASTENERS

ITEM#	SERIES	QTY	BOLT	TNUT
651171	10	8	1/4-20 x 1/2" BHSCS	Economy
651129	15	8	5/16-18 x 11/16" FBHSCS	Economy

### 6 HOLE HORIZONTAL INSIDE CORNER BRACKET



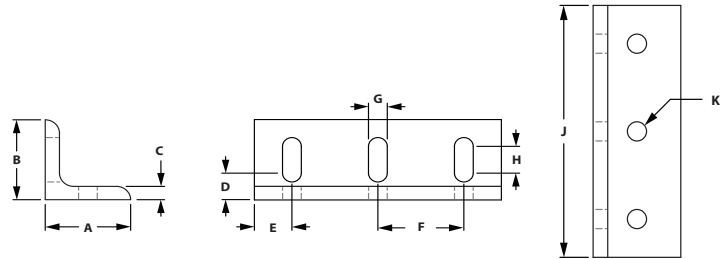
ITEM#	SERIES	A	B	C	D	E	F	G	H
653014	10	1.000"	1.000"	.188"	.500"	.438"	1.000"	2.880"	.281"
653237	15	1.500"	1.500"	.250"	.750"	.655"	1.500"	4.310"	.328"

#### RECOMMENDED FASTENERS

ITEM#	SERIES	QTY	BOLT	TNUT
651171	10	6	1/4-20 x 1/2" BHSCS	Economy
651129	15	6	5/16-18 x 11/16" FBHSCS	Economy

# Fractional Brackets

## 6 HOLE HORIZONTAL SLOTTED INSIDE CORNER BRACKET

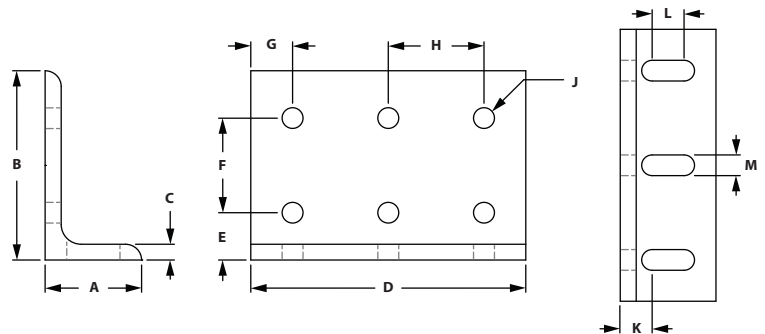


ITEM#	SERIES	A	B	C	D	E	F	G	H	J	K
653127	10	1.000"	1.000"	.188"	.500"	.438"	1.000"	.281"	.188"	2.875"	.281"
653134	15	1.500"	1.500"	.250"	.750"	.655"	1.500"	.328"	.500"	4.310"	.328"

### RECOMMENDED FASTENERS

ITEM#	SERIES	QTY	BOLT	TNUT
651171	10	6	1/4-20 x 1/2" BHSCS	Economy
651129	15	6	5/16-18 x 11/16" FBHSCS	Economy

## 9 HOLE SLOTTED CORNER BRACKET



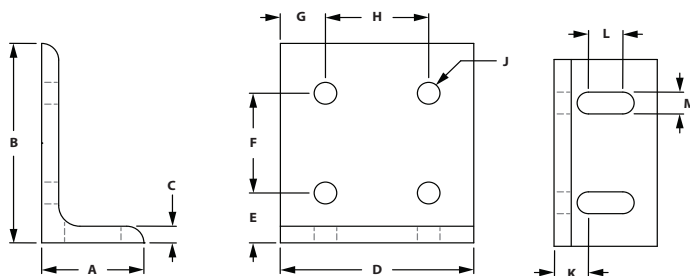
ITEM#	SERIES	A	B	C	D	E	F	G	H	J	K	L	M
653124	10	1.000"	2.000"	.188"	2.875"	.500"	1.000"	.438"	1.000"	.281"	.500"	.188"	.281"
653129	15	1.500"	3.000"	.250"	4.310"	.750"	1.500"	.655"	1.500"	.328"	.750"	.500"	.328"

### RECOMMENDED FASTENERS

ITEM#	SERIES	QTY	BOLT	TNUT
651171	10	9	1/4-20 x 1/2" BHSCS	Economy
651129	15	9	5/16-18 x 11/16" FBHSCS	Economy



### 6 HOLE VERTICAL SLOTTED INSIDE CORNER BRACKET

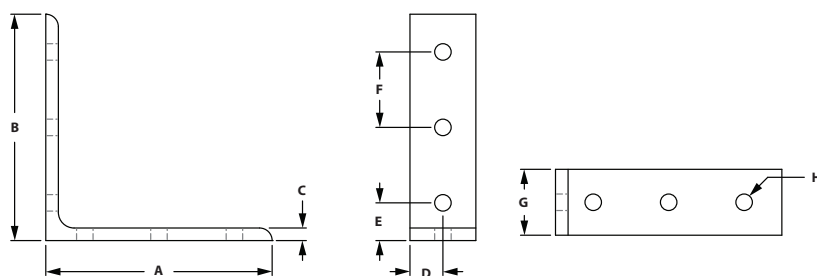


ITEM#	SERIES	A	B	C	D	E	F	G	H	J	K	L	M
653131	10	1.000"	2.000"	.188"	1.875"	.500"	1.000"	.438"	1.000"	.281"	.500"	.188"	.281"
653130	15	1.500"	3.000"	.250"	2.810"	.750"	1.500"	.655"	1.500"	.328"	.750"	.500"	.328"

#### RECOMMENDED FASTENERS

ITEM#	SERIES	QTY	BOLT	TNUT
651171	10	6	1/4-20 x 1/2" BHSCS	Economy
651129	15	6	5/16-18 x 11/16" FBHSCS	Economy

### 6 HOLE VERTICAL INSIDE CORNER BRACKET



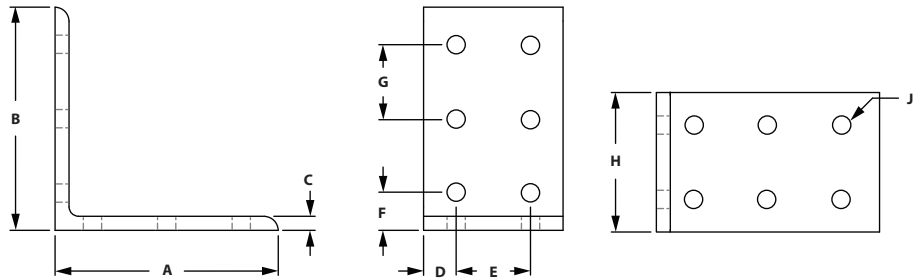
ITEM#	SERIES	A	B	C	D	E	F	G	H
653012	10	3.000"	3.000"	.188"	.438"	.500"	1.000"	.875"	.281"
653235	15	4.500"	4.500"	.250"	.655"	.750"	1.500"	1.310"	.328"

#### RECOMMENDED FASTENERS

ITEM#	SERIES	QTY	BOLT	TNUT
651171	10	6	1/4-20 x 1/2" BHSCS	Economy
651129	15	6	5/16-18 x 11/16" FBHSCS	Economy

# Fractional Brackets

## 12 HOLE VERTICAL INSIDE CORNER BRACKET

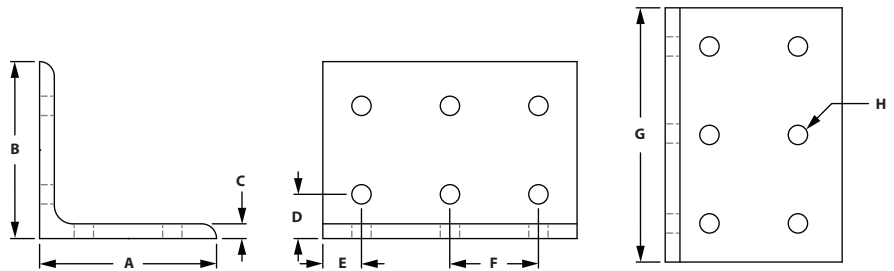


ITEM#	SERIES	A	B	C	D	E	F	G	H	J
653013	10	3.000"	3.000"	.188"	.438"	1.000"	.500"	1.000"	1.875"	.281"
653236	15	4.500"	4.500"	.250"	.655"	1.500"	.750"	1.500"	2.812"	.328"

### RECOMMENDED FASTENERS

ITEM#	SERIES	QTY	BOLT	TNUT
651171	10	12	1/4-20 x 1/2" BHSCS	Economy
651129	15	12	5/16-18 x 11/16" FBHSCS	Economy

## 12 HOLE HORIZONTAL INSIDE CORNER BRACKET

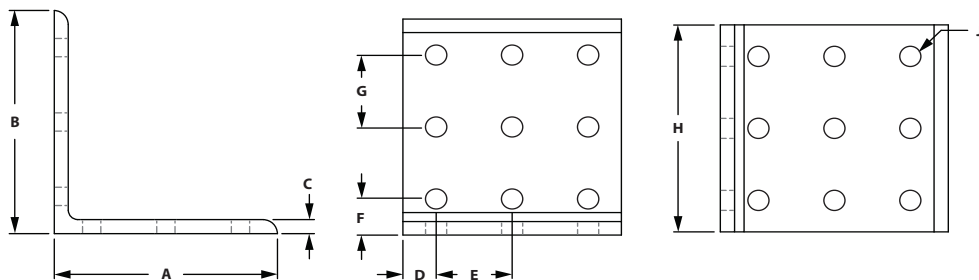


ITEM#	SERIES	A	B	C	D	E	F	G	H
653015	10	2.000"	2.000"	.188"	.500"	.438"	1.000"	2.875"	.281"
653238	15	3.000"	3.000"	.250"	.750"	.655"	1.500"	4.310"	.328"

### RECOMMENDED FASTENERS

ITEM#	SERIES	QTY	BOLT	TNUT
651171	10	12	1/4-20 x 1/2" BHSCS	Economy
651129	15	12	5/16-18 x 11/16" FBHSCS	Economy

### 18 HOLE INSIDE CORNER BRACKET

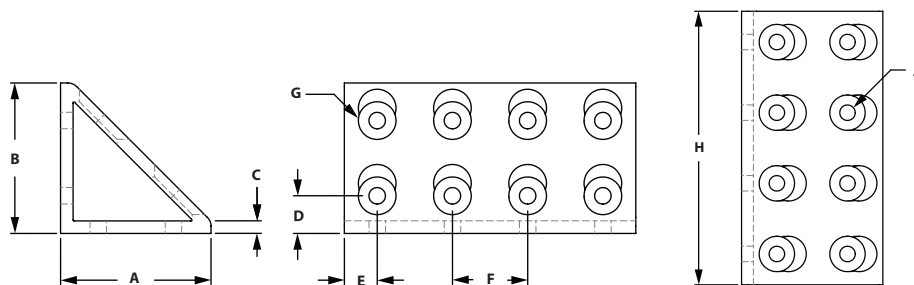


ITEM#	SERIES	A	B	C	D	E	F	G	H	J
653016	10	3.000"	3.000"	.188"	.438"	1.000"	.500"	1.000"	1.875"	.281"
653239	15	4.500"	4.500"	.250"	.655"	1.500"	.750"	1.500"	2.812"	.328"

#### RECOMMENDED FASTENERS

ITEM#	SERIES	QTY	BOLT	TNUT
651171	10	18	1/4-20 x 1/2" BHSCS	Economy
651129	15	18	5/16-18 x 11/16" FBHSCS	Economy

### 16 HOLE INSIDE CORNER GUSSET



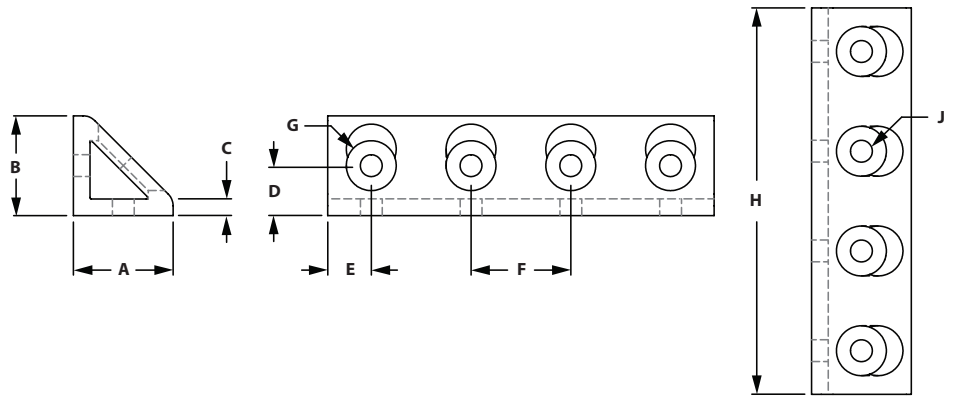
ITEM#	SERIES	A	B	C	D	E	F	G	H	J
653292	15	3.000"	3.000"	.250"	.750"	.655"	1.500"	.750"	5.810"	.328"

#### RECOMMENDED FASTENERS

ITEM#	SERIES	QTY	BOLT	TNUT
651129	15	16	5/16-18 x 11/16" FBHSCS	Economy

# Fractional Brackets

## 8 HOLE HORIZONTAL INSIDE CORNER GUSSET

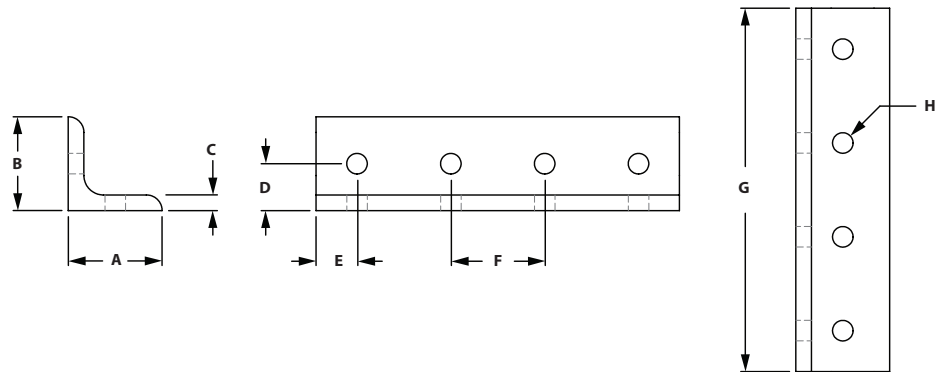


ITEM#	SERIES	A	B	C	D	E	F	G	H	J
653293	15	1.500"	1.500"	.250"	.750"	.655"	1.500"	.750"	5.810"	.328"

### RECOMMENDED FASTENERS

ITEM#	SERIES	QTY	BOLT	TNUT
651129	15	8	5/16-18 x 11/16" FBHSCS	Economy

## 8 HOLE HORIZONTAL INSIDE CORNER BRACKET

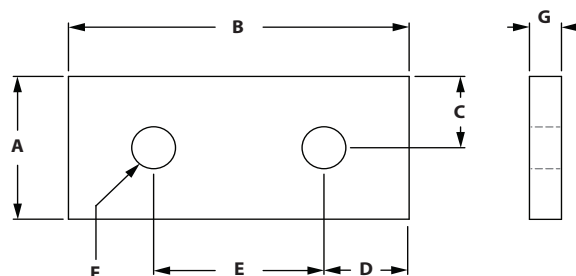


ITEM#	SERIES	A	B	C	D	E	F	G	H
653294	15	1.500"	1.500"	.250"	.750"	.655"	1.500"	5.810"	.328"

### RECOMMENDED FASTENERS

ITEM#	SERIES	QTY	BOLT	TNUT
651129	15	8	5/16-18 x 11/16" FBHSCS	Economy

## 2 HOLE JOINING STRIP

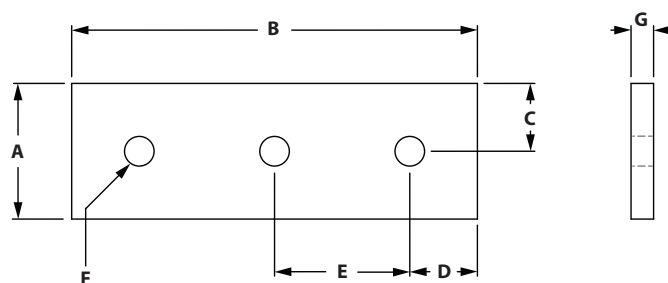


ITEM#	SERIES	A	B	C	D	E	F	G
653046	10	.875"	2.000"	.438"	.500"	1.000"	.257"	.188"
653141	15	1.500"	3.000"	.750"	.750"	1.500"	.328"	.250"

### RECOMMENDED FASTENERS

ITEM#	SERIES	QTY	BOLT	TNUT
651171	10	2	1/4-20 x 1/2" BHSCS	Economy
651129	15	2	5/16-18 x 11/16" FBHSCS	Economy

## 3 HOLE JOINING STRIP



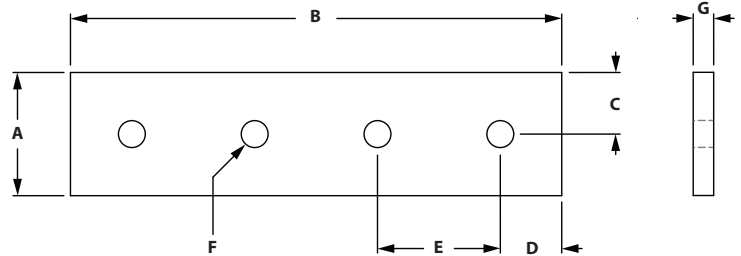
ITEM#	SERIES	A	B	C	D	E	F	G
653055	10	.875"	3.000"	.438"	.500"	1.000"	.257"	.188"
653140	15	1.500"	4.500"	.750"	.750"	1.500"	.328"	.250"

### RECOMMENDED FASTENERS

ITEM#	SERIES	QTY	BOLT	TNUT
651171	10	3	1/4-20 x 1/2" BHSCS	Economy
651129	15	3	5/16-18 x 11/16" FBHSCS	Economy

# Fractional Brackets

## 4 HOLE JOINING STRIP

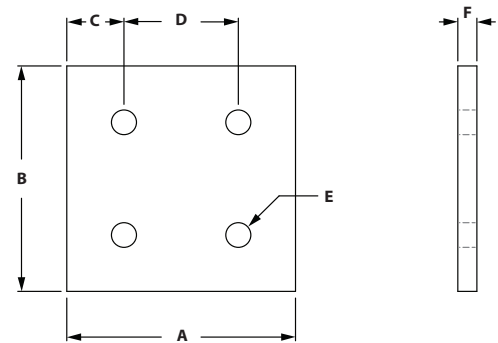


ITEM#	SERIES	A	B	C	D	E	F	G
653054	10	.875"	3.500"	.438"	.500"	1.000"	.257"	.188"
653139	15	1.500"	6.000"	.750"	.750"	1.500"	.328"	.250"

### RECOMMENDED FASTENERS

ITEM#	SERIES	QTY	BOLT	TNUT
651171	10	4	1/4-20 x 1/2" BHSCS	Economy
651129	15	4	5/16-18 x 11/16" FBHSCS	Economy

## 4 HOLE JOINING PLATE

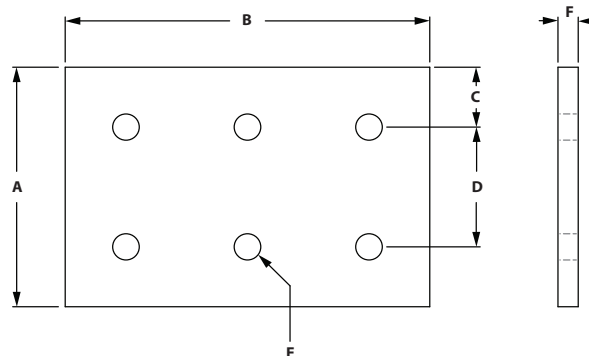


ITEM#	SERIES	A	B	C	D	E	F
653100	10	2.000"	2.000"	.500"	1.000"	.257"	.188"
653199	15	3.000"	3.000"	.750"	1.500"	.328"	.250"

### RECOMMENDED FASTENERS

ITEM#	SERIES	QTY	BOLT	TNUT
651171	10	4	1/4-20 x 1/2" BHSCS	Economy
651129	15	4	5/16-18 x 11/16" FBHSCS	Economy

### 6 HOLE JOINING PLATE

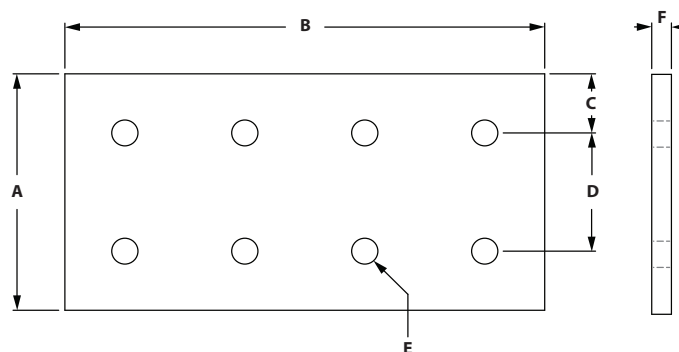


ITEM#	SERIES	A	B	C	D	E	F
653099	10	2.000"	3.000"	.500"	1.000"	.257"	.188"
653198	15	3.000"	4.500"	.750"	1.500"	.328"	.250"

#### RECOMMENDED FASTENERS

ITEM#	SERIES	QTY	BOLT	TNUT
651171	10	6	1/4-20 x 1/2" BHSCS	Economy
651129	15	6	5/16-18 x 11/16" FBHSCS	Economy

### 8 HOLE JOINING PLATE



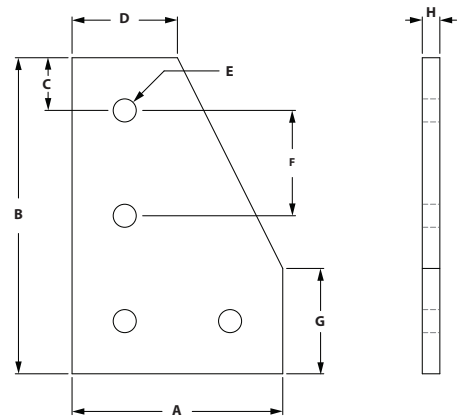
ITEM#	SERIES	A	B	C	D	E	F
653098	10	2.000"	4.000"	.500"	1.000"	.257"	.188"
653197	15	3.000"	6.000"	.750"	1.500"	.328"	.250"

#### RECOMMENDED FASTENERS

ITEM#	SERIES	QTY	BOLT	TNUT
651171	10	8	1/4-20 x 1/2" BHSCS	Economy
651129	15	8	5/16-18 x 11/16" FBHSCS	Economy

# Fractional Brackets

## 4 Hole 90° Joining Plate

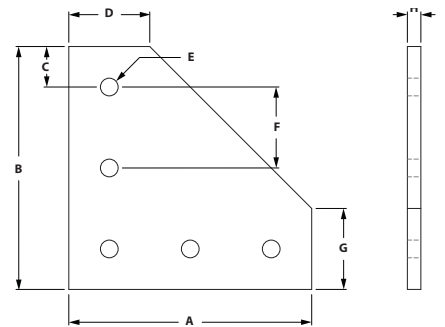


ITEM#	SERIES	A	B	C	D	E	F	G	H
653084	10	2.000"	3.000"	.500"	1.000"	.257"	1.000"	1.000"	.188"
653182	15	3.000"	4.500"	.750"	1.500"	.328"	1.500"	1.500"	.250"

### RECOMMENDED FASTENERS

ITEM#	SERIES	QTY	BOLT	TNUT
651171	10	4	1/4-20 x 1/2" BHSCS	Economy
651129	15	4	5/16-18 x 11/16" FBHSCS	Economy

## 5 Hole 90° Joining Plate



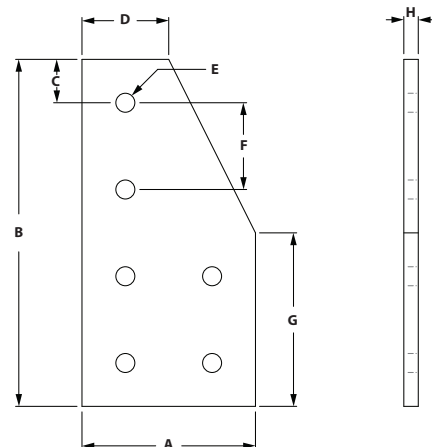
ITEM#	SERIES	A	B	C	D	E	F	G	H
653085	10	3.000"	3.000"	.500"	1.000"	.257"	1.000"	1.000"	.188"
653183	15	4.500"	4.500"	.750"	1.500"	.328"	1.500"	1.500"	.250"

### RECOMMENDED FASTENERS

ITEM#	SERIES	QTY	BOLT	TNUT
651171	10	5	1/4-20 x 1/2" BHSCS	Economy
651129	15	5	5/16-18 x 11/16" FBHSCS	Economy



### 6 Hole 90° Joining Plate

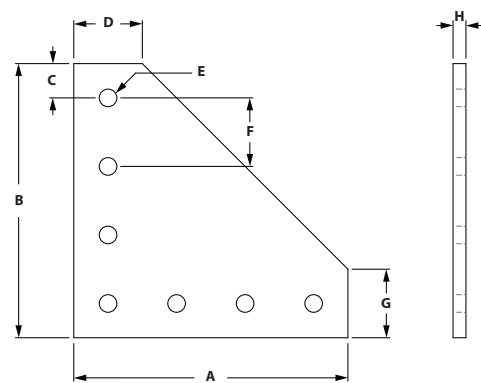


ITEM#	SERIES	A	B	C	D	E	F	G	H
653057	10	2.000"	4.000"	.500"	1.000"	.257"	1.000"	2.000"	.188"
653153	15	3.000"	6.000"	.750"	1.500"	.328"	1.500"	3.000"	.250"

#### RECOMMENDED FASTENERS

ITEM#	SERIES	QTY	BOLT	TNUT
651171	10	6	1/4-20 x 1/2" BHSCS	Economy
651129	15	6	5/16-18 x 11/16" FBHSCS	Economy

### 7 Hole 90° Joining Plate



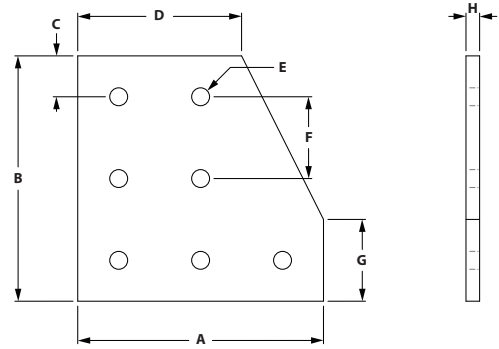
ITEM#	SERIES	A	B	C	D	E	F	G	H
653086	10	4.000"	4.000"	.500"	1.000"	.257"	1.000"	1.000"	.188"
653184	15	6.000"	6.000"	.750"	1.500"	.328"	1.500"	1.500"	.250"

#### RECOMMENDED FASTENERS

ITEM#	SERIES	QTY	BOLT	TNUT
651171	10	7	1/4-20 x 1/2" BHSCS	Economy
651129	15	7	5/16-18 x 11/16" FBHSCS	Economy

# Fractional Brackets

## 7 HOLE 90° JOINING PLATE

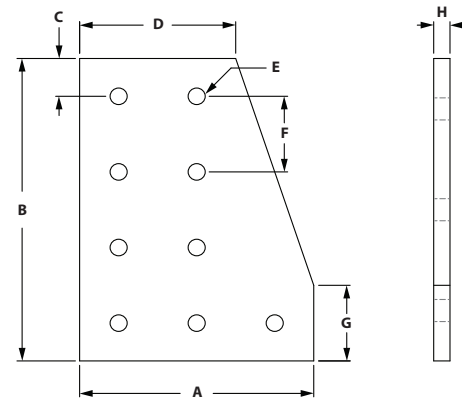


ITEM#	SERIES	A	B	C	D	E	F	G	H
653066	10	3.000"	3.000"	.500"	2.000"	.257"	1.000"	1.000"	.188"
653162	15	4.500"	4.500"	.750"	3.000"	.328"	1.500"	1.500"	.250"

### RECOMMENDED FASTENERS

ITEM#	SERIES	QTY	BOLT	TNUT
651171	10	7	1/4-20 x 1/2" BHSCS	Economy
651129	15	7	5/16-18 x 11/16" FBHSCS	Economy

## 9 HOLE 90° JOINING PLATE

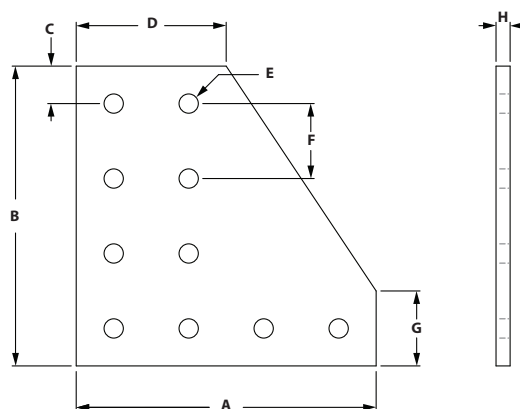


ITEM#	SERIES	A	B	C	D	E	F	G	H
653159	15	4.500"	6.000"	.750"	3.000"	.328"	1.500"	1.500"	.250"

### RECOMMENDED FASTENERS

ITEM#	SERIES	QTY	BOLT	TNUT
651129	15	9	5/16-18 x 11/16" FBHSCS	Economy

### 10 HOLE 90° JOINING PLATE

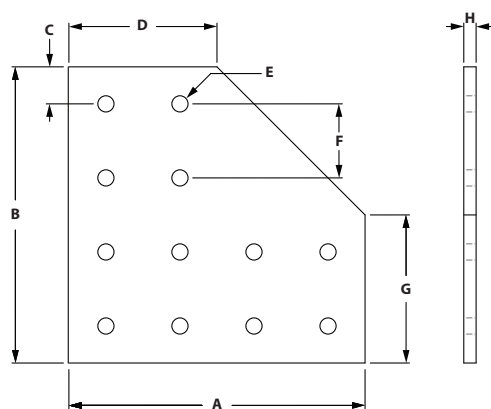


ITEM#	SERIES	A	B	C	D	E	F	G	H
653064	10	4.000"	4.000"	.500"	2.000"	.257"	1.000"	1.000"	.188"
653160	15	6.000"	6.000"	.750"	3.000"	.328"	1.500"	1.500"	.250"

#### RECOMMENDED FASTENERS

ITEM#	SERIES	QTY	BOLT	TNUT
651171	10	10	1/4-20 x 1/2" BHSCS	Economy
651129	15	10	5/16-18 x 11/16" FBHSCS	Economy

### 12 HOLE 90° JOINING PLATE



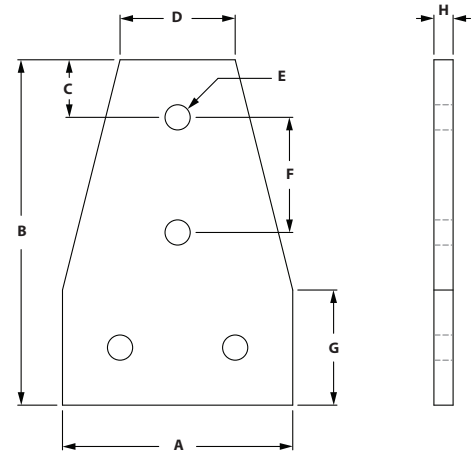
ITEM#	SERIES	A	B	C	D	E	F	G	H
653065	10	4.000"	4.000"	.500"	2.000"	.257"	1.000"	2.000"	.188"
653161	15	6.000"	6.000"	.750"	3.000"	.328"	1.500"	3.000"	.250"

#### RECOMMENDED FASTENERS

ITEM#	SERIES	QTY	BOLT	TNUT
651171	10	12	1/4-20 x 1/2" BHSCS	Economy
651129	15	12	5/16-18 x 11/16" FBHSCS	Economy

# Fractional Brackets

## 4 HOLE TEE JOINING PLATE

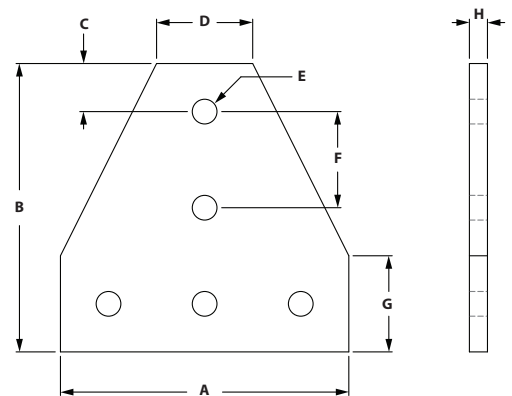


ITEM#	SERIES	A	B	C	D	E	F	G	H
653078	10	2.000"	2.500"	.500"	1.000"	.257"	1.000"	1.000"	.188"
653174	15	3.000"	4.500"	.750"	1.500"	.328"	1.500"	1.500"	.250"

### RECOMMENDED FASTENERS

ITEM#	SERIES	QTY	BOLT	TNUT
651171	10	4	1/4-20 x 1/2" BHSCS	Economy
651129	15	4	5/16-18 x 11/16" FBHSCS	Economy

## 5 HOLE TEE JOINING PLATE

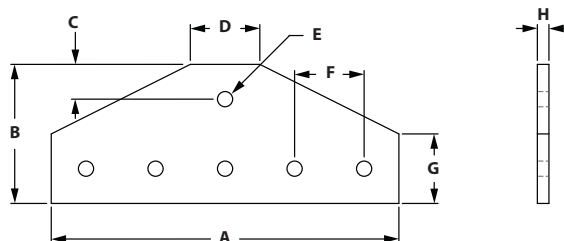


ITEM#	SERIES	A	B	C	D	E	F	G	H
653077	10	3.000"	3.000"	.500"	1.000"	.257"	1.000"	1.000"	.188"
653173	15	4.500"	4.500"	.750"	1.500"	.328"	1.500"	1.500"	.250"

### RECOMMENDED FASTENERS

ITEM#	SERIES	QTY	BOLT	TNUT
651171	10	5	1/4-20 x 1/2" BHSCS	Economy
651129	15	5	5/16-18 x 11/16" FBHSCS	Economy

### 6 HOLE TEE JOINING PLATE

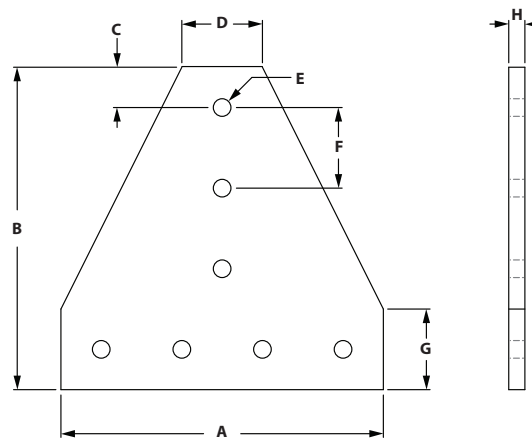


ITEM#	SERIES	A	B	C	D	E	F	G	H
653144	15	7.500"	3.000"	.750"	1.500"	.328"	1.500"	1.500"	.250"

#### RECOMMENDED FASTENERS

ITEM#	SERIES	QTY	BOLT	TNUT
651129	15	6	5/16-18 x 11/16" FBHSCS	Economy

### 7 HOLE TEE JOINING PLATE



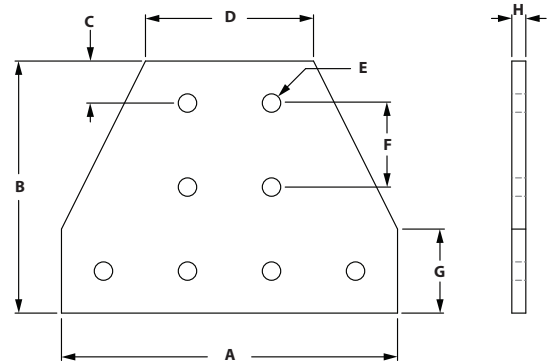
ITEM#	SERIES	A	B	C	D	E	F	G	H
653049	10	4.000"	4.000"	.500"	1.000"	.257"	1.000"	1.000"	.188"
653146	15	6.000"	6.000"	.750"	1.500"	.328"	1.500"	1.500"	.250"

#### RECOMMENDED FASTENERS

ITEM#	SERIES	QTY	BOLT	TNUT
651171	10	7	1/4-20 x 1/2" BHSCS	Economy
651129	15	7	5/16-18 x 11/16" FBHSCS	Economy

# Fractional Brackets

## 8 HOLE TEE JOINING PLATE

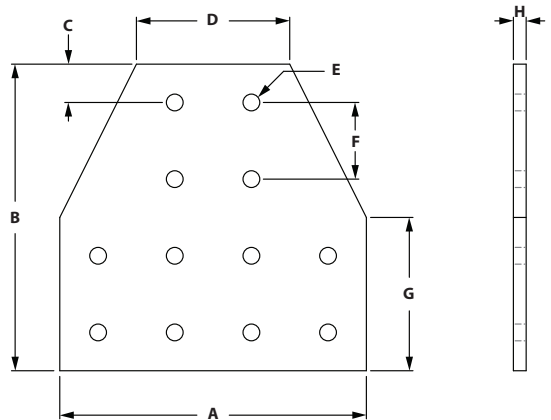



ITEM#	SERIES	A	B	C	D	E	F	G	H
653089	10	4.000"	3.000"	.500"	2.000"	.257"	1.000"	1.000"	.188"
653187	15	6.000"	4.500"	.750"	3.000"	.328"	1.500"	1.500"	.250"

### RECOMMENDED FASTENERS

ITEM#	SERIES	QTY	BOLT	TNUT
651171	10	8	1/4-20 x 1/2" BHSCS	Economy
651129	15	8	5/16-18 x 11/16" FBHSCS	Economy

## 12 HOLE TEE JOINING PLATE

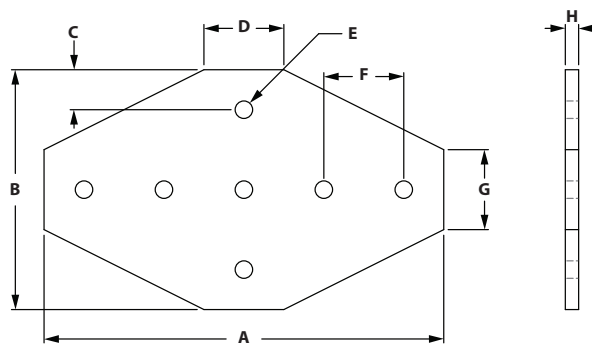


ITEM#	SERIES	A	B	C	D	E	F	G	H
653062	10	4.000"	4.000"	.500"	2.000"	.257"	1.000"	2.000"	.188"
653158	15	6.000"	6.000"	.750"	3.000"	.328"	1.500"	3.000"	.250"

### RECOMMENDED FASTENERS

ITEM#	SERIES	QTY	BOLT	TNUT
651171	10	12	1/4-20 x 1/2" BHSCS	Economy
651129	15	12	5/16-18 x 11/16" FBHSCS	Economy

### 7 HOLE CROSS PLATE

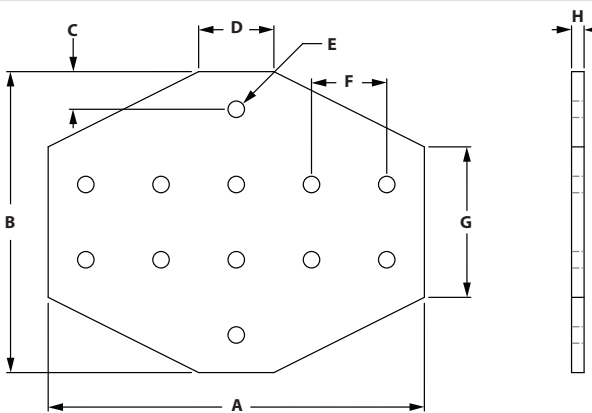



ITEM#	SERIES	A	B	C	D	E	F	G	H
653072	10	4.500"	3.000"	.500"	1.000"	.257"	1.000"	1.000"	.188"
653168	15	7.500"	4.500"	.750"	1.500"	.328"	1.500"	1.500"	.250"

#### RECOMMENDED FASTENERS

ITEM#	SERIES	QTY	BOLT	TNUT
651171	10	7	1/4-20 x 1/2" BHSCS	Economy
651129	15	7	5/16-18 x 11/16" FBHSCS	Economy

### 12 HOLE CROSS PLATE



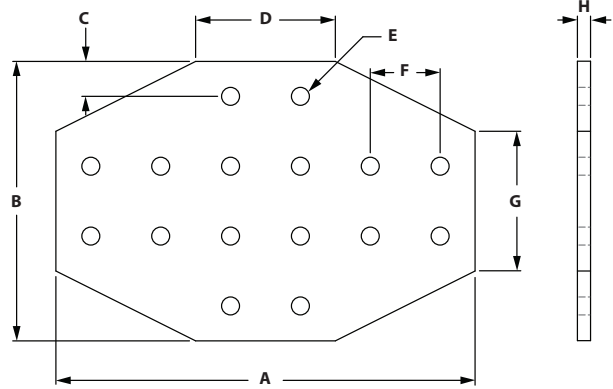
ITEM#	SERIES	A	B	C	D	E	F	G	H
653094	10	5.000"	4.000"	.500"	1.000"	.257"	1.000"	2.000"	.188"
653192	15	7.500"	6.000"	.750"	1.500"	.328"	1.500"	3.000"	.250"

#### RECOMMENDED FASTENERS

ITEM#	SERIES	QTY	BOLT	TNUT
651171	10	12	1/4-20 x 1/2" BHSCS	Economy
651129	15	12	5/16-18 x 11/16" FBHSCS	Economy

# Fractional Brackets

## 16 HOLE CROSS PLATE

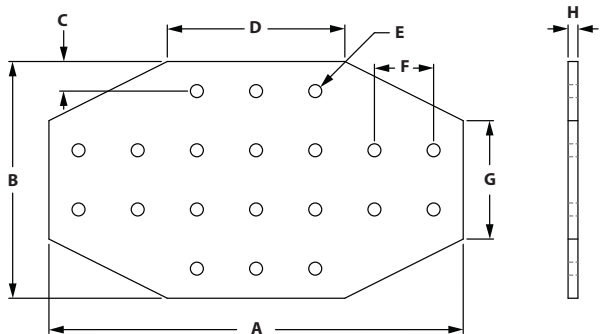



ITEM#	SERIES	A	B	C	D	E	F	G	H
653103	10	6.000"	4.000"	.500"	2.000"	.257"	1.000"	2.000"	.188"
653200	15	9.000"	6.000"	.750"	3.000"	.328"	1.500"	3.000"	.250"

### RECOMMENDED FASTENERS

ITEM#	SERIES	QTY	BOLT	TNUT
651171	10	16	1/4-20 x 1/2" BHSCS	Economy
651129	15	16	5/16-18 x 11/16" FBHSCS	Economy

## 20 HOLE CROSS PLATE



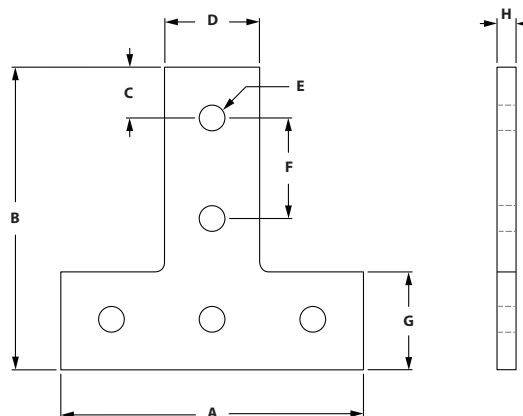
ITEM#	SERIES	A	B	C	D	E	F	G	H
653243	15	10.500"	6.000"	.750"	4.500"	.328"	1.500"	3.000"	.250"

### RECOMMENDED FASTENERS

ITEM#	SERIES	QTY	BOLT	TNUT
651129	15	20	5/16-18 x 11/16" FBHSCS	Economy



### 5 HOLE "T" CUT OUT

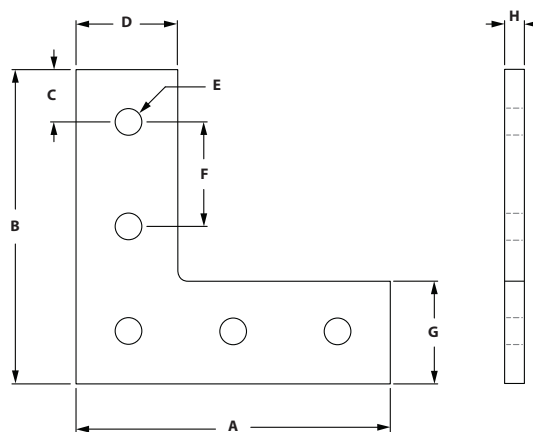


ITEM#	SERIES	A	B	C	D	E	F	G	H
658829	15	4.500"	4.500"	.750"	1.426"	.328"	1.500"	1.463"	.250"

#### RECOMMENDED FASTENERS

ITEM#	SERIES	QTY	BOLT	TNUT
651129	15	12	5/16-18 x 11/16" FBHSCS	Economy

### 5 HOLE "L" CUT OUT



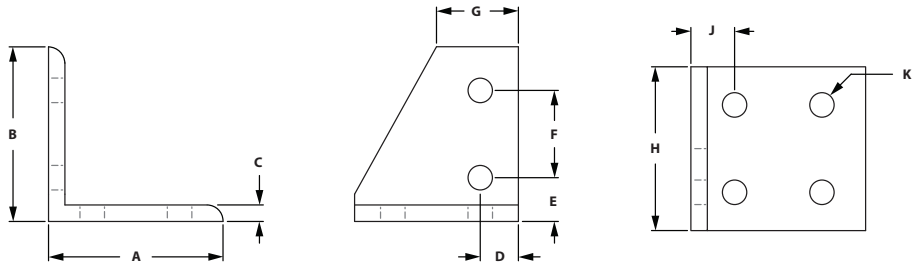
ITEM#	SERIES	A	B	C	D	E	F	G	H
658213	10	3.000"	3.000"	.500"	.971"	.257"	1.000"	.971"	.188"
658136	15	4.500"	4.500"	.750"	1.460"	.328"	1.500"	1.460"	.250"

#### RECOMMENDED FASTENERS

ITEM#	SERIES	QTY	BOLT	TNUT
651171	10	5	1/4-20 x 1/2" BHSCS	Economy
651129	15	5	5/16-18 x 11/16" FBHSCS	Economy

# Fractional Brackets

## 6 HOLE RIGHT HAND INSIDE CORNER BRACKET

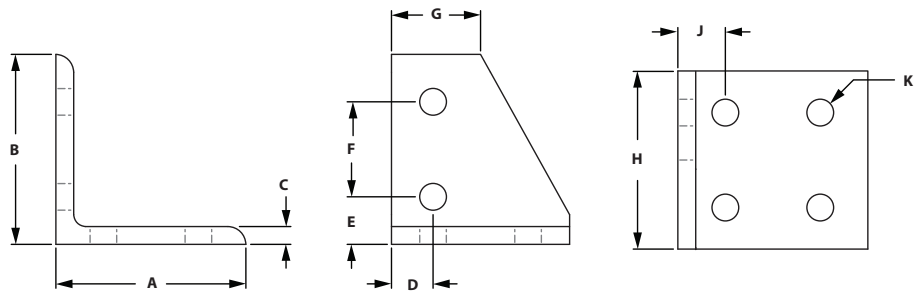



ITEM#	SERIES	A	B	C	D	E	F	G	H	J	K
653142	15	3.000"	3.000"	.250"	.655"	.750"	1.500"	1.310"	2.810"	.750"	.328"

### RECOMMENDED FASTENERS

ITEM#	SERIES	QTY	BOLT	TNUT
651129	15	6	5/16-18 x 11/16" FBHSCS	Economy

## 6 HOLE LEFT HAND INSIDE CORNER BRACKET

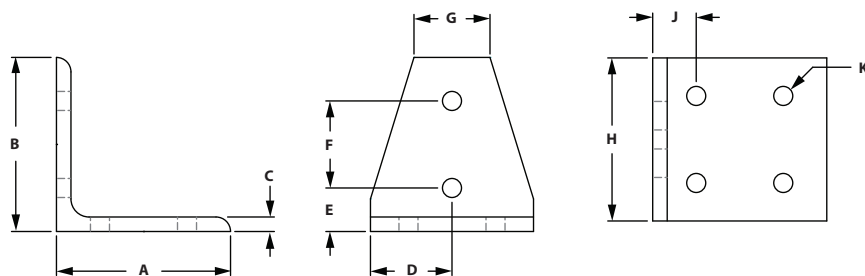


ITEM#	SERIES	A	B	C	D	E	F	G	H	J	K
653143	15	3.000"	3.000"	.250"	.655"	.750"	1.500"	1.310"	2.810"	.750"	.328"

### RECOMMENDED FASTENERS

ITEM#	SERIES	QTY	BOLT	TNUT
651129	15	6	5/16-18 x 11/16" FBHSCS	Economy

### 6 HOLE CENTER INSIDE CORNER BRACKET

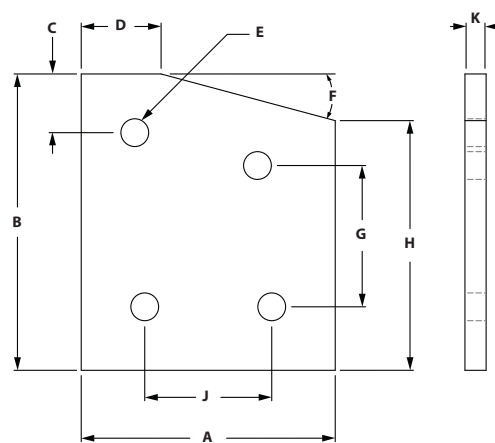


ITEM#	SERIES	A	B	C	D	E	F	G	H	J	K
653145	15	3.000"	3.000"	.250"	1.405"	.750"	1.500"	1.310"	2.810"	.750"	.328"

#### RECOMMENDED FASTENERS

ITEM#	SERIES	QTY	BOLT	TNUT
651129	15	6	5/16-18 x 11/16" FBHSCS	Economy

### 4 HOLE 15° ANGLE JOINING PLATE



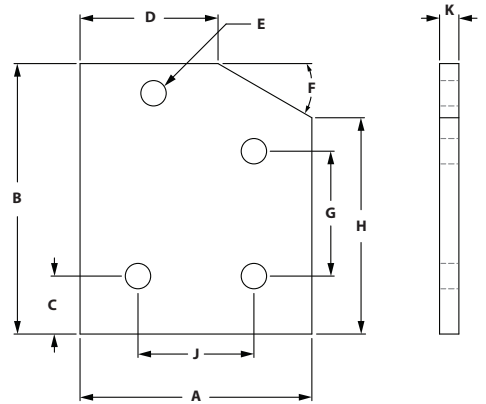
ITEM#	SERIES	A	B	C	D	E	F	G	H	J	K
653149	15	3.000"	3.500"	.750"	.943"	.328"	15°	1.669"	2.949"	1.500"	.250"

#### RECOMMENDED FASTENERS

ITEM#	SERIES	QTY	BOLT	TNUT
651129	15	4	5/16-18 x 11/16" FBHSCS	Economy

# Fractional Brackets

## 4 HOLE 30° ANGLE JOINING PLATE

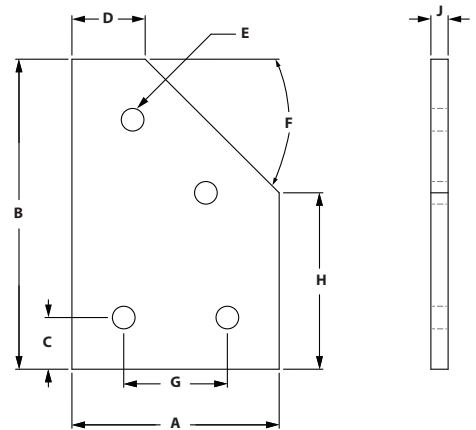


ITEM#	SERIES	A	B	C	D	E	F	G	H	J	K
653164	15	3.000"	3.500"	.750"	1.786"	.328"	30°	1.616"	2.799"	1.500"	.250"

### RECOMMENDED FASTENERS

ITEM#	SERIES	QTY	BOLT	TNUT
651129	15	4	5/16-18 x 11/16" FBHSCS	Economy

## 4 HOLE 45° ANGLE JOINING PLATE

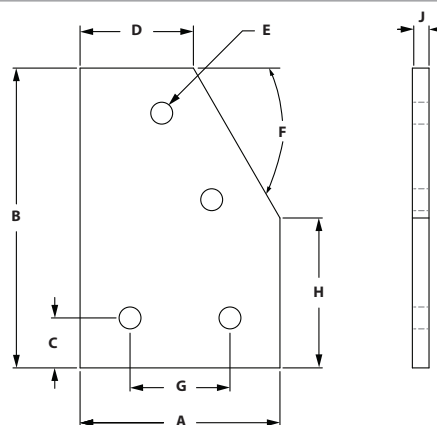


ITEM#	SERIES	A	B	C	D	E	F	G	H	J
653178	15	3.000"	4.500"	.750"	1.061"	.328"	45°	1.500"	2.561"	.250"

### RECOMMENDED FASTENERS

ITEM#	SERIES	QTY	BOLT	TNUT
651129	15	4	5/16-18 x 11/16" FBHSCS	Economy

### 4 HOLE 60° ANGLE JOINING PLATE

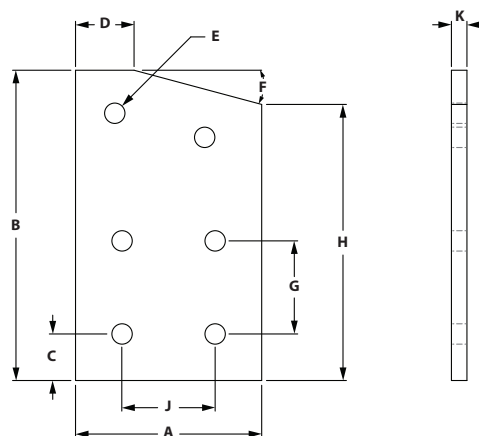


ITEM#	SERIES	A	B	C	D	E	F	G	H	J	K
653193	15	3.000"	4.500"	.750"	1.701"	.328"	60°	1.500"	2.250"	1.500"	.250"

#### RECOMMENDED FASTENERS

ITEM#	SERIES	QTY	BOLT	TNUT
651129	15	4	5/16-18 x 11/16" FBHSCS	Economy

### 6 HOLE 15° ANGLE JOINING PLATE



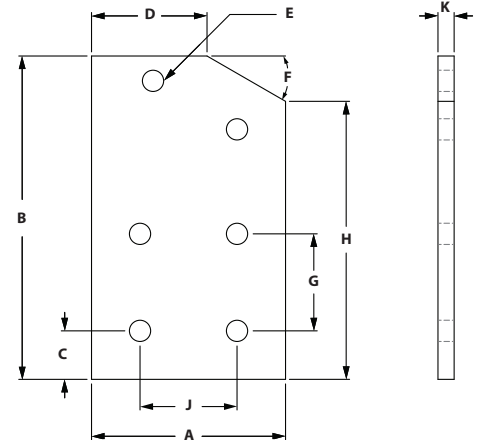
ITEM#	SERIES	A	B	C	D	E	F	G	H	J	K
653148	15	3.000"	5.000"	.750"	.943"	.328"	15°	1.500"	4.449"	1.500"	.250"

#### RECOMMENDED FASTENERS

ITEM#	SERIES	QTY	BOLT	TNUT
651129	15	6	5/16-18 x 11/16" FBHSCS	Economy

# Fractional Brackets

## 6 HOLE 30° ANGLE JOINING PLATE

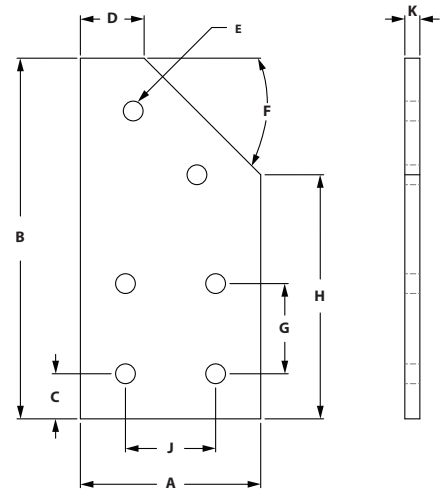


ITEM#	SERIES	A	B	C	D	E	F	G	H	J	K
653163	15	3.000"	5.000"	.750"	1.786"	.328"	30°	1.500"	4.299"	1.500"	.250"

### RECOMMENDED FASTENERS

ITEM#	SERIES	QTY	BOLT	TNUT
651129	15	6	5/16-18 x 11/16" FBHSCS	Economy

## 6 HOLE 45° ANGLE JOINING PLATE

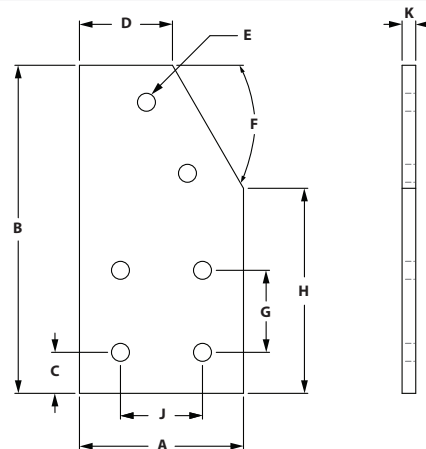


ITEM#	SERIES	A	B	C	D	E	F	G	H	J	K
653177	15	3.000"	6.000"	.750"	1.061"	.328"	45°	1.500"	4.061"	1.500"	.250"

### RECOMMENDED FASTENERS

ITEM#	SERIES	QTY	BOLT	TNUT
651129	15	6	5/16-18 x 11/16" FBHSCS	Economy

### 6 HOLE 60° ANGLE JOINING PLATE

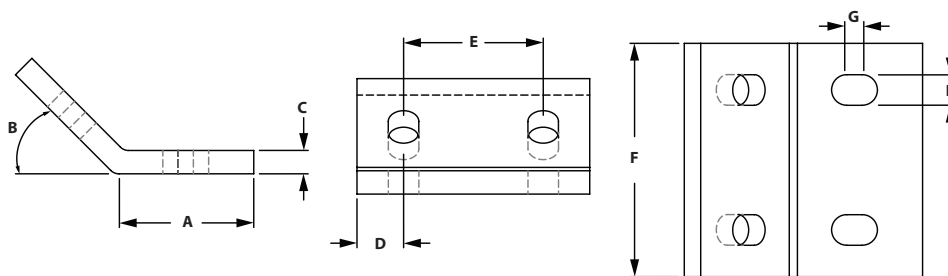


ITEM#	SERIES	A	B	C	D	E	F	G	H	J	K
653194	15	3.000"	6.000"	.750"	1.701"	.328"	60°	1.500"	3.750"	1.500"	.250"

#### RECOMMENDED FASTENERS

ITEM#	SERIES	QTY	BOLT	TNUT
651129	15	6	5/16-18 x 11/16" FBHSCS	Economy

### 4 HOLE 45° ANGLE JOINING PLATE



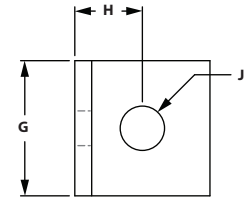
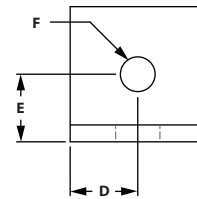
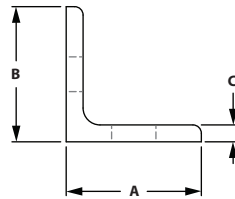
ITEM#	SERIES	A	B	C	D	E	F	G	H
653291	15	1.340"	45°	.250"	.500"	1.500"	2.500"	.500"	.328"

#### RECOMMENDED FASTENERS

ITEM#	SERIES	QTY	BOLT	TNUT
651129	15	4	5/16-18 x 11/16" FBHSCS	Economy

# Fractional Brackets

## 2 HOLE 10 TO 15 TRANSITION INSIDE CORNER BRACKET

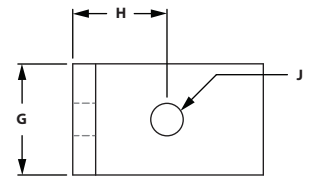
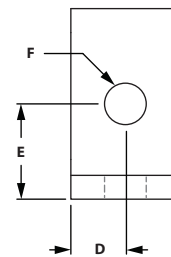
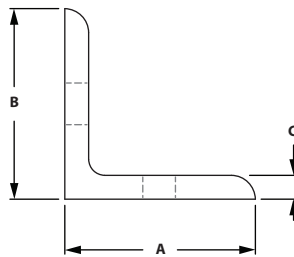


ITEM#	SERIES	A	B	C	D	E	F	G	H	J
653272	10 to 15	1.000"	1.000"	.125"	.500"	.500"	.257"	1.000"	.500"	.328"

### RECOMMENDED FASTENERS

ITEM#	SERIES	QTY	BOLT	TNUT
651171	10	1	1/4-20 x 1/2" BHSCS	Economy
651129	15	1	5/16-18 x 11/16" FBHSCS	Economy

## 2 HOLE VERTICAL 10 TO 15 TRANSITION INSIDE CORNER BRACKET



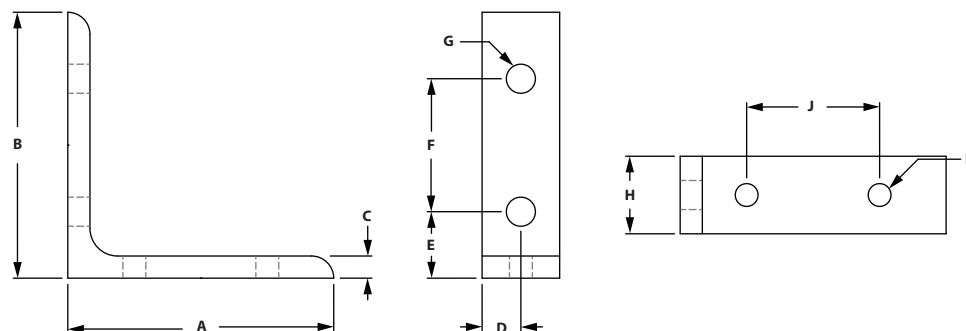
ITEM#	SERIES	A	B	C	D	E	F	G	H	J
653268	10 to 15	1.500"	1.500"	.188"	.438"	.750"	.328"	.875"	.750"	.257"

### RECOMMENDED FASTENERS

ITEM#	SERIES	QTY	BOLT	TNUT
651171	10	1	1/4-20 x 1/2" BHSCS	Economy
651129	15	1	5/16-18 x 11/16" FBHSCS	Economy



### 4 HOLE 10 TO 15 TRANSITION INSIDE CORNER BRACKET

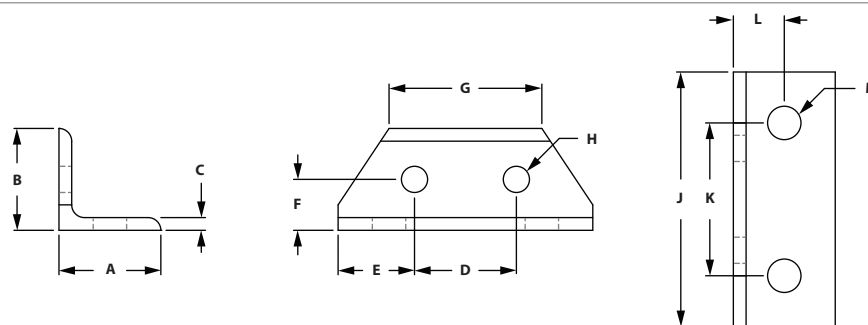


ITEM#	SERIES	A	B	C	D	E	F	G	H	J	K
653269	10 to 15	3.000"	3.000"	.250"	.438"	.750"	1.500"	.328"	.875"	1.500"	.257"

#### RECOMMENDED FASTENERS

ITEM#	SERIES	QTY	BOLT	TNUT
651171	10	2	1/4-20 x 1/2" BHSCS	Economy
651129	15	2	5/16-18 x 11/16" FBHSCS	Economy

### 4 HOLE SMALL 10 TO 15 DOUBLE WIDE TRANSITION INSIDE CORNER BRACKET



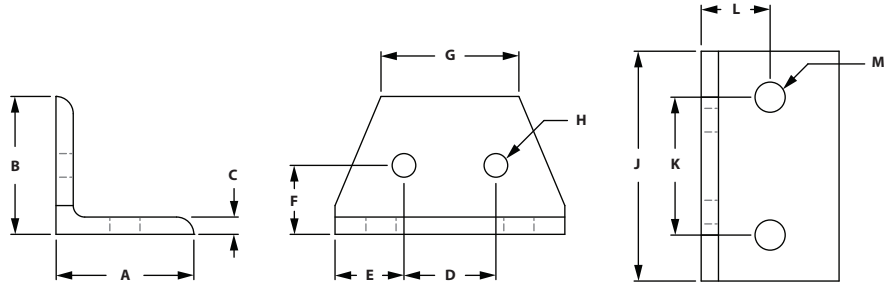
ITEM#	SERIES	A	B	C	D	E	F	G	H	J	K	L	M
653274	10 to 15	1.000"	1.000"	.125"	1.000"	.750"	.500"	1.500"	.257"	2.500"	1.500"	.500"	.328"

#### RECOMMENDED FASTENERS

ITEM#	SERIES	QTY	BOLT	TNUT
651171	10	2	1/4-20 x 1/2" BHSCS	Economy
651129	15	2	5/16-18 x 11/16" FBHSCS	Economy

# Fractional Brackets

## 4 HOLE LARGE 10 TO 15 DOUBLE WIDE TRANSITION INSIDE CORNER BRACKET

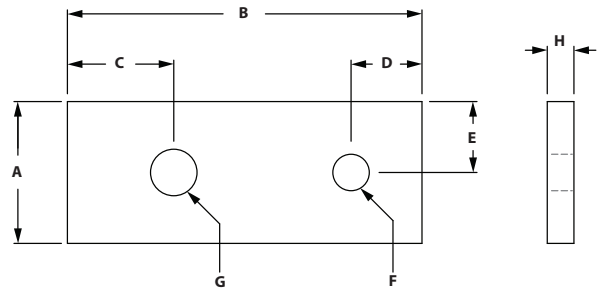


ITEM#	SERIES	A	B	C	D	E	F	G	H	J	K	L	M
653275	10 to 15	1.500"	1.500"	.188"	1.000"	.750"	.750"	1.500"	.257"	2.500"	1.500"	.750"	.328"

### RECOMMENDED FASTENERS

ITEM#	SERIES	QTY	BOLT	TNUT
651171	10	2	1/4-20 x 1/2" BHSCS	Economy
651129	15	2	5/16-18 x 11/16" FBHSCS	Economy

## 2 HOLE TRANSITION STRIP

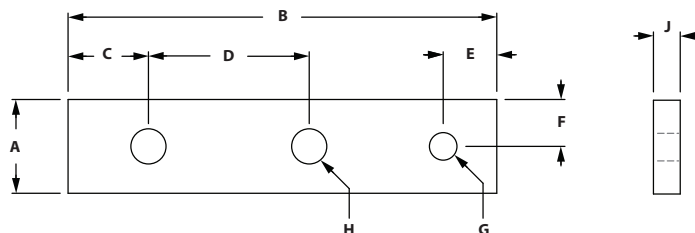


ITEM#	SERIES	A	B	C	D	E	F	G	H
653273	10 to 15	1.000"	2.500"	.750"	.500"	.500"	.257"	.328"	.188"

### RECOMMENDED FASTENERS

ITEM#	SERIES	QTY	BOLT	TNUT
651171	10	1	1/4-20 x 1/2" BHSCS	Economy
651129	15	1	5/16-18 x 11/16" FBHSCS	Economy

### 3 HOLE LARGE TRANSITION STRIP

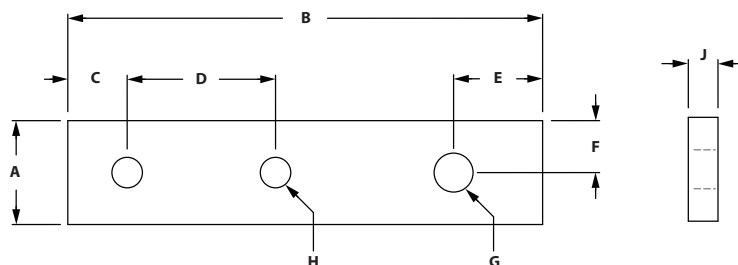


ITEM#	SERIES	A	B	C	D	E	F	G	H	J
653270	10 to 15	.875"	4.000"	.750"	1.500"	.500"	.438"	.257"	.328"	.250"

#### RECOMMENDED FASTENERS

ITEM#	SERIES	QTY	BOLT	TNUT
651171	10	1	1/4-20 x 1/2" BHSCS	Economy
651129	15	2	5/16-18 x 11/16" FBHSCS	Economy

### 3 HOLE SMALL TRANSITION STRIP



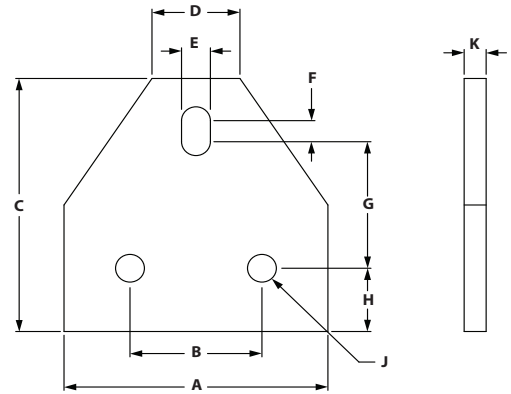
ITEM#	SERIES	A	B	C	D	E	F	G	H	J
653271	10 to 15	.875"	4.000"	.500"	1.250"	.750"	.438"	.328"	.257"	.250"

#### RECOMMENDED FASTENERS

ITEM#	SERIES	QTY	BOLT	TNUT
651171	10	2	1/4-20 x 1/2" BHSCS	Economy
651129	15	1	5/16-18 x 11/16" FBHSCS	Economy

# Fractional Brackets

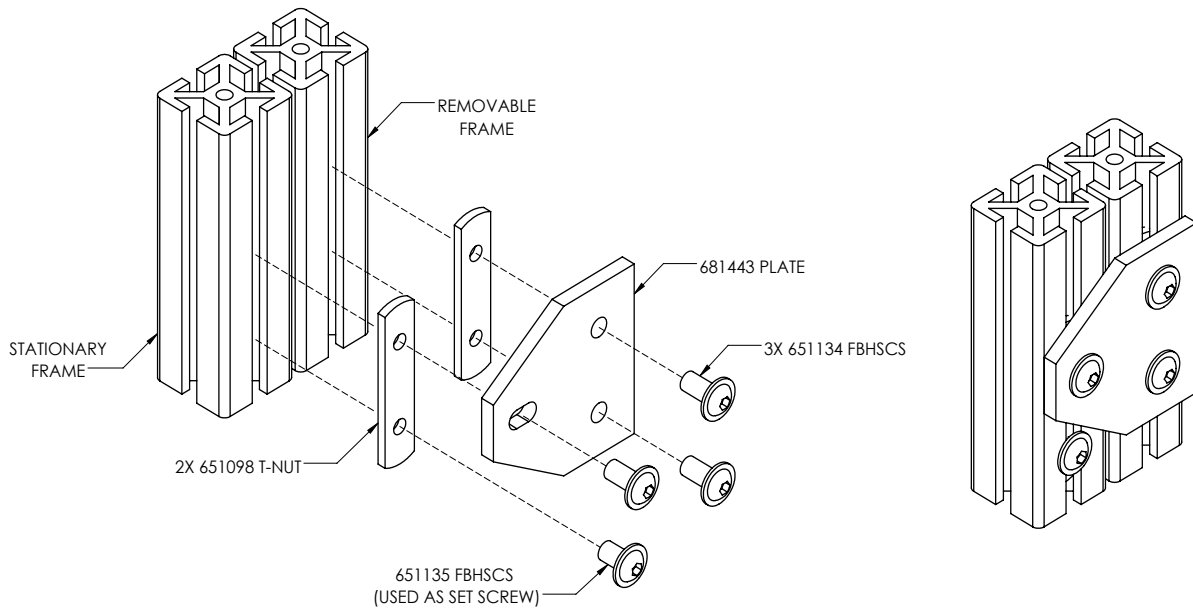
## REMOVEABLE PANEL PLATE



ITEM#	SERIES	A	B	C	D	E	F	G	H	J	K
681443	15	3.000"	1.500"	3.000"	1.000"	.328"	.250"	1.500"	.750"	.328"	.250"

### RECOMMENDED FASTENERS

ITEM#	SERIES	QTY	DESCRIPTION
651134	15	3	5/16-18 x 11/16" FBHSCS
651135	15	1	5/16-18 x 1/2" FBHSCS
651098	15	2	DBL Economy Tnut





# CONTENT

## 04 Fasteners

Fastener Application Test . . . . .	96
Economy T-nuts . . . . .	97-98
Standard T-nuts . . . . .	98
Drop In T-nuts . . . . .	99-100
Z-Nuts . . . . .	101
Economy Tslot Studs . . . . .	101
Butt Fasteners . . . . .	101
Anchor Fasteners . . . . .	102-103
Single Tab End Fastener . . . . .	103
End Fasteners . . . . .	104
Milling Connector . . . . .	105
Screws . . . . .	106-111
Washers & Hex Nuts . . . . .	112

## **04 FASTENERS FRACTIONAL**

# Fractional Fasteners

## RECOMMENDED TOOL SIZE FOR FASTENERS

THREAD SIZE	SHCS	BHSCS	FBHSCS	FHSCS
8-32	--	3/32"	--	--
10-32	5/32"	1/8"	--	--
1/4-20	3/16"	5/32"	5/32"	5/32"
5/16-18	1/4"	3/16"	3/16"	3/16"
3/8-16	5/16"	N/A	--	7/32"
M5	4mm	3mm	--	3mm
M6	5mm	4mm	--	4mm
M8	6mm	5mm	--	5mm
M10	8mm	6mm	--	6mm

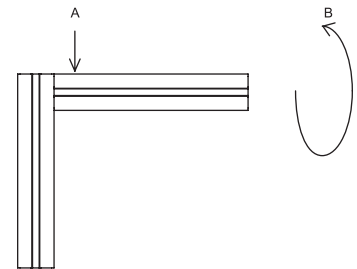
\* Numbers in chart reflect hex tool size required.

## FASTENER APPLICATION TEST

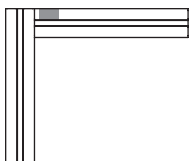
FASTENER	TS10-10		TS15-15L		TS15-15	
	A (lbs)	B	A (lbs)	B	A (lbs)	B
1	500	180 in/lbs	950	540 in/lbs	950	700 in/lbs
2	900	250 in/lbs	1,200	1,150 in/lbs	1,200	2,000 in/lbs
3	450	325 in/lbs	1,000	680 in/lbs	1,000	1,150 in/lbs
4	175	400 in/lbs	225	1,000 in/lbs	225	1,100 in/lbs
5	175	500 in/lbs	250	1,200 in/lbs	250	1,260 in/lbs
6	325	180 in/lbs	375	500 in/lbs	575	500 in/lbs
7	325	260 in/lbs	375	500 in/lbs	575	500 in/lbs

\* All forces are approximate.

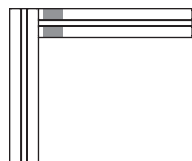
**A - DIRECT FORCE**  
**B - TORTIONAL FORCE**



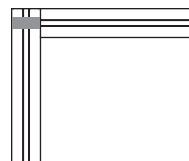
**1 - SINGLE ANCHOR**



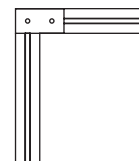
**2 - DOUBLE ANCHOR**



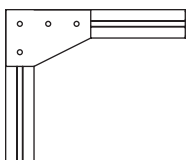
**3 - END FASTENER**



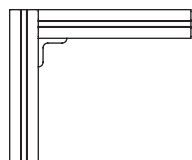
**4 - JOINING STRIP**



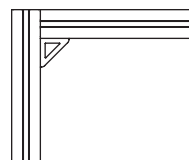
**5 - 90° JOINING PLATE**



**6 - CORNER BRACKET**



**7 - CORNER GUSSET**



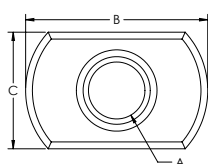


## ECONOMY T-NUTS

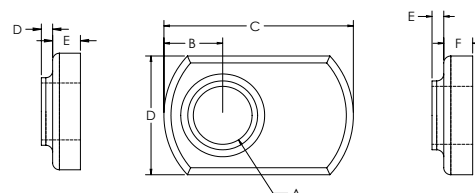


- Economical
- Extrusion end loading

CENTER THREAD



OFFSET THREAD



### CENTER THREAD

ITEM#	FINISH	SERIES	A	B	C	D	E
651465	Black Zinc	10	6-32	.866"	.434"	.040"	.094"
651095	Black Zinc	10	8-32	.866"	.434"	.040"	.094"
651096	Black Zinc	10	10-32	.866"	.434"	.040"	.094"
651163	Black Zinc	10	1/4-20	1.000"	.440"	.050"	.090"
651321	Bright Zinc	10	1/4-20	1.000"	.440"	.050"	.090"
651682	Stainless	10	1/4-20	1.000"	.440"	.050"	.090"
651322	Bright Zinc	15	1/4-20	.810"	.510"	.050"	.120"
651294	Stainless	15	1/4-20	.810"	.510"	.050"	.120"
651560	Black Zinc	15	5/16-18	.984"	.638"	.080"	.142"
651386	Bright Zinc	10	M6 x 1.0	.936"	.438"	.050"	.096"

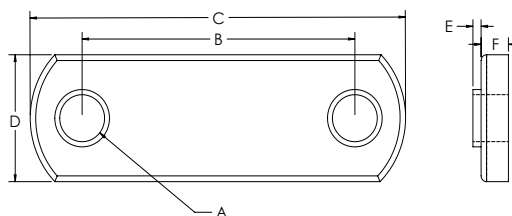
### OFFSET THREAD

ITEM#	FINISH	SERIES	A	B	C	D	E	F
651287	Stainless	10	10-32	.240"	.940"	.440"	.050"	.100"
651105	Black Zinc	15	1/4-20	.250"	.810"	.510"	.050"	.120"
651097	Black Zinc	15	5/16-18	.280"	1.000"	.640"	.080"	.140"
651316	Bright Zinc	15	5/16-18	.280"	1.000"	.640"	.080"	.140"
651288	Stainless	15	5/16-18	.280"	1.000"	.640"	.080"	.140"
651366	Bright Zinc	15	M6 x 1.0	.250"	.810"	.510"	.050"	.120"
651367	Bright Zinc	15	M8 x 1.25	.280"	1.000"	.640"	.080"	.140"

## DOUBLE ECONOMY T-NUTS



- Economical
- Extrusion end loading
- Convenient and better productivity over single economy T-Nut



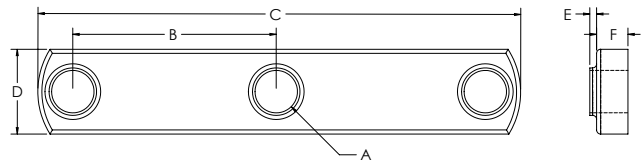
ITEM#	FINISH	SERIES	A	B	C	D	E	F
651100	Black Zinc	10	8-32	1.000"	1.375"	.443"	.030"	.100"
651099	Black Zinc	10	1/4-20	1.000"	1.869"	.443"	.030"	.100"
651331	Bright Zinc	10	M6 x 1.0	1.000"	1.875"	.443"	.030"	.100"
651098	Black Zinc	15	5/16-18	1.500"	2.810"	.625"	.030"	.148"
651406	Bright Zinc	15	M8 x 1.25	1.500"	3.000"	.630"	.030"	.100"

# Fractional Fasteners

## TRIPLE ECONOMY T-NUTS




- Economical
- Extrusion end loading
- Convenient and better productivity over single & double economy T-Nut

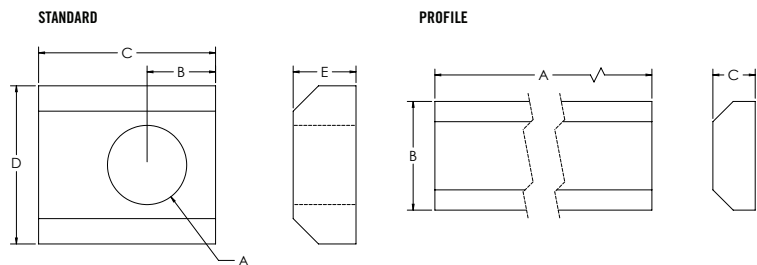


ITEM#	FINISH	SERIES	A	B	C	D	E	F
651106	Black Zinc	10	1/4-20	1.000"	2.450"	.450"	.050"	.225"
651104	Black Zinc	15	5/16-18	1.500"	3.562"	.625"	.050"	.231"
651427	Bright Zinc	10	M6 x 1.0	1.000"	2.450"	.443"	.050"	.144"
651336	Bright Zinc	15	M8 x 1.25	1.500"	3.562"	.638"	.080"	.222"

## STANDARD T-NUTS OFFSET



- Economical
- Extrusion end loading



ITEM#	FINISH	SERIES	A	B	C	D	E
651076	Black Zinc	10	10-32	.200"	.477"	.429"	.167"
651075	Black Zinc	10	1/4-20	.230"	.480"	.429"	.167"
651398	Bright Zinc	10	M5 x .8	.230"	.480"	.429"	.167"
651400	Bright Zinc	10	M6 x 1	.230"	.480"	.429"	.167"
651308	Bright Zinc	15	5/16-18	.270"	.698"	.624"	.248"
651072	Black Zinc	15	10-32	.270"	.698"	.624"	.248"
651073	Black Zinc	15	1/4-20	.270"	.698"	.624"	.248"
651074	Black Zinc	15	5/16-18	.270"	.698"	.624"	.248"
651393	Bright Zinc	15	M6 x 1	.270"	.698"	.624"	.248"
651395	Bright Zinc	15	M8 x 1.25	.270"	.698"	.624"	.248"

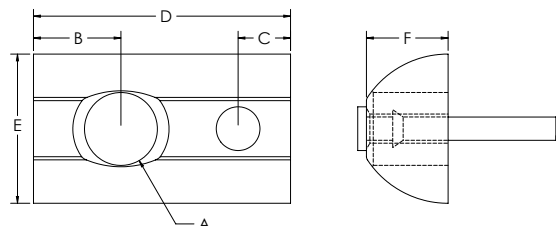
### PROFILE

ITEM#	FINISH	SERIES	A	B	C
651477	Mill Finish	10	36.000"	.429"	.167"
651475	Mill Finish	15	36.000"	.624"	.248"

## DROP IN T-NUTS WITH RUBBER HANDLE



- Reduces assembly time
- Easy to drop in slot when ends are closed off
- Rubber nub holds T-Nut in vertical

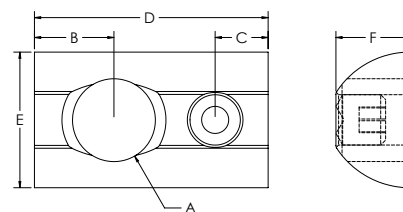


ITEM#	FINISH	SERIES	A	B	C	D	E	F
651157	Black Zinc	10	10-32	.200"	.100"	.630"	.400"	.200"
651325	Bright Zinc	10	10-32	.200"	.100"	.630"	.400"	.200"
651435	Stainless	10	1/4-20	.200"	.100"	.630"	.400"	.200"
651326	Bright Zinc	10	1/4-20	.200"	.100"	.630"	.400"	.200"
651158	Black Zinc	10	1/4-20	.200"	.100"	.630"	.400"	.200"
651402	Bright Zinc	10	M5 x .8	.200"	.100"	.630"	.400"	.200"
651403	Bright Zinc	10	M6 x 1	.200"	.100"	.630"	.400"	.200"
651103	Black Zinc	15	10-32	.300"	.180"	.880"	.510"	.280"
651102	Black Zinc	15	1/4-20	.300"	.180"	.880"	.510"	.280"
651101	Black Zinc	15	5/16-18	.300"	.180"	.880"	.510"	.280"
651318	Bright Zinc	15	5/16-18	.300"	.180"	.880"	.510"	.280"
651246	Stainless	15	1/4-20	.300"	.180"	.880"	.510"	.280"
651372	Bright Zinc	15	M6 x 1	.300"	.180"	.880"	.510"	.280"
651371	Bright Zinc	15	M8 x 1.25	.300"	.180"	.880"	.510"	.280"

## DROP IN T-NUTS WITH SET SCREW



- Reduces assembly time
- Easy to drop in slot when ends are closed off
- Set screw holds T-Nut in vertical



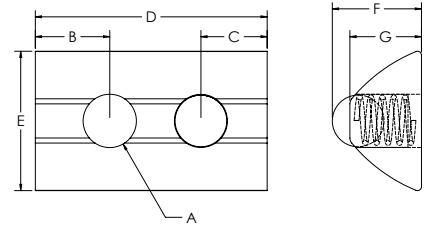
ITEM#	FINISH	SERIES	A	B	C	D	E	F	SET SCREW THREAD
651125	Black Zinc	10	10-32	.200"	.120"	.630"	.400"	.200"	10-32
651126	Black Zinc	10	1/4-20	.200"	.120"	.630"	.400"	.200"	10-32
651122	Black Zinc	15	10-32	.300"	.200"	.880"	.510"	.280"	10-32
651123	Black Zinc	15	1/4-20	.300"	.200"	.880"	.510"	.280"	10-32
651247	Stainless	15	1/4-20	.300"	.200"	.880"	.510"	.280"	10-32
651323	Bright Zinc	15	1/4-20	.300"	.200"	.880"	.510"	.280"	10-32
651124	Black Zinc	15	5/16-18	.300"	.200"	.880"	.510"	.280"	10-32
651248	Stainless	15	5/16-18	.300"	.200"	.880"	.510"	.280"	10-32
651324	Bright Zinc	15	5/16-18	.300"	.200"	.880"	.510"	.280"	10-32
651425	Bright Zinc	15	M6 x 1	.300"	.200"	.880"	.510"	.280"	10-32
651421	Bright Zinc	15	M8 x 1.25	.300"	.200"	.880"	.510"	.280"	M5 x .8

# Fractional Fasteners

## DROP IN T-NUTS WITH BALL BEARING



- Reduces assembly time
- Easy to drop in slot when ends are closed off
- Ball bearing holds T-Nut in vertical

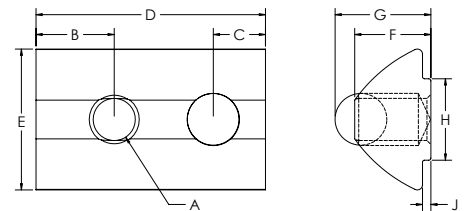


ITEM#	FINISH	SERIES	A	B	C	D	E	F	G
651467	Bright Zinc	10	8-32	.190"	.190"	.630"	.370"	.250"	.200"
651468	Bright Zinc	10	10-32	.190"	.190"	.630"	.390"	.250"	.200"
651469	Bright Zinc	10	1/4-20	.190"	.190"	.630"	.390"	0.25	.200"
651471	Bright Zinc	10	M5 x .8	.190"	.190"	.630"	.390"	.250"	.200"
651472	Bright Zinc	10	M6 x 1	.190"	.190"	.630"	.390"	.250"	.200"
651642	Bright Zinc	15	8-32	.280"	.250"	.880"	.520"	.330"	.270"
651643	Bright Zinc	15	10-32	.280"	.250"	.880"	.520"	.330"	.270"
651644	Bright Zinc	15	1/4-20	.280"	.250"	.880"	.520"	.350"	.270"
651645	Bright Zinc	15	5/16-18	.280"	.250"	.880"	.520"	.340"	.270"
651646	Bright Zinc	15	M5 x .8	.280"	.250"	.880"	.520"	.330"	.270"
651647	Bright Zinc	15	M6 x 1	.280"	.250"	.880"	.520"	.350"	.270"
651648	Bright Zinc	15	M8 x 1.25	.280"	.250"	.880"	.520"	.330"	.270"

## STEPPED DROP IN T-NUT WITH BALL BEARING



- Reduces assembly time
- Easy to drop in slot when ends are closed off
- Self aligning roll in slot nut with spring ball

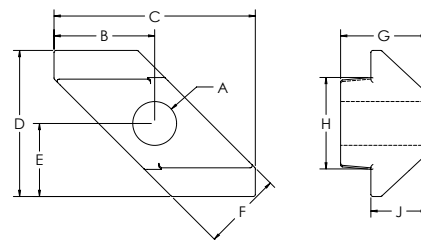


ITEM#	FINISH	SERIES	A	B	C	D	E	F	G	H	J
664114	Bright Zinc	15	1/4-20	.300"	.200"	.870"	.530"	.290"	.350"	.290"	.031"
664115	Bright Zinc	15	10-32	.300"	.200"	.870"	.530"	.290"	.350"	.290"	.031"
664116	Bright Zinc	15	5/16-18	.300"	.200"	.870"	.530"	.290"	.350"	.290"	.031"
664111	Bright Zinc	15	M5	.300"	.200"	.870"	.530"	.290"	.350"	.290"	.031"
664112	Bright Zinc	15	M6	.300"	.200"	.870"	.530"	.290"	.350"	.290"	.031"
664113	Bright Zinc	15	M8	.300"	.200"	.870"	.530"	.290"	.350"	.290"	.031"

## Z-NUTS



- Design allows for easy loading from extrusion slot
- Metric thread size only

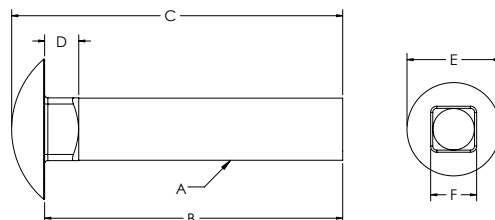


ITEM#	FINISH	SERIES	A	B	C	D	E	F	G	H	I
662002	Bright Zinc	15	M5	.380"	.760"	.551"	.276"	.299"	.327"	.345"	.213"
662001	Bright Zinc	15	M6	.380"	.760"	.551"	.276"	.299"	.327"	.345"	.213"

## ECONOMY T SLOT STUDS



- Extrusion end loading only

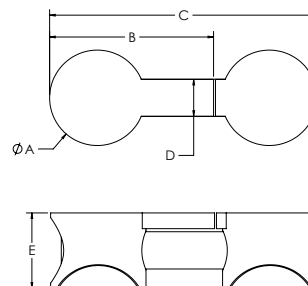


ITEM#	FINISH	A	B	C	D	E	F
651054	Bright Zinc	5/16-18	.750"	.916"	.172"	.704"	.316"
651058	Bright Zinc	5/16-18	1.000"	1.166"	.172"	.704"	.316"
651063	Bright Zinc	5/16-18	1.250"	1.416"	.172"	.704"	.316"
651066	Bright Zinc	5/16-18	1.500"	1.666"	.172"	.704"	.316"
651107	Bright Zinc	5/16-18	1.750"	1.916"	.172"	.704"	.316"
651255	Stainless	5/16-18	.750"	.916"	.172"	.704"	.316"
651261	Stainless	5/16-18	1.000"	1.166"	.172"	.704"	.316"

## BUTT FASTENERS



- Allows you to butt two extrusions end to end for maximum strength and alignment
- See page 466 for machining



ITEM#	FINISH	SERIES	A	B	C	D	E
651153	Bright Zinc	10	.560"	.730"	1.370"	.250"	.410"
651154	Bright Zinc	15	.800"	1.380"	2.240"	.310"	.630"
651633	Black	15	.800"	1.380"	2.240"	.310"	.630"

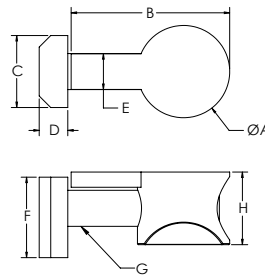
# Fractional Fasteners

## ANCHOR FASTENERS

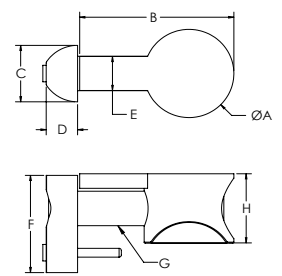


- Strongest of available fasteners
- Creates 90 degree Tslot connections
- All T-Nuts are offset
- See page 466 for machining services

STANDARD TNUT



DROP-IN TNUT



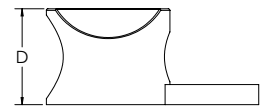
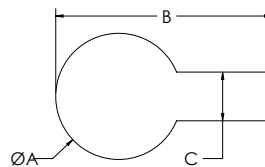
### WITH STANDARD T-NUT

ITEM#	FINISH	SERIES	A	B	C	D	E	F	G	H
651173	Bright Zinc	10	.560"	.730"	.429"	.167"	.250"	.477"	10-32 x 3/4 SHCS	.410"
651500	Bright Zinc	10	.560"	.730"	.429"	.170"	.250"	.480"	M5 x 18mm SHCS	.410"
651170	Black	10	.560"	.730"	.429"	.167"	.250"	.477"	10-32 x 3/4 SHCS	.410"
651281	Bright Zinc	15	.800"	1.380"	.624"	.250"	.310"	.700"	SS 5/16-18 x 1.25 SHCS	.630"
651146	Bright Zinc	15	.800"	1.380"	.624"	.250"	.310"	.700"	5/16-18 x 1.25 SHCS	.630"
651145	Black	15	.800"	1.380"	.624"	.250"	.310"	.700"	5/16-18 x 1.25 SHCS	.630"
651424	Bright Zinc	15	.800"	1.380"	.624"	.250"	.310"	.700"	M8 x 30mm SHCS	.630"

### WITH DROP-IN T-NUT

ITEM#	FINISH	SERIES	A	B	C	D	E	F	G	H
651149	Black	10	.560"	.730"	.400"	.200"	.250"	.630"	10-32 x 3/4 SHCS	.410"
651148	Bright Zinc	15	.800"	1.380"	.510"	.280"	.310"	.880"	5/16-18 x 1.25 SHCS	.630"

## ANCHOR FASTENER CAMS

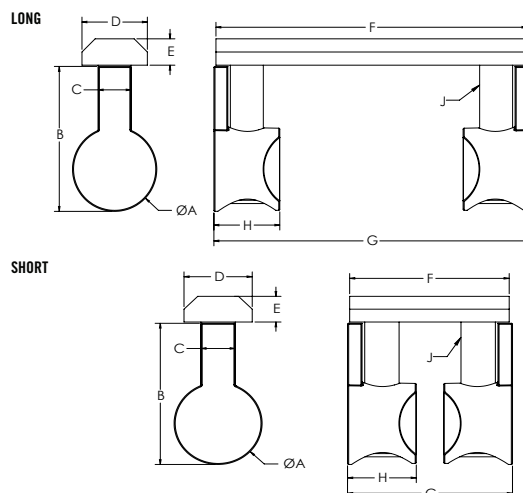


ITEM#	FINISH	SERIES	A	B	C	D
651174	Bright Zinc	10	.560"	.730"	.250"	.410"
651147	Bright Zinc	15	.800"	1.380"	.310"	.630"
651566	Black	10	.560"	.730"	.250"	.410"
651565	Black	15	.800"	1.380"	.310"	.630"

## DOUBLE ANCHOR FASTENERS



- Reduces assembly time when mating extrusions have opposing anchor fastener counterbores
- Strongest of available fasteners
- Creates 90 degree Tslot connections
- See page 466 for machining services



### SHORT WITH STANDARD T-NUT

ITEM#	FINISH	SERIES	A	B	C	D	E	F	G	H	J
651036	Bright Zinc	10	.560"	.730"	.250"	.436"	.177"	.950"	0.989"	.410"	10-32 x 3/4 SHCS
651044	Bright Zinc	15	.800"	1.380"	.310"	.630"	.250"	1.450"	1.500"	.630"	5/16-18 x 1.25 SHCS

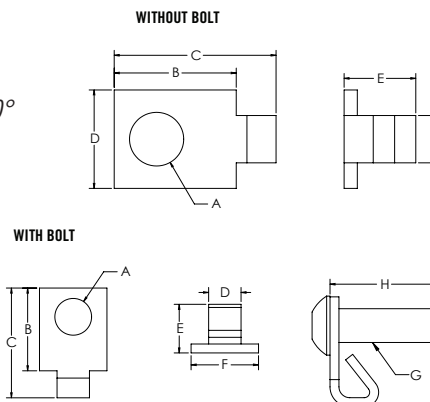
### LONG WITH STANDARD T-NUT

ITEM#	FINISH	SERIES	A	B	C	D	E	F	G	H	J
651038	Bright Zinc	10	.560"	.730"	.250"	.440"	.180"	1.970"	1.975"	.410"	10-32 x 3/4 SHCS
651045	Bright Zinc	15	.800"	1.380"	.310"	.620"	.250"	2.950"	2.989"	.630"	5/16-18 x 1.25 SHCS

## SINGLE TAB END FASTENERS



- Allows for panels to mate in slots without having to notch panels
- Provides hidden fastener when connecting extrusions at 90°
- Mating extrusions glide over end fastener
- Tapping service required in the extrusion base end and access hole in the mating extrusions
- Prevents mating extrusion from rotating



### WITHOUT BOLTS

ITEM#	FINISH	SERIES	A	B	C	D	E	F
651568	Bright Zinc	10	.275"	.489"	.645"	.431"	.293"	.240"
651495	Black Zinc	15	.340"	.770"	1.020"	.300"	.450"	.620"

### WITH BOLTS

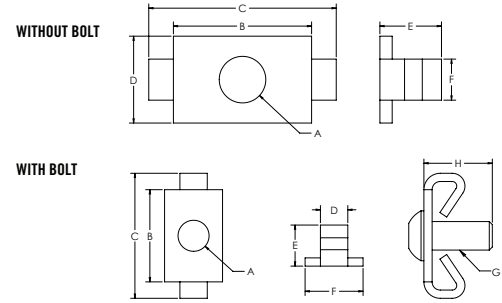
ITEM#	FINISH	SERIES	A	B	C	D	E	F	G	H
651501	Bright Zinc	15	.340"	.770"	1.020"	.300"	.450"	.620"	5/16-18 X 3/4 SHCS	1.000"

# Fractional Fasteners

## END FASTENERS



- Provides a hidden fastener when connecting extrusions at 90 degrees
- Mating extrusions glide over end fastener
- Tapping service required in the extrusion base end and access hole in the mating extrusion
- Prevents mating extrusion from rotating



### WITHOUT BOLT

ITEM#	FINISH	SERIES	A	B	C	D	E	F
651291	Bright Zinc	10	.280"	.630"	.890"	.430"	.340"	.250"
651159	Black Zinc	10	.280"	.630"	.890"	.430"	.340"	.250"
651289	Bright Zinc	15	.340"	1.010"	1.370"	.640"	.450"	.300"
651160	Black Zinc	15	.340"	1.010"	1.370"	.640"	.450"	.300"

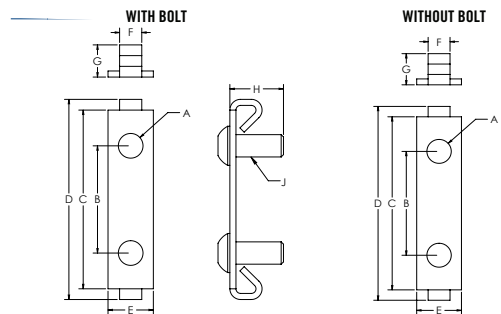
### WITH BOLT

ITEM#	FINISH	SERIES	A	B	C	D	E	F	G	H
651162	Black Zinc	10	.280"	.630"	.890"	.250"	.340"	.430"	1/4-20 x 3/4 BHSCS	.750"
651292	Bright Zinc	10	.280"	.630"	.890"	.250"	.340"	.430"	SS 1/4-20 x 3/4 BHSCS	.750"
651422	Bright Zinc	10	.280"	.630"	.890"	.250"	.340"	.430"	M6 x 20mm BHSCS	.790"
651161	Black Zinc	15	.340"	1.010"	1.370"	.300"	.450"	.640"	5/16-18 x 3/4 BHSCS	.750"
651290	Bright Zinc	15	.340"	1.010"	1.370"	.300"	.450"	.640"	SS 5/16-18 x 3/4 BHSCS	.750"
651418	Bright Zinc	15	.340"	1.010"	1.370"	.300"	.450"	.640"	M8 x 20mm BHSCS	.790"

## DOUBLE END FASTENERS



- Provides a hidden fastener when connecting extrusions at 90 degrees
- Mating extrusions glide over end fastener
- Tapping service required in the extrusion base end and access hole in the mating extrusion
- Prevents mating extrusion from rotating



### WITHOUT BOLT

ITEM#	FINISH	SERIES	A	B	C	D	E	F	G
651329	Bright Zinc	10	.280"	1.000"	1.630"	1.880"	.430"	.250"	.340"
651139	Black Zinc	10	.280"	1.000"	1.630"	1.880"	.430"	.250"	.340"
651330	Bright Zinc	15	.350"	1.500"	2.500"	2.800"	.640"	.310"	.450"
651140	Black Zinc	15	.350"	1.500"	2.500"	2.800"	.640"	.310"	.450"

### WITH BOLTS

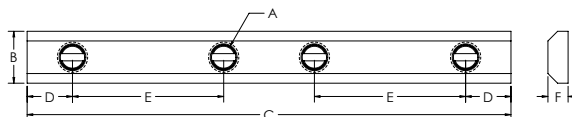
ITEM#	FINISH	SERIES	A	B	C	D	E	F	G	H	J
651137	Black Zinc	10	.280"	1.000"	1.630"	1.880"	.430"	.250"	.340"	.750"	1/4-20 x 3/4 BHSCS
651327	Bright Zinc	10	.280"	1.000"	1.630"	1.880"	.430"	.250"	.340"	.750"	SS 1/4-20 x 3/4 BHSCS
651428	Bright Zinc	10	.280"	1.000"	1.630"	1.880"	.430"	.250"	.340"	.790"	M6 x 25mm BHSCS
651138	Black Zinc	15	.350"	1.500"	2.500"	2.800"	.640"	.310"	.450"	.750"	5/16-18 x 3/4 BHSCS
651328	Bright Zinc	15	.350"	1.500"	2.500"	2.800"	.640"	.310"	.450"	.750"	SS 5/16-18 x 3/4 BHSCS
651429	Bright Zinc	15	.350"	1.500"	2.500"	2.800"	.640"	.310"	.450"	.980"	M8 x 25mm BHSCS



## CONNECTOR LINK



- Fastening link to connect similar series profiles together
- Requires no machining

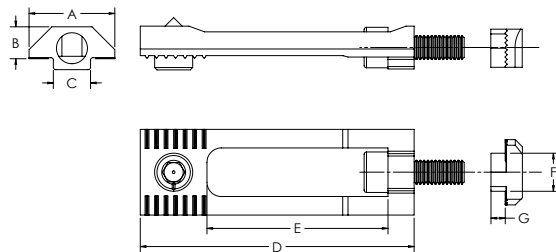


ITEM#	FINISH	SERIES	A	B	C	D	E	F
662005	Black Zinc	10	1/4-20	.430"	4.000"	.380"	1.250"	.170"
662075	Black Zinc	15	5/16-18	.620"	6.000"	.500"	2.000"	.250"

## MILLING CONNECTOR



- For fast connection of two tslot profiles, zinc plated
- Requires no machining



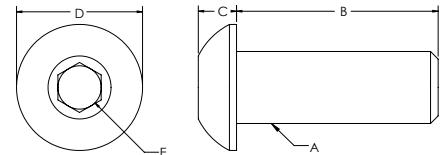
ITEM#	FINISH	SERIES	A	B	C	D	E	F
655815	Bright Zinc	15	.709"	.264"	.307"	2.264"	1.496"	.315"

# Fractional Fasteners

## BUTTON HEAD SOCKET CAP SCREWS



- Grade 8 or stronger
- Alloy steel
- ANSI B18.3 rating



ITEM#	FINISH	A	B	C	D	E
651020	Black Phosphate	6-32	3/8"	0.068"	0.256"	5/64
651006	Black Phosphate	8-32	1/2"	0.082"	0.305"	3/32
651007	Black Phosphate	8-32	7/8"	0.082"	0.305"	3/32
651008	Black Phosphate	10-32	3/8"	0.096"	0.354"	1/8
651011	Black Phosphate	10-32	1/2"	0.096"	0.354"	1/8
651012	Black Phosphate	10-32	5/8"	0.096"	0.354"	1/8
651015	Black Phosphate	10-32	3/4"	0.096"	0.354"	1/8
651302	Stainless	10-32	3/8"	0.096"	0.354"	1/8
651304	Stainless	10-32	1/2"	0.096"	0.354"	1/8
651306	Stainless	10-32	5/8"	0.096"	0.354"	1/8
651019	Black Phosphate	1/4-20	3/8"	0.127"	0.428"	5/32
651021	Black Phosphate	1/4-20	1/2"	0.127"	0.428"	5/32
651023	Black Phosphate	1/4-20	5/8"	0.127"	0.428"	5/32
651025	Black Phosphate	1/4-20	3/4"	0.127"	0.428"	5/32
651462	Black Phosphate	1/4-20	1"	0.127"	0.428"	5/32
651463	Black Phosphate	1/4-20	1-1/4"	0.127"	0.428"	5/32
651296	Stainless	1/4-20	3/8"	0.127"	0.428"	5/32
651298	Stainless	1/4-20	1/2"	0.127"	0.428"	5/32
651284	Stainless	1/4-20	5/8"	0.127"	0.428"	5/32
651300	Stainless	1/4-20	3/4"	0.127"	0.428"	5/32
651048	Black Phosphate	5/16-18	1/2"	0.159"	0.537"	3/16
651051	Black Phosphate	5/16-18	5/8"	0.159"	0.537"	3/16
651053	Black Phosphate	5/16-18	3/4"	0.159"	0.537"	3/16
651055	Black Phosphate	5/16-18	7/8"	0.159"	0.537"	3/16
651056	Black Phosphate	5/16-18	1"	0.159"	0.537"	3/16
651249	Stainless	5/16-18	1/2"	0.159"	0.537"	3/16
651251	Stainless	5/16-18	5/8"	0.159"	0.537"	3/16
651253	Stainless	5/16-18	3/4"	0.159"	0.537"	3/16
651256	Stainless	5/16-18	7/8"	0.159"	0.537"	3/16
651259	Stainless	5/16-18	1"	0.159"	0.537"	3/16

CONTINUED NEXT PAGE

## BUTTON HEAD SOCKET CAP SCREW COMBINATION PARTS

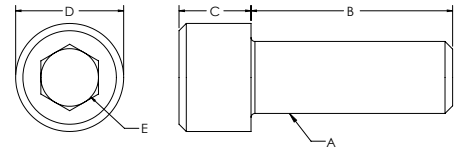
ITEM#	SERIES	BOLT ITEM	FINISH	THREAD	LENGTH	TNUT ITEM	TNUT TYPE	FINISH	WASHER ITEM
651176	10	651021	Black Phosphate	1/4-20	1/2"	651163	Economy	Black Zinc	651080
651177	10	651021	Black Phosphate	1/4-20	1/2"	651126	Drop-In	Black Zinc	651080
651171	10	651021	Black Phosphate	1/4-20	1/2"	651163	Economy	Black Zinc	--
651172	10	651021	Black Phosphate	1/4-20	1/2"	651326	Drop-In	Bright Zinc	--
651490	10	651021	Black Phosphate	1/4-20	1/2"	651099	DBL Economy	Black Zinc	--
651152	10	651023	Black Phosphate	1/4-20	5/8"	--	--	--	651080
651274	10	651284	Stainless Steel	1/4-20	5/8"	651294	Economy	Stainless Steel	651279
651216	10	651025	Black Phosphate	1/4-20	3/4"	651077	Hex Nut	Black Zinc	651080
651155	10	651025	Black Phosphate	1/4-20	3/4"	651163	Economy	Black Zinc	651080
651156	10	651025	Black Phosphate	1/4-20	3/4"	651326	Drop-In	Black Zinc	651080
651190	15	651051	Black Phosphate	5/16-18	5/8"	651097	Economy	Black Zinc	651081
651192	15	651051	Black Phosphate	5/16-18	5/8"	651645	Drop-In	Bright Zinc	651081
651150	15	651051	Black Phosphate	5/16-18	5/8"	651097	Economy	Black Zinc	--
651258	15	651251	Stainless Steel	5/16-18	5/8"	651288	Economy	Stainless Steel	651280
651193	15	651053	Black Phosphate	5/16-18	3/4"	651097	Economy	Black Zinc	651081
651194	15	651053	Black Phosphate	5/16-18	3/4"	651645	Drop-In	Bright Zinc	651081
651195	15	651053	Black Phosphate	5/16-18	3/4"	651078	Hex Nut	Black Zinc	651081
651151	15	651053	Black Phosphate	5/16-18	3/4"	--	--	--	651081
651265	15	651253	Stainless Steel	5/16-18	3/4"	651288	Economy	Stainless Steel	651280
651197	15	651056	Black Phosphate	5/16-18	1"	651645	Drop-In	Bright Zinc	651081
651266	15	651259	Stainless Steel	5/16-18	1"	651288	Economy	Stainless Steel	651280

# Fractional Fasteners

## SOCKET HEAD CAP SCREWS



- Grade 8 or stronger
- Alloy steel
- ANSI B18.3 rating



ITEM#	FINISH	A	B	C	D	E
658590	Black Phosphate	8 32	7/16"	0.162"	0.266"	9/64
658591	Black Phosphate	8 32	5/8"	0.162"	0.266"	9/64
658588	Black Phosphate	8 32	3/4"	0.162"	0.266"	9/64
658589	Black Phosphate	8 32	1"	0.162"	0.266"	9/64
651009	Black Phosphate	10 32	3/8"	0.188"	0.305"	5/32
651010	Black Phosphate	10 32	1/2"	0.188"	0.305"	5/32
651013	Black Phosphate	10 32	5/8"	0.188"	0.305"	5/32
651293	Stainless	10 32	3/4"	0.188"	0.305"	5/32
651301	Stainless	10 32	3/8"	0.188"	0.305"	5/32
651303	Stainless	10 32	1/2"	0.188"	0.305"	5/32
651305	Stainless	10 32	5/8"	0.188"	0.305"	5/32
651017	Black Phosphate	10 32	3/4"	0.188"	0.305"	5/32
651018	Black Phosphate	1/4 20	3/8"	0.247"	0.366"	3/16
651022	Black Phosphate	1/4 20	1/2"	0.247"	0.366"	3/16
651024	Black Phosphate	1/4 20	5/8"	0.247"	0.366"	3/16
651027	Black Phosphate	1/4 20	3/4"	0.247"	0.366"	3/16
651028	Black Phosphate	1/4 20	7/8"	0.247"	0.366"	3/16
651029	Black Phosphate	1/4 20	1"	0.247"	0.366"	3/16
651030	Black Phosphate	1/4 20	1-1/4"	0.247"	0.366"	3/16
651031	Black Phosphate	1/4 20	1-1/2"	0.247"	0.366"	3/16
651489	Black Phosphate	1/4 20	2-1/2"	0.247"	0.366"	3/16
651295	Stainless	1/4 20	3/8"	0.247"	0.366"	3/16
651297	Stainless	1/4 20	1/2"	0.247"	0.366"	3/16
651299	Stainless	1/4 20	3/4"	0.247"	0.366"	3/16
651286	Stainless	1/4 20	1"	0.247"	0.366"	3/16
651250	Stainless	5/16 18	1/2"	0.309"	0.463"	1/4
651252	Stainless	5/16 18	5/8"	0.309"	0.463"	1/4
651254	Stainless	5/16 18	3/4"	0.309"	0.463"	1/4
651257	Stainless	5/16 18	7/8"	0.309"	0.463"	1/4
651260	Stainless	5/16 18	1"	0.309"	0.463"	1/4
651262	Stainless	5/16 18	1-1/4"	0.309"	0.463"	1/4
651049	Black Phosphate	5/16 18	1/2"	0.309"	0.463"	1/4
651050	Black Phosphate	5/16 18	5/8"	0.309"	0.463"	1/4
651052	Black Phosphate	5/16 18	3/4"	0.309"	0.463"	1/4
651057	Black Phosphate	5/16 18	7/8"	0.309"	0.463"	1/4
651059	Black Phosphate	5/16 18	1"	0.309"	0.463"	1/4
651060	Black Phosphate	5/16 18	1-1/4"	0.309"	0.463"	1/4

CONTINUED NEXT PAGE

ITEM#	FINISH	A	B	C	D	E
651064	Black Phosphate	5/16 18	1-1/2"	0.309"	0.463"	1/4
651650	Black Phosphate	5/16 18	1-3/4"	0.309"	0.463"	1/4
651651	Black Phosphate	5/16 18	2"	0.309"	0.463"	1/4
651652	Black Phosphate	5/16 18	2-1/4"	0.309"	0.463"	1/4
651653	Black Phosphate	5/16 18	2-1/2"	0.309"	0.463"	1/4
651654	Black Phosphate	5/16 18	3"	0.309"	0.463"	1/4
651488	Black Phosphate	5/16 18	3-1/2"	0.309"	0.463"	1/4
651061	Black Phosphate	3/8 16	1"	0.372"	0.558"	5/16
651062	Black Phosphate	3/8 16	3/4"	0.372"	0.558"	5/16

## SOCKET HEAD CAP SCREWS COMBINATION PARTS

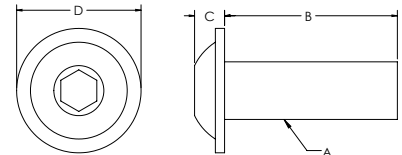
ITEM#	SERIES	BOLT ITEM	FINISH	THREAD	LENGTH	TNUT ITEM	TNUT TYPE	FINISH	WASHER ITEM
651206	10	651013	Black Phosphate	10-32	5/8"	651014	Hex Nut	Black Zinc	651016
651234	10	651022	Black Phosphate	1/4-20	1/2"	651163	Economy	Black Zinc	--
651235	10	651022	Black Phosphate	1/4-20	1/2"	651469	Drop-In	Bright Zinc	--
651236	10	651024	Black Phosphate	1/4-20	5/8"	651163	Economy	Black Zinc	--
651240	10	651024	Black Phosphate	1/4-20	5/8"	651163	Economy	Black Zinc	651080
651117	10	651027	Black Phosphate	1/4-20	3/4"	651163	Economy	Black Zinc	--
651175	10	651027	Black Phosphate	1/4-20	3/4"	651158	Drop-In	Black Zinc	--
651118	10	651028	Black Phosphate	1/4-20	7/8"	651163	Economy	Black Zinc	--
651119	10	651029	Black Phosphate	1/4-20	1"	651163	Economy	Black Zinc	--
651120	10	651030	Black Phosphate	1/4-20	1-1/4"	651163	Economy	Black Zinc	--
651121	10	651031	Black Phosphate	1/4-20	1-1/2"	651163	Economy	Black Zinc	--
651483	10	651489	Black Phosphate	1/4-20	2-1/2"	651163	Economy	Black Zinc	--
651199	15	651049	Black Phosphate	5/16-18	1/2"	651097	Economy	Black Zinc	--
651267	15	651250	Stainless Steel	5/16-18	1/2"	651288	Economy	Stainless Steel	--
651201	15	651050	Black Phosphate	5/16-18	5/8"	651097	Economy	Black Zinc	--
651209	15	651050	Black Phosphate	5/16-18	5/8"	651097	Economy	Black Zinc	651081
651268	15	651252	Stainless Steel	5/16-18	5/8"	651288	Economy	Stainless Steel	--
651202	15	651052	Black Phosphate	5/16-18	3/4"	651097	Economy	Black Zinc	--
651213	15	651052	Black Phosphate	5/16-18	3/4"	651097	Economy	Black Zinc	651081
651215	15	651052	Black Phosphate	5/16-18	3/4"	651645	Drop-In	Bright Zinc	651081
651205	15	651057	Black Phosphate	5/16-18	7/8"	651097	Economy	Black Zinc	--
651207	15	651057	Black Phosphate	5/16-18	7/8"	651645	Drop-In	Bright Zinc	--
651198	15	651057	Black Phosphate	5/16-18	7/8"	651078	Hex Nut	Black Zinc	651081
651217	15	651059	Black Phosphate	5/16-18	1"	651097	Economy	Black Zinc	651081
651482	15	651060	Black Phosphate	5/16-18	1-1/4"	651097	Economy	Black Zinc	--
651487	15	651064	Black Phosphate	5/16-18	1-1/2"	651097	Economy	Black Zinc	--
651485	15	651654	Black Phosphate	5/16-18	3"	651097	Economy	Black Zinc	--
651486	15	651488	Black Phosphate	5/16-18	3-1/2"	651097	Economy	Black Zinc	--

# Fractional Fasteners

## FLANGED BUTTON HEAD SOCKET CAP SCREWS



- Grade 8 or stronger
- Alloy steel
- ANSI B18.3 rating



ITEM#	FINISH	A	B	C	D	E
651169	Black Phosphate	1/4 20	3/8"	.130"	.540"	3/16
651136	Black Phosphate	1/4 20	1/2"	.130"	.540"	3/16
651026	Black Phosphate	1/4 20	3/4"	.130"	.540"	3/16
651135	Black Phosphate	5/16 18	1/2"	.174"	.675"	1/4
651134	Black Phosphate	5/16 18	11/16"	.174"	.675"	1/4
651634*	Black Phosphate	5/16 18	11/16"	.174"	.675"	1/4

\* 651634 comes with Loctite

## FLANGED BUTTON HEAD SOCKET CAP SCREW COMBINATION PARTS

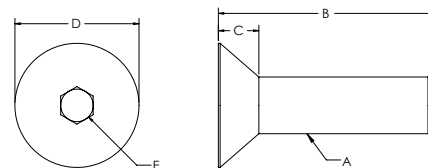
ITEM#	SERIES	BOLT ITEM	FINISH	THREAD	LENGTH	TNUT ITEM	TNUT TYPE	FINISH	WASHER ITEM
651166	10	651169	Black Phosphate	1/4-20	3/8"	651163	Economy	Black Zinc	--
651130	10	651136	Black Phosphate	1/4-20	1/2"	651163	Economy	Black Zinc	--
651224	10	651136	Black Phosphate	1/4-20	1/2"	651326	Drop-In	Bright Zinc	--
651142	10	651136	Black Phosphate	1/4-20	1/2"	651099	DBL Economy	Black Zinc	--
651144	10	651136	Black Phosphate	1/4-20	1/2"	651106	TRPL Economy	Black Zinc	--
651164	10	651026	Black Phosphate	1/4-20	3/4"	651163	Economy	Black Zinc	--
651228	10	651026	Black Phosphate	1/4-20	3/4"	651326	Drop-In	Black Zinc	--
651002	10	651026	Black Phosphate	1/4-20	3/4"	651077	Hex Nut	Black Zinc	651080
651127	15	651135	Black Phosphate	5/16-18	1/2"	651645	Drop-In	Bright Zinc	--
651128	15	651135	Black Phosphate	5/16-18	1/2"	651097	Economy	Black Zinc	--
651132	15	651134	Black Phosphate	5/16-18	11/16"	651645	Drop In	Bright Zinc	--
651210	15	651134	Black Phosphate	5/16-18	11/16"	651078	Hex Nut	Black Zinc	651081
651129	15	651134	Black Phosphate	5/16-18	11/16"	651097	Economy	Black Zinc	--
651141	15	651134	Black Phosphate	5/16-18	11/16"	651098	DBL Economy	Black Zinc	--
651143	15	651134	Black Phosphate	5/16-18	11/16"	651104	TRPL Economy	Black Zinc	--
651635*	15	651634	Black Phosphate	5/16-18	11/16"	651097	Economy	Black Zinc	--
651636*	15	651634	Black Phosphate	5/16-18	11/16"	651098	DBL Economy	Black Zinc	--
651637*	15	651634	Black Phosphate	5/16-18	11/16"	651104	TRPL Economy	Black Zinc	--

\* Comes with Loctite bolts

## FLATHEAD SOCKET CAP SCREWS



- Grade 8 or stronger
- Alloy steel
- ANSI B18.3 rating



ITEM#	FINISH	A	B	C	D	E
651466	Black Phosphate	6-32	1/2"	0.097"	0.285"	5/64
651188	Black Phosphate	6-32	3/8"	0.097"	0.285"	5/64
651005	Black Phosphate	10-32	1/2"	0.127"	0.385"	1/8
651179	Black Phosphate	10-32	1/2"	0.127"	0.385"	1/8
651178	Black Phosphate	1/4-20	1/2"	0.161"	0.505"	5/32
651180	Black Phosphate	1/4-20	5/8"	0.161"	0.505"	5/32
651540	Black Phosphate	1/4-20	3/4"	0.161"	0.505"	5/32
651181	Black Phosphate	5/16-18	5/8"	0.198"	0.628"	3/16
651182	Black Phosphate	5/16-18	3/4"	0.198"	0.628"	3/16
658017	Black Phosphate	5/16-18	1"	0.198"	0.628"	3/16
651187	Black Phosphate	3/8-16	3/4"	0.234"	0.751"	7/32

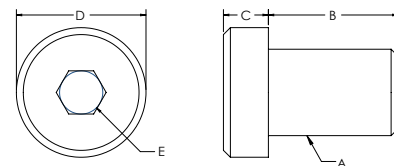
### FLATHEAD SOCKET CAP SCREW COMBINATION PARTS

ITEM#	SERIES	BOLT ITEM	FINISH	THREAD	LENGTH	TNUT ITEM	TNUT TYPE	FINISH
651185	10	651178	Black Phosphate	1/4-20	1/2"	651163	Economy	Black Zinc
651186	10	651178	Black Phosphate	1/4-20	1/2"	651158	Drop-In	Black Zinc
651545	10	651180	Black Phosphate	1/4-20	5/8"	651105	Economy	Black Zinc
651183	15	651181	Black Phosphate	5/16-18	5/8"	651097	Economy	Black Zinc
651184	15	651181	Black Phosphate	5/16-18	5/8"	651645	Drop-In	Bright Zinc

## LOWHEAD SOCKET CAP SCREWS



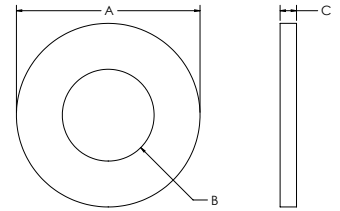
- Grade 8 or stronger
- Alloy steel
- ANSI B18.3 rating



ITEM#	FINISH	A	B	C	D	E
651474	Black Phosphate	1/4-20	3/8"	.123"	0.372"	.125"
651003	Black Phosphate	1/4-20	1"	.123"	0.372"	.125"
651004	Black Phosphate	5/16-18	1-1/4"	.154"	0.434"	.156"

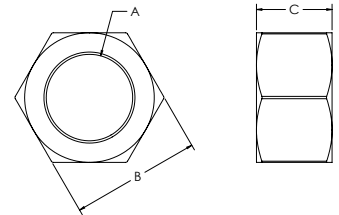
# Fractional Fasteners

## WASHERS



ITEM#	FINISH	TYPE	A	B	C
651016	Black Zinc	10-32	.500"	.219"	.050"
651080	Black Zinc	1/4"	.625"	.291"	.060"
651081	Black Zinc	5/16"	.688"	.354"	.069"
651082	Black Zinc	3/8"	.813"	.415"	.069"
651083	Black Zinc	1/2"	1.063"	.531"	.095"
651279	Stainless	1/4"	.625"	.281"	.048"
651280	Stainless	5/16"	.745"	.344"	.048"

## HEX NUTS



ITEM#	FINISH	A	B	C
651014	Black Zinc	10-32	.375"	.125"
651077	Black Zinc	1/4-20	.438"	.215"
651078	Black Zinc	5/16-18	.500"	.261"
651310	Bright Zinc	5/16-18	.500"	.328"
651079	Black Zinc	3/8	.553"	.328"





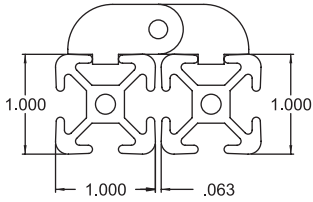
# CONTENT

## 05 TSLOTS Hardware

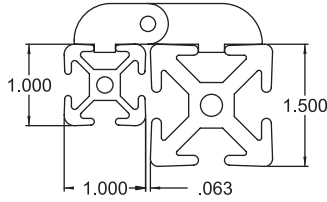
Hinges	116-124
Handles	124-127
Door Catches	127-132
Door Slide Track	133
Cup Holder	133
Tube Clamps	134
End Caps	135
Tool Hangers & Slot Covers	136-137
Manifold Plates	137-141
Binder & Sensor Blocks	142-143
Casters	144-148
Caster Base Plates	149-150
Glides, Mounts And Feet	151-153
Base Plates	154-157
Base Plate - Floor Mounts	158
45° Supports	159
Pivot Joints	160
Dynamic Hinges & Arms	161-164
Dynamic Hinge Assemblies	165-170
Pivot Bracket - 90°	171
Structural Hinges & Arms	172-176
Structural Hinges Assemblies	177-182

# 05 HARDWARE FRACTIONAL

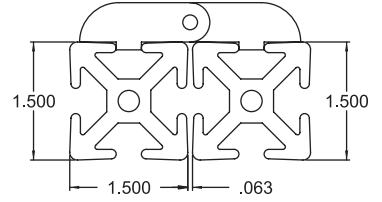
# TSLOTS Hardware



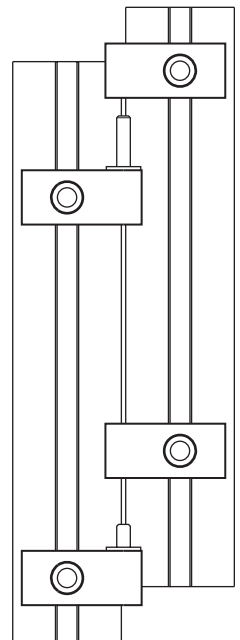
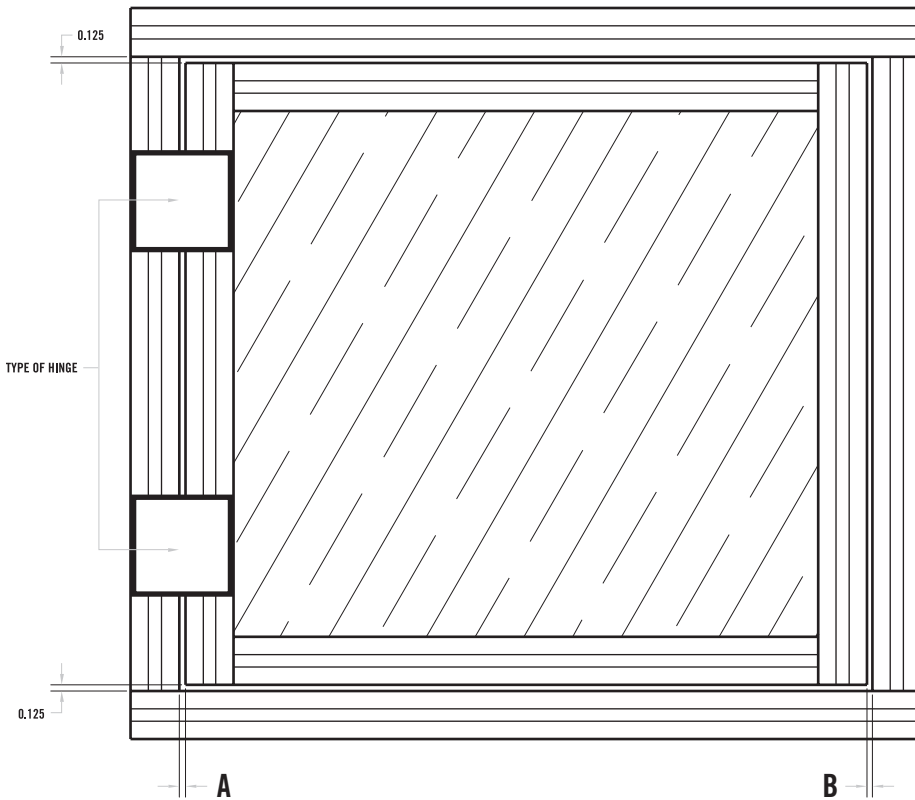
**10 Series**



**10 to 15 Series**



**15 Series**



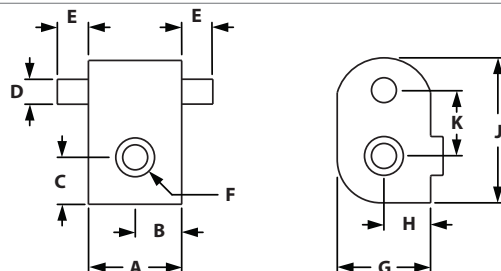
HINGE TYPE	DIMENSION A	DIMENSION B
15 S Lift Off Hinge Assembly	.063"	.187"
10 S Lift Off Hinge Assembly	.063"	.187"
10 S to 15 S Lift Off Hinge Assembly	.063"	.187"
15 S Aluminum Hinge (655082)	.125"	.125"
10 S Aluminum Hinge (655083)	.063"	.187"
10 S to 15 S Aluminum Hinge (655081)	.125"	.125"

\* Note: For all doors, make the door .25" smaller in height and width than the door frame.

## LIFT OFF HINGES



- Stronger connection
- Longer lasting dowel pin and bronze bushing
- Mounting fasteners included



### RIGHT HAND HINGES

ITEM#	SERIES	PIN	A	B	C	D	E	F	G	H	J	K
655070	10	Long	.750"	.375"	.377"	.250"	.750"	10-32	.500"	.250"	1.156"	.529"
655072	10	Short	.750"	.375"	.377"	.250"	.360"	10-32	.500"	.250"	1.156"	.529"
655089	15	Long	.750"	.375"	.625"	.250"	.750"	1/4-20	.500"	.250"	1.655"	.780"
655091	15	Short	.750"	.375"	.625"	.250"	.360"	1/4-20	.500"	.250"	1.655"	.780"

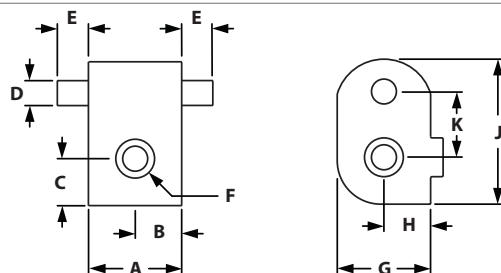
### LEFT HAND HINGES

ITEM#	SERIES	PIN	A	B	C	D	E	F	G	H	J	K
655071	10	Long	.750"	.375"	.377"	.250"	.750"	10-32	.500"	.250"	1.156"	.529"
655073	10	Short	.750"	.375"	.377"	.250"	.360"	10-32	.500"	.250"	1.156"	.529"
655090	15	Long	.750"	.375"	.625"	.250"	.750"	1/4-20	.500"	.250"	1.655"	.780"
655092	15	Short	.750"	.375"	.625"	.250"	.360"	1/4-20	.500"	.250"	1.655"	.780"

## TWO PIN HINGES



- Stronger connection
- Longer lasting dowel pin and bronze bushing
- Mounting fasteners included



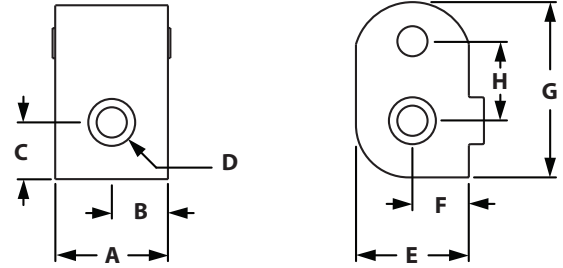
ITEM#	SERIES	A	B	C	D	E	F	G	H	J	K
655075	10	.750"	.375"	.377"	.250"	.360"	10-32	.500"	.250"	1.156"	.529"
655094	15	.750"	.375"	.625"	.250"	.360"	1/4-20	.500"	.250"	1.655"	.780"

# Lift Off Hinges

## HINGE BUSHINGS



- Bushing for lift off hinges to create assemblies
- Bronze bushing used for durability
- Mounting fasteners included



ITEM#	SERIES	A	B	C	D	E	F	G	H	J	K
655074	10	.750"	.375"	.377"	N/A	N/A	10-32	.500"	.250"	1.156"	.529"
655093	15	.750"	.375"	.625"	N/A	N/A	1/4-20	.500"	.250"	1.655"	.780"

## INCLUDED FASTENERS

SERIES	QTY	BOLT #	BOLT DESCRIPTION	TNUT #	TNUT DESCRIPTION
10	1	651010	10-32 x 1/2" SHCS	651096	Economy
15	1	651024	1/4-20 x 5/8" SHCS	651105	Economy

## LIFT OFF HINGE ASSEMBLIES



- Lift off hinge assemblies come with 2 mating bushings and 1 left and 1 right standard short or long hinge
- Mounting fasteners included

## ASSEMBLY PARTS

ITEM#	SERIES	STYLE	BUSHING (QTY)	SHORT PIN (QTY)	LONG PIN (QTY)
655062	10	Right Hand	655074 (2)	655072 (1)	655070 (1)
655063	10	Left Hand	655074 (2)	655073 (1)	655071 (1)
655100	15	Right Hand	655093 (2)	655091 (1)	655089 (1)
655101	15	Left Hand	655093 (2)	655092 (1)	655090 (1)

## HEAVY LIFT OFF HINGE ASSEMBLIES



- Heavy lift off hinge comes with 1 mating bushing and 2 hinges.
- Hinges are on both sides of bushings so can be used as left or right hinge assemblies
- Mounting fasteners included
- Available in short pin hinges only

ITEM#	SERIES	STYLE	BUSHING (QTY)	ASSEMBLY PARTS	
				LEFT HINGE (QTY)	RIGHT HINGE (QTY)
655064	10	Left & Right	655074 (1)	655073 (1)	655072 (1)
655102	15	Left & Right	655093 (1)	655092 (1)	655091 (1)

## TRANSITION LIFT OFF HINGE ASSEMBLIES



- Transitions from 10s to 15s extrusions
- Mounting fasteners included

ITEM#	SERIES	STYLE	BUSHING (QTY)	ASSEMBLY PARTS	
				SHORT HINGE (QTY)	LONG HINGE (QTY)
655097	10 to 15	Right Hand	655074 (2)	655091 (1)	655089 (1)
655098	10 to 15	Left Hand	655074 (2)	655092 (1)	655090 (1)

## TRANSITION HEAVY LIFT OFF HINGE ASSEMBLY



- Transitions from 10s to 15s extrusions
- Hinges are on both sides of bushings so can be used as left or right hinge assemblies
- Mounting fasteners included
- Available in short pin hinges only

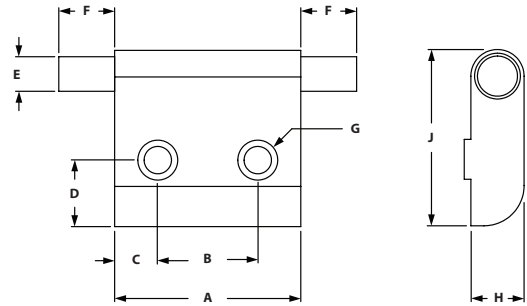
ITEM#	SERIES	STYLE	BUSHING (QTY)	ASSEMBLY PARTS	
				LEFT HINGE (QTY)	RIGHT HINGE (QTY)
655099	10 to 15	Left & Right	655074 (1)	655092 (1)	655091 (1)

# Heavy Duty Lift Off Hinges

## HEAVY DUTY LIFT OFF HINGES



- Heavy duty lift off hinges are stronger and more durable than standard lift off hinges
- Mounting fasteners included



### RIGHT HAND HINGES

ITEM#	SERIES	PIN	A	B	C	D	E	F	G	H	J
699737	15	Short	1.750"	.940"	.405"	.625"	.250"	.360"	.257"	.500"	1.657"
699738	15	Long	1.750"	.940"	.405"	.625"	.250"	.750"	.257"	.500"	1.657"

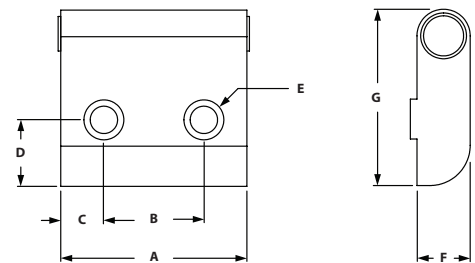
### LEFT HAND HINGES

ITEM#	SERIES	PIN	A	B	C	D	E	F	G	H	J
699735	15	Short	1.750"	.940"	.405"	.625"	.250"	.360"	.257"	.500"	1.657"
699736	15	Long	1.750"	.940"	.405"	.625"	.250"	.750"	.257"	.500"	1.657"

## HEAVY DUTY HINGE BUSHINGS



- Heavy duty bushing for lift off hinges to create assemblies
- Bronze bushing used for durability
- Mounting fasteners included



ITEM#	SERIES	A	B	C	D	E	F	G
699739	15	1.750"	.940"	.405"	.625"	.257"	.500"	1.657"

### INCLUDED FASTENERS

SERIES	QTY	BOLT #	BOLT DESCRIPTION	TNUT #	TNUT DESCRIPTION
15	2	651024	1/4-20 x 5/8" SHCS	651105	Economy



## HEAVY DUTY LIFT OFF HINGE ASSEMBLIES



- Heavy duty hinge assembly comes with 1 bushing and 1 left or right hinge
- Short and long pins are available
- Mounting fasteners included

### ASSEMBLY PARTS

ITEM#	SERIES	PIN	STYLE	BUSHING (QTY)	HINGE (QTY)
699730	15	Short	Left Hand	699739 (1)	699735 (1)
699731	15	Short	Right Hand	699739 (1)	699737 (1)
699732	15	Long	Left Hand	699739 (1)	699736 (1)
699733	15	Long	Right Hand	699739 (1)	699738 (1)

## HEAVY DUTY LIFT OFF PAIR HINGE ASSEMBLIES



- Heavy duty lift off pair assembly comes with 2 bushings and 1 short and long hinge
- Available in left and right hand
- Mounting fasteners included

### ASSEMBLY PARTS

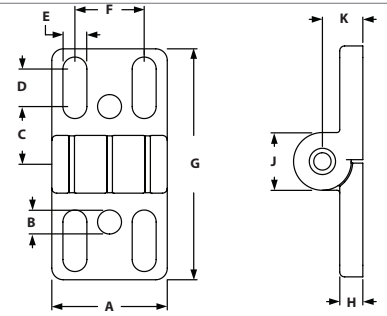
ITEM#	SERIES	STYLE	BUSHING (QTY)	SHORT HINGE (QTY)	LONG HINGE (QTY)
699726	15	Left Hand	699739 (2)	699735 (1)	699736 (1)
699727	15	Right Hand	699739 (2)	699737 (1)	699738 (1)

# Hinges

## UNIVERSAL DOOR HINGE W/ OBLONG HOLES



- Hinges panels or extrusions
- Oblong holes allow you to adjust the gap of the door or panel
- Die-cast black powder coated
- .575" gap when using 10s profiles



ITEM#	SERIES	A	B	C	D	E	F	G	H	J	K
655768	10/15	1.575"	.327"	.787"	.512"	.327"	.950"	3.150"	.315"	.787"	.552"

### RECOMMENDED FASTENERS(TO EXTRUSION SLOT)

ITEM#	SERIES	QTY	BOLT	TNUT	WASHER
651240	10	4	1/4-20 x 5/8" BHSCS	Economy	Yes
651213*	15	4	5/16-18 x 3/4" SHCS	Economy	Yes

\*Combination part

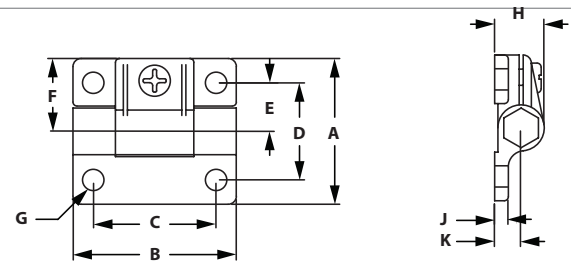
### RECOMMENDED FASTENERS (TO PANEL)

ITEM#	SERIES	QTY	BOLT	HEX NUT	WASHER
651055, 651081, 651078	15	4	5/16-18 x 7/8" BHSCS	Yes	Yes

## PLASTIC ADJUSTABLE HINGES



- Allows you to mount plastic panels and doors directly to TSLOTS
- Adjustable hinge allows you to increase or decrease pivot tension
- Adjustable Hinges are not suitable for hinging two TSLOTS extrusions together



ITEM#	SERIES	A	B	C	D	E	F	G	H	J	K
655078	10	1.440"	1.690"	1.250"	1.000"	.500"	.720"	.197"	.500"	.230"	.270"
655077	15	2.250"	2.500"	1.880"	1.500"	.750"	1.125"	.270"	.770"	.200"	.410"

### RECOMMENDED FASTENERS (MOUNT TO EXTRUSION)

ITEM#	SERIES	QTY	BOLT	TNUT
651204	10	2	10-32 x 3/8" SHCS	Economy
651023 & 651105	15	2	1/4-20 x 5/8" BHSCS	Economy

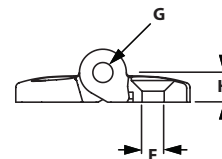
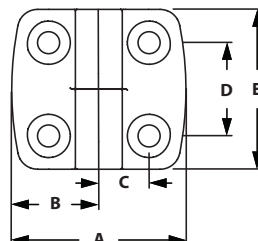
### RECOMMENDED FASTENERS (TO PANEL)

ITEM#	SERIES	QTY	BOLT	HEX NUT	WASHER
651206	10	2	10-32 x 5/8" SHCS	Yes	Yes
651216	15	2	1/4-20 x 3/4" BHSCS	Yes	Yes

## PLASTIC LIFT OFF HINGES



- Hinges panels or extrusions
- Black fiberglass reinforced nylon, stainless steel bolt



ITEM#	SERIES	LIFT OFF	A	B	C	D	E	F	G	H
655771	10	Right Hand	2.046"	1.023"	.590"	1.102"	1.890"	.260"	.551"	0.354
655770	10	Left Hand	2.046"	1.023"	.590"	1.102"	1.890"	.260"	.551"	0.354
655774	15	Right Hand	2.794"	1.397"	.787"	1.102"	1.890"	.260"	.551"	0.354
655773	15	Left Hand	2.794"	1.397"	.787"	1.102"	1.890"	.260"	.551"	0.354

### RECOMMENDED FASTENERS (TO EXTRUSION SLOT)

ITEM#	SERIES	QTY	BOLT	TNUT
651185	10	4	1/4-20 x 1/2" FHSCS	Economy
651545	15	4	1/4-20 x 5/8" FHSCS	Economy

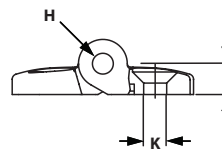
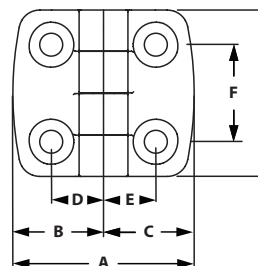
### RECOMMENDED FASTENERS (TO PANEL)

ITEM#	SERIES	QTY	BOLT	HEX NUT	WASHER
651540, 651080, 651077	10/15	4	1/4-20 x 3/4" FHSCS	Yes	Yes

## PLASTIC HINGES



- Black fiberglass reinforced nylon, stainless steel bolt
- Hinges TSLOTS Extrusions together



ITEM#	SERIES	A	B	C	D	E	F	G	H	J	K
655679	10	2.046"	1.023"	1.023"	.590"	.590"	1.102"	1.890"	.236"	.354"	.260"
655680	15	2.794"	1.397"	1.397"	.787"	.787"	1.102"	1.890"	.236"	.354"	.260"
655772	10 to 15	2.420"	1.023"	1.397"	.590"	.787"	1.102"	1.890"	.236"	.354"	.260"

### RECOMMENDED FASTENERS

ITEM#	SERIES	QTY	BOLT	TNUT
651185	10	4	1/4-20 x 1/2" FHSCS	Economy
651545	15	4	1/4-20 x 5/8" FHSCS	Economy

\*Transition bracket hardware use 10s and 15s above, use 2 of each

### RECOMMENDED FASTENERS (TO PANEL)

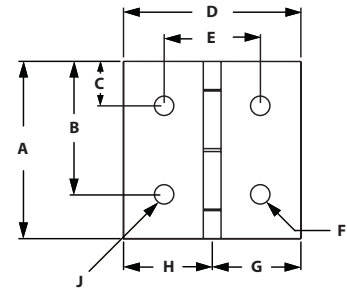
ITEM#	SERIES	QTY	BOLT	HEX NUT	WASHER
651540, 651080, 651077	10/15	4	1/4-20 x 3/4" FHSCS	Yes	Yes

# TSLOTS Hardware

## ALUMINUM HINGES



- Hinges Tslots extrusions together
- Low profile mounts to Tslots
- Clear anodize finish matches Tslots finish



ITEM#	SERIES	A	B	C	D	E	F	G	H	J	CAPACITY
655083	10	2.000"	1.500"	.500"	2.000"	1.062"	.257"	1.000"	1.000"	.257"	40lbs
655082	15	3.000"	2.250"	.750"	3.000"	1.625"	.328"	1.500"	1.500"	.328"	75lbs
655081	10 to 15	3.000"	2.250"	.750"	2.500"	1.375"	.257"	1.000"	1.500"	.328"	75lbs

### RECOMMENDED FASTENERS

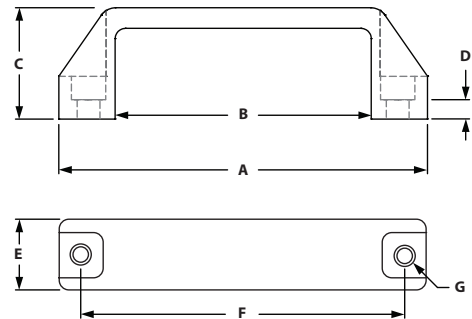
ITEM#	SERIES	QTY	BOLT	TNUT
651166	10	4	1/4-20 x 3/8" FBHSCS	Economy
651128	15	4	5/16-18 x 1/2" FBHSCS	Economy

\*Transition hinge hardware use 10s and 15s above, use 2 of each

## PLASTIC DOOR HANDLES



- Mounts directly to Tslots or machined panel
- Made of black nylon



ITEM#	SIZE	SERIES	A	B	C	D	E	F	G
655060	Small	10	4.300"	2.900"	1.400"	.240"	.820"	3.600"	.256"
655059	Medium	15	5.370"	3.730"	1.620"	.240"	1.030"	4.500"	.335"
655058	Large	15	7.810"	5.930"	2.000"	.310"	1.180"	6.970"	.335"

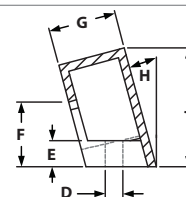
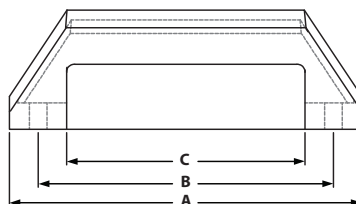
### RECOMMENDED FASTENERS

ITEM#	SIZE	SERIES	QTY	BOLT	TNUT
651234	Small	10	2	1/4-20 x 1/2" SHCS	Economy
651201	Medium	15	2	5/16-18 x 5/8" SHCS	Economy
651202	Large	15	2	5/16-18 X 3/4" SHCS	Economy

## OFFSET DOOR HANDLE



- Mounts directly in Tslots or machined panel
- Matte glass filled nylon plastic, orange cover strip
- Fasteners included



ITEM#	SERIES	A	B	C	D	E	F	G	H	J
655076	10/15	5.120"	4.290"	3.460"	.260"	.380"	.940"	.980"	15°	1.730"

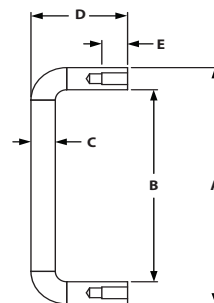
### INCLUDED FASTENERS

ITEM#	QTY	DESCRIPTION
651023	2	1/4-20 x 5/8" BHSCS
651025	2	1/4-20 x 3/4" BHSCS
651163	2	1/4-20 Econ Tnut

## STEEL DOOR HANDLES



- Mounts directly to panel
- Machining required



ITEM#	SERIES	A	B	C	D	E	F	G
655068	10/15	3.310"	2.690"	.310"	1.230"	.313"	8-32 TAP	3.000"

### INCLUDED FASTENERS (MOUNT TO 1/4" PANEL)

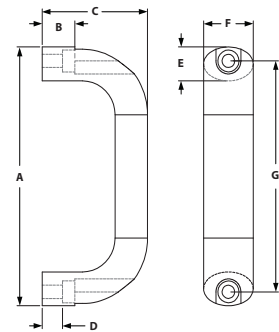
ITEM#	QTY	DESCRIPTION
651006	2	8-32 x 1/2" BHSCS

# TSLOTS Hardware

## ALUMINUM DOOR HANDLES



- Mounts directly in extrusion slot or machined panel
- Used for 15 series only
- Corrosion resistant



ITEM#	SERIES	A	B	C	D	E	F	G
655562	15	5.120"	.670"	2.170"	.425"	.670"	1.020"	4.570"

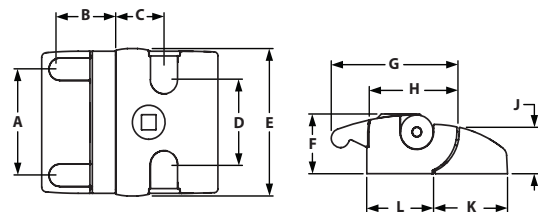
### RECOMMENDED FASTENERS

ITEM#	SERIES	QTY	BOLT	TNUT
651117	15	2	1/4-20 x 3/4" SHCS	Economy

## SLAM LATCH



- Die-cast black powder coat
- Ideal for cabinets and guarding



ITEM#	TYPE	SERIES	A	B	C	D	E	F	G	H	J	K	L
671072	Universal Key	15	2.205"	1.161"	1.063"	1.772"	3.071"	1.260"	2.717"	1.949"	1.000"	1.555"	1.437"
671073	Unique Key	15	2.205"	1.161"	1.063"	1.772"	3.071"	1.260"	2.717"	1.949"	1.000"	1.555"	1.437"
671074	No Key	15	2.205"	1.161"	1.063"	1.772"	3.071"	1.260"	2.717"	1.949"	1.000"	1.555"	1.437"

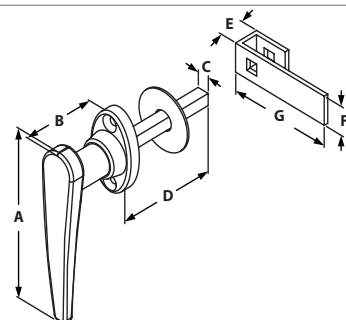
### RECOMMENDED FASTENERS

ITEM#	SERIES	QTY	BOLT	TNUT
651023 & 651105	15	4	1/4-20 x 5/8" SHCS	Economy

## DELUXE DOOR HANDLE



- Corrosion resistant chrome finish
- Ideal for cabinets and guarding
- Door Latch Milling Machining Service required – item number 660086, page 469

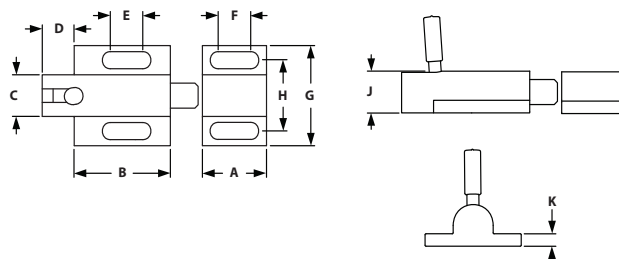


ITEM#	TYPE	SERIES	A	B	C	D	E	F	G
655053	Non-Locking	15	4.375"	2.000"	.312"	2.593"	.750"	.750"	2.750"
655061	Locking	15	4.375"	2.000"	.312"	2.593"	.750"	.750"	2.750"

## 0° DEADBOLT W/ TOP LATCH



- Positive, spring loaded deadbolt
- Ideal for enclosure doors
- Stainless steel bolt and spring



ITEM#	SERIES	A	B	C	D	E	F	G	H	J	K
655051	10/15	1.000"	1.500"	.625"	.500"	.507"	.500"	1.062"	1.500"	.625"	.187"

### INCLUDED FASTENERS

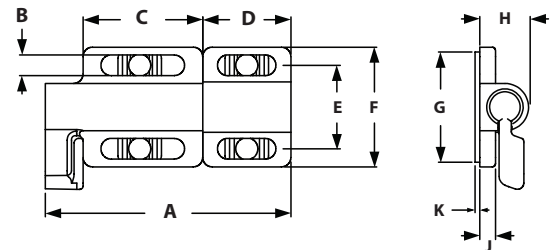
ITEM#	SERIES	QTY	DESCRIPTION
651022	10/15	4	1/4-20 x 1/2" SHCS
651163	10/15	4	1/4-20 Economy T-nut

# TSLOTS Hardware

## 90° DEADBOLT LATCH



- Positive, spring loaded deadbolt
- Ideal for enclosure doors
- Stainless Steel bolt and spring



ITEM#	SERIES	A	B	C	D	E	F	G	H	J	K
655103	10/15	3.071"	.260"	1.496"	1.102"	1.043"	1.496"	1.378"	.630"	.197"	.059"

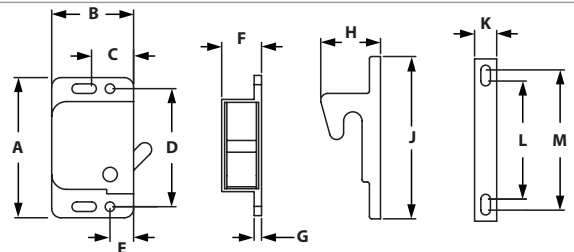
### INCLUDED FASTENERS

ITEM#	QTY	DESCRIPTION
651022	4	1/4-20 SHCS
651163	4	1/4-20 Econ Tnut

## GRABBER™ DOOR CATCH



- Mounts inside your enclosure
- Push to close, pull to open
- Spring loaded over center action
- 3 pull-up forces to choose from
- Corrosion resistant black ABS



ITEM#	PULL FORCE	SERIES	A	B	C	D	E	F	G	H	J	K	L	M
655067	3 lb	10/15/40	1.900"	1.110"	.570"	1.600"	.320"	.540"	.100"	.810"	2.200"	.300"	1.600"	1.900"
655085	5 lb	10/15/40	1.900"	1.110"	.570"	1.600"	.320"	.540"	.100"	.810"	2.200"	.300"	1.600"	1.900"
655118	10 lb	10/15/40	1.900"	1.110"	.570"	1.600"	.320"	.540"	.100"	.810"	2.200"	.300"	1.600"	1.900"

### INCLUDED FASTENERS

ITEM#	QTY	DESCRIPTION
651020	4	6-32 x 3/8" BHSCS

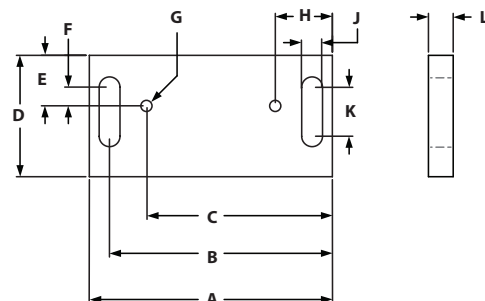
\*Grabber™ Door Catch is a registered trademark of Southco, Inc.



## GRABBER™ DOOR CATCH MOUNTING PLATES



◦ Mounts Grabber™ Door Catch to TSLOTS



ITEM#	SERIES	A	B	C	D	E	F	G	H	J	K
655117	10/15	3.000"	2.750"	2.295"	1.500"	.625"	.395"	6-32 Tap	.705"	.257"	.605"

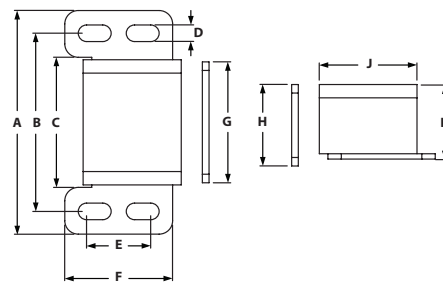
### RECOMMENDED FASTENERS

ITEM#	SERIES	QTY	BOLT	TNUT	WASHER
651224	10	2	1/4-20 x 1/2" BHSCS	Drop-In	No
651130	10	2	1/4-20 x 1/2" BHSCS	Economy	No
651156	15	2	1/4-20 x 3/4" BHSCS	Drop-In	Yes
651155	15	2	1/4-20 x 3/4" BHSCS	Economy	Yes

## MAGNETIC DOOR CATCH



- Ideal for latching panels in place
- Fasteners included
- To mount to extrusion, use Magnetic Door Catch Bracket above for 0° or 90° connection.



ITEM#	SERIES	A	B	C	D	E	F	G	H	J	K
655087	10/15	2.090"	1.670"	1.220"	.160"	.600"	1.000"	1.130"	.770"	.910"	.700"

### INCLUDED FASTENERS

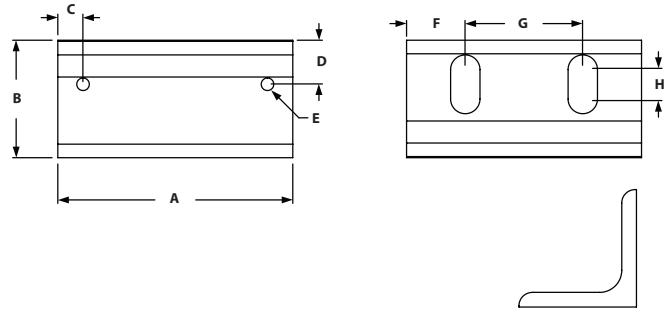
ITEM#	QTY	DESCRIPTION
651466	1	6-32 X 1/2 FHSCS
651020	2	6-32 X 3/8 BHSCS
651465	3	6-32 Black Zinc Tnut

# TLOTS Hardware

## MAGNETIC DOOR CATCH BRACKET



◦ Use with Magnetic Door Catch



ITEM#	SERIES	A	B	C	D	E-TAP	F	G	H
655471	10/15	2.000"	1.000"	.220"	.380"	6-32	.500"	1.000"	.250"

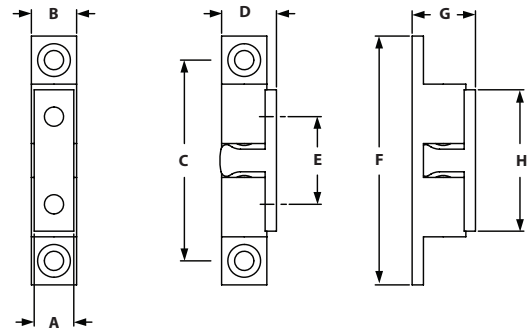
### INCLUDED FASTENERS

ITEM#	QTY	DESCRIPTION
651021	2	1/4-20 x 1/2" BHSCS
651080	2	1/4" Washer
651163	2	1/4-20 Econ Tnut

## DOUBLE BALL CATCH



◦ Brass - chrome plated  
 ◦ Quick catch for doors, adjustable clamping force  
 ◦ Can clamp in 2 positions (sideways/front)

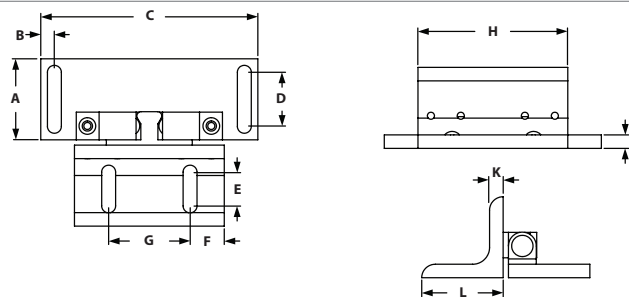


ITEM#	SERIES	A	B	C	D	E	F	G	H
657169	10/15	.472"	.512"	2.283"	.598"	1.181"	2.693"	.713"	1.583"

## DOUBLE BALL CATCH ASSEMBLY



- Assembly comes with Ball catch bracket, plate, and Double Ball Catch, fasteners included
- Tension adjustable with two spring-loaded screws
- Strong and durable



ITEM#	SERIES	A	B	C	D	E	F	G	H	J	K	L
699769	10/15	1.500"	.250"	4.000"	1.000"	.625"	.630"	1.500"	2.760"	.250"	.250"	1.500"

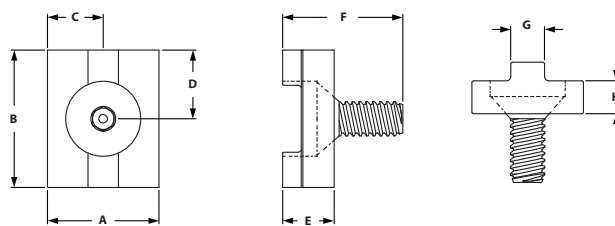
### INCLUDED FASTENERS

ITEM#	QTY	DESCRIPTION
657169	1	Double Ball Catch
699766	1	Ball Catch Bracket
699768	1	Ball Catch Plate
651024	4	1/4-20 x 5/8" SHCS
651105	4	1/4-20 Econ Tnut
651680	4	M4 x .8 FHSCS

## DOOR GLIDES



- Bolts to profile and rotates and the door moves
- Used for profiles to glide along the profile
- Made from UHMW polyethelene



ITEM#	SERIES	A	B	C	D	E	F	G	H
655065	10	.812"	1.000"	.406"	.500"	.375"	.875"	.246"	.240"
655066	15	1.240"	1.500"	.620"	.750"	.375"	.875"	.308"	.240"

### INCLUDED FASTENERS

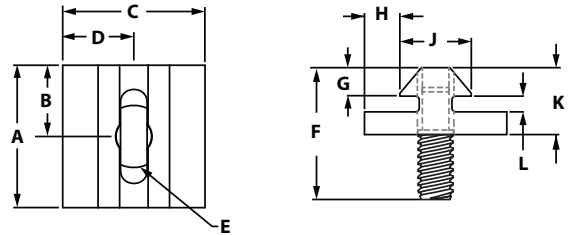
ITEM#	SERIES	QTY	DESCRIPTION
651180	10	1	1/4-20 x 5/8" FHSCS
651182	15	1	5/16-18 x 3/4" FHSCS

# TLOTS Hardware

## TOP MOUNT BIFOLD DOOR HANGER




- Allows you to make a sliding or bifold door without using a bottom sliding rail.
- Fastens to extrusion end
- Rotates freely as door pivots
- Made from UHMW polyethelene

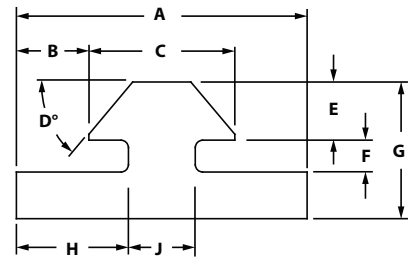


ITEM#	SERIES	THREAD	A	B	C	D	E	F	G	H	J	K	L
655057	10	1/4-20	1.000"	.500"	1.000"	.500"	1/4-20	.920"	.200"	.250"	.500"	.470"	.110"
655050	15	5/16-18	1.500"	.750"	1.500"	.750"	5/16-18	1.710"	.265"	.365"	.770"	.700"	.195"

## TOP MOUNT BIFOLD DOOR HANGER PROFILE




- Allows you to make your own door hangers
- Made from UHMW polyethelene

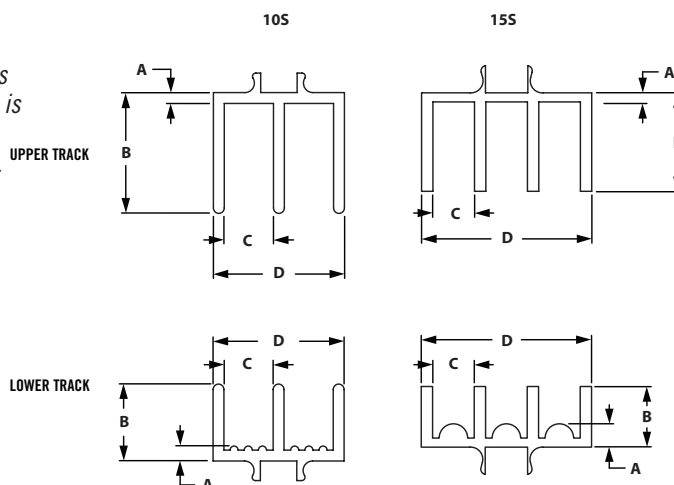



ITEM#	SERIES	LENGTH	A	B	C	D	E	F	G	H	J
657054	10	120"	1.000"	.250"	.500"	50°	.200"	.110"	.470"	.385"	.230"
657087	15	145"	1.500"	.365"	.770"	45°	.265"	.195"	.700"	.600"	.300"

## DOOR SLIDE TRACK



- Snaps into T-Slot
- Deeper slot in upper track allows panel to be inserted after frame is assembled
- Radius bearing surface in lower track allows for easier sliding

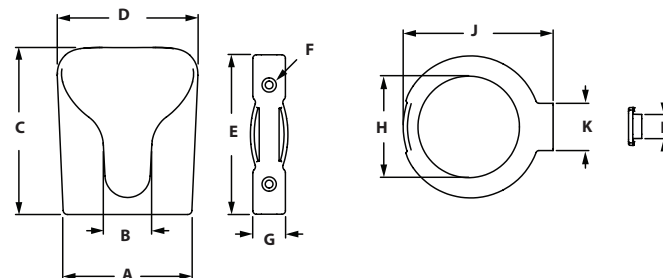


ITEM#	SERIES	TRACK	LENGTH	A	B	C	D
655189	10	Upper	145"	.620"	.688"	.281"	.750"
655188	15	Upper	145"	.060"	.650"	.275"	1.125"
655191	10	Lower	145"	.085"	.438"	.281"	.750"
655190	15	Lower	145"	.154"	.400"	.275"	1.125"

## CUP HOLDER



- Black Nylon



ITEM#	SERIES	VERSION	A	B	C	D	E	F	G	H	J	K	L
671078	15	Open Bottom	3.583"	1.339"	4.646"	3.909"	4.409"	.216"	.906"	2.795"	4.173"	1.299"	.276"
671079	15	Closed Bottom	3.583"	1.339"	4.646"	3.909"	4.409"	.216"	.906"	N/A	4.173"	1.299"	.276"

### RECOMMENDED FASTENERS

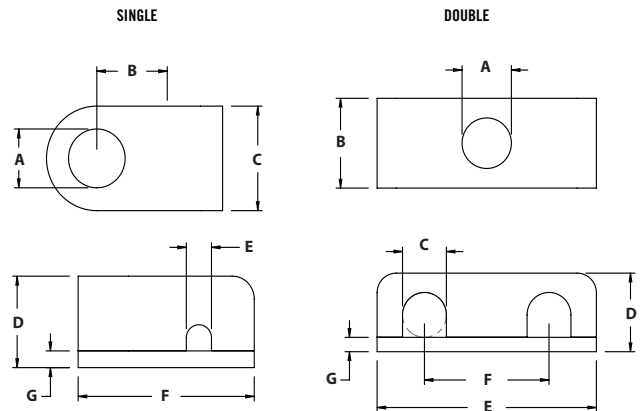
ITEM #'s	QTY	VERSION	DESCRIPTION
682924 & 671338	2	Open Bottom	M5 x 16mm FHSCS & M5 Hammer Nut
651582 & 671338	2	Closed Bottom	M5 x 20mm FHSCS & M5 Hammer Nut

# TSLOTS Hardware

## TUBE CLAMPS



- Organizes tubes and wires throughout your TSLOTS design
- Attaches easily to T-Slot
- Mounts 1/8" through 1" O.D. tubing and wires
- Oil, chemical and acid resistant
- Stackable design



### SINGLE

ITEM#	SERIES	WIRE SIZE	A	B	C	D	E	F	G
655331	10/15	1/8"	.281"	.375"	.500"	.438"	.125"	.875"	.063"
655332	10/15	1/4"	.281"	.375"	.500"	.438"	.250"	.875"	.063"
655333	10/15	3/8"	.281"	.438"	.625"	.563"	.375"	1.063"	.063"
655334	10/15	1/2"	.281"	.563"	.813"	.875"	.500"	1.375"	.063"
655335	10/15	3/4"	.281"	.750"	.813"	1.188"	.750"	1.688"	.063"
655336	10/15	1"	.281"	.750"	.813"	1.188"	1.000"	1.688"	.063"

### DOUBLE

ITEM#	SERIES	WIRE SIZE	A	B	C	D	E	F	G
655337	10/15	1/8"	.281"	.500"	.125"	.438"	1.250"	.688"	.063"
655338	10/15	1/4"	.281"	.500"	.250"	.438"	1.250"	.688"	.063"
655339	10/15	3/8"	.281"	.625"	.375"	.563"	1.563"	.875"	.063"
655340	10/15	1/2"	.281"	.813"	.500"	.875"	2.125"	1.188"	.063"
655341	10/15	3/4"	.281"	.813"	.750"	1.188"	2.813"	1.500"	.063"
655342	10/15	1"	.281"	.813"	1.000"	1.188"	2.813"	1.500"	.063"

### 10S RECOMMENDED FASTENERS

ITEM#	WIRE/TUBE SIZE	QTY	BOLT	TNUT
651117	1/8"	1	1/4-20 x 3/4" SHCS	Economy
651117	1/4"	1	1/4-20 x 3/4" SHCS	Economy
651118	3/8"	1	1/4-20 x 7/8" SHCS	Economy
651120	1/2"	1	1/4-20 x 1-1/4" SHCS	Economy
651121	3/4"	1	1/4-20 x 1-1/2" SHCS	Economy
651121	1"	1	1/4-20 x 1-1/2" SHCS	Economy

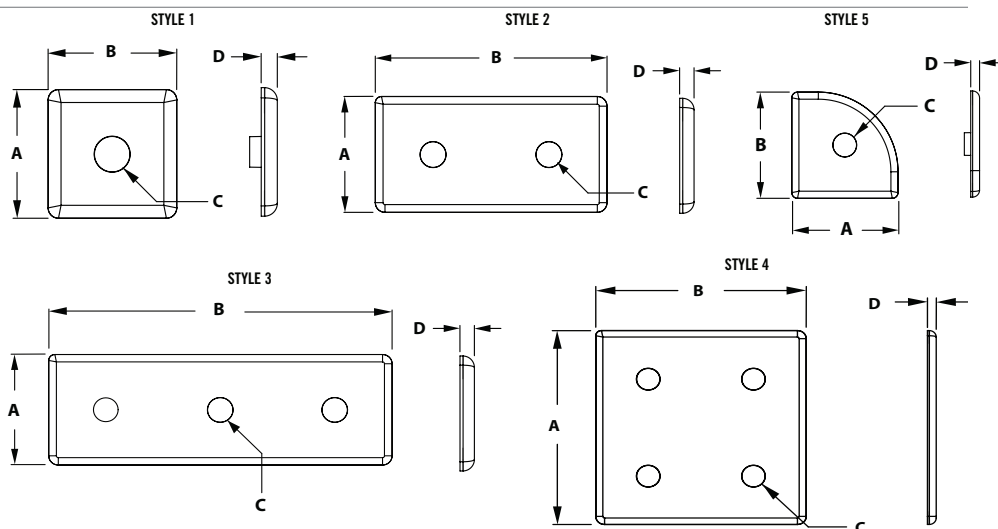
### 15S RECOMMENDED FASTENERS

BOLT ITEM#	TNUT ITEM#	WIRE/TUBE SIZE	QTY	BOLT	TNUT
651028	651105	1/8"	1	1/4-20 x 7/8" SHCS	Economy
651028	651105	1/4"	1	1/4-20 x 7/8" SHCS	Economy
651029	651105	3/8"	1	1/4-20 x 1" SHCS	Economy
651030	651105	1/2"	1	1/4-20 x 1-1/4" SHCS	Economy
651031	651105	3/4"	1	1/4-20 x 1-1/2" SHCS	Economy
651031	651105	1"	1	1/4-20 x 1-1/2" SHCS	Economy

## END CAPS



- Allows you to cap off extrusion ends
- Can be mounted with 1/4-20 or 5/16-18 fasteners (tapped extrusion)



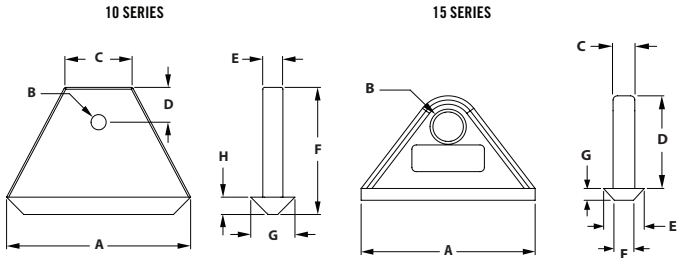
ITEM#	SERIES	MATERIAL	STYLE	A	B	C	D
655000	10	ABS	1	1.000"	1.000"	.280"	.130"
655025	15	ABS	1	1.500"	1.500"	.340"	.130"
655010	10	ABS	2	1.000"	2.000"	.280"	.130"
655035	15	ABS	2	1.500"	3.000"	.340"	.130"
655015	10	ABS	3	1.000"	3.000"	.280"	.130"
655040	15	ABS	3	1.500"	4.000"	.340"	.130"
655020	10	ABS	4	2.000"	2.000"	.280"	.130"
655045	15	ABS	4	3.000"	3.000"	.340"	.130"
655005	10	ABS	5	1.000"	1.000"	.280"	.130"
655030	15	ABS	5	1.500"	1.500"	.340"	.130"

### INCLUDED PUSH-IN FASTENERS

ITEM#	SERIES	HOLE DIAMETER
651084	10	.197"
651090	15	.250"

# TSLOTS Hardware

## TOOL HANGERS



- Ideal for hanging air tools, cable reels, heavy door panels or transporting cables
- Slides into the extrusion end and moves easily in the slot
- 100 lb. Capacity
- Snap Hook Tool “doesn’t” fit 10s hanger

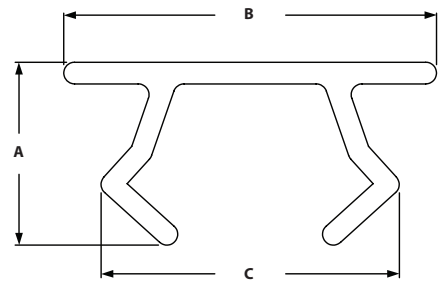
ITEM#	SERIES	A	B	C	D	E	F	G	H
655095	10	2.000"	.164"	.713"	.375"	.218"	1.370"	.480"	.187"
655096	15	2.362"	.413"	.295"	1.299"	.551"	.260"	.165"	N/A

ITEM#	SLOT
671018	Snap Hook Tool

## ECONOMY TSLOT COVER



- Keeps dust and debris out of the T-slot
- Covers wires and tubes in T-slot
- Variety of colors available




ITEM#	SERIES	LENGTH	COLOR	A	B	C
655520	10	72"	Yellow	.211"	.430"	.313"
655521	10	72"	Black	.211"	.430"	.313"
655522	10	72"	Gray	.211"	.430"	.313"
655523	15	72"	Yellow	.282"	.505"	.416"
655524	15	72"	Black	.282"	.505"	.416"
655525	15	72"	Gray	.282"	.505"	.416"
655526	15	72"	Red	.282"	.505"	.416"
655527	15	72"	Blue	.282"	.505"	.416"
655528	15	72"	Orange	.282"	.505"	.416"

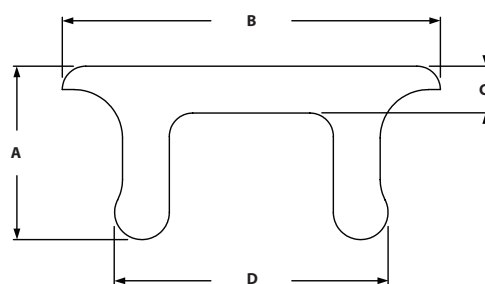


# Pressure Manifold Plates

## DELUXE T SLOT COVER



- Keeps dust and debris out of the T-slot
- Covers wires and tubes in T-slot
- Thicker and more durable than Economy Tslot Cover

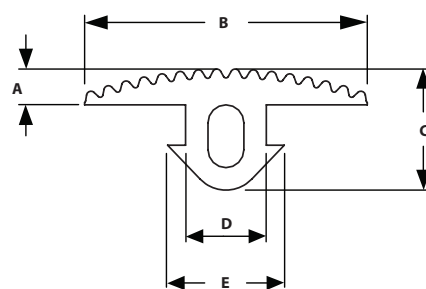


ITEM#	SERIES	LENGTH	COLOR	A	B	C	D
655105	15	96"	Black	.275"	.484"	.080"	.354"
655106	15	96"	Gray	.275"	.484"	.080"	.354"

## T SLOT COVER PROFILE



- Can be used as an anti-slip stair tread
- Sold by the meter
- Specify desired length- 50 meters max length

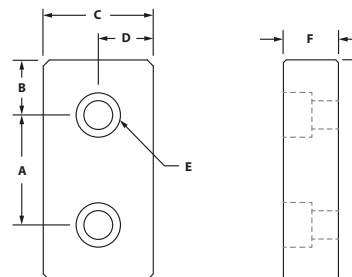


ITEM#	SERIES	A	B	C	D	E
655762	15	.157"	1.224"	.516"	.335"	.472"

## 2 HOLE BLANK PRESSURE MANIFOLDS



- Compatible with most fluids and gases
- Allows you to pressurize your machine
- 150 p.s.i. maximum pressure



ITEM#	SERIES	A	B	C	D	E-BOLT SIZE	F	G
655257	10	1.000"	.500"	1.000"	.500"	1/4 SHCS	.500"	2.000"
655256	15	1.500"	.750"	1.500"	.750"	5/16 SHCS	.750"	3.000"

### INCLUDED FASTENERS

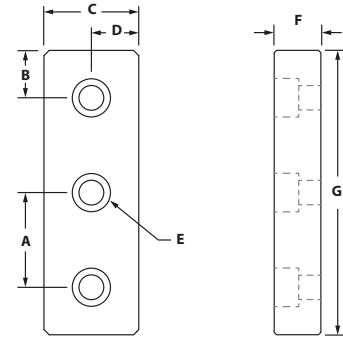
BOLT ITEM	SERIES	BOLT	QTY	GASKET	QTY
651028	10	1/4-20 x 7/8" SHCS	2	655142	1
651059	15	5/16-18 x 1" SHCS	2	655143	1

# TSLOTS Hardware

## 3 HOLE BLANK PRESSURE MANIFOLDS



- Compatible with most fluids and gases
- Allows you to pressurize your machine
- 150 p.s.i. maximum pressure



ITEM#	SERIES	A	B	C	D	E-BOLT SIZE	F	G
655303	10	1.000"	.500"	1.000"	.500"	1/4 SHCS	.500"	3.000"
655150	15	1.500"	.750"	1.500"	.750"	5/16 SHCS	.750"	4.500"

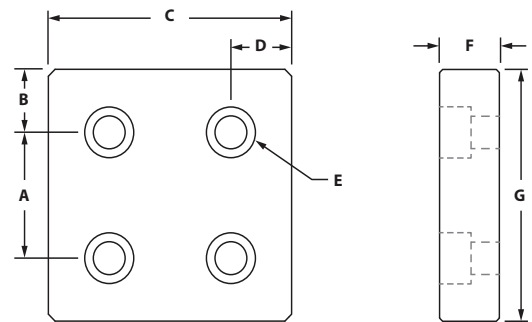
### INCLUDED FASTENERS

BOLT ITEM	SERIES	BOLT	QTY	GASKET	QTY
651028	10	1/4-20 x 7/8" SHCS	3	655161	1
651059	15	5/16-18 x 1" SHCS	3	655125	1

## 4 HOLE BLANK PRESSURE MANIFOLDS



- Compatible with most fluids and gases
- Allows you to pressurize your machine
- 150 p.s.i. maximum pressure



ITEM#	SERIES	A	B	C	D	E-BOLT SIZE	F	G
655258	10	1.000"	.500"	2.000"	.500"	1/4 SHCS	.500"	2.000"
655259	15	1.500"	.750"	3.000"	.750"	5/16 SHCS	.750"	3.000"

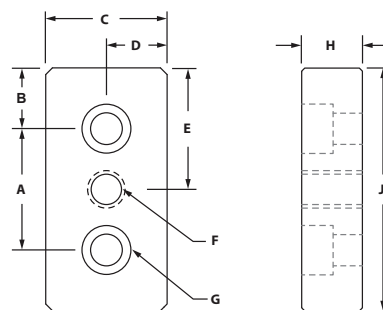
### INCLUDED FASTENERS

BOLT ITEM	SERIES	BOLT	QTY	GASKET	QTY
651028	10	1/4-20 x 7/8" SHCS	4	655144	1
651059	15	5/16-18 x 1" SHCS	4	655145	1

### 3 HOLE END MOUNT PRESSURE MANIFOLDS



- Compatible with most fluids and gases
- Allows you to pressurize your machine
- 150 p.s.i. maximum pressure



ITEM#	SERIES	A	B	C	D	E	F-THREAD	G-BOLT SIZE	H	J
655141	10	1.000"	.500"	1.000"	.500"	1.000"	1/4" NPT	1/4 SHCS	.500"	2.000"
655140	15	1.500"	.750"	1.500"	.750"	1.500"	3/8" NPT	5/16 SHCS	.750"	3.000"

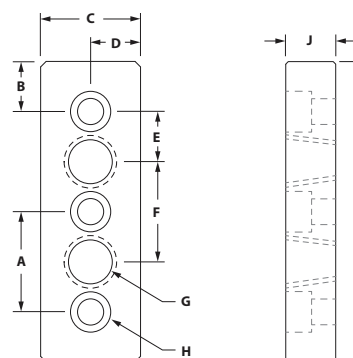
#### INCLUDED FASTENERS

BOLT ITEM	SERIES	BOLT	QTY	GASKET	QTY
651028	10	1/4-20 x 7/8" SHCS	2	655142	1
651059	15	5/16-18 x 1" SHCS	2	655143	1

### 5 HOLE END MOUNT PRESSURE MANIFOLDS



- Compatible with most fluids and gases
- Allows you to pressurize your machine
- 150 p.s.i. maximum pressure



ITEM#	SERIES	A	B	C	D	E	F	G-THREAD	H-BOLT SIZE	J	K
655304	10	1.000"	.500"	1.000"	.500"	.500"	1.000"	1/4" NPT	1/4 SHCS	.500"	3.000"
655151	15	1.500"	.750"	1.500"	.750"	.750"	1.500"	3/8" NPT	5/16 SHCS	.750"	4.500"

#### INCLUDED FASTENERS

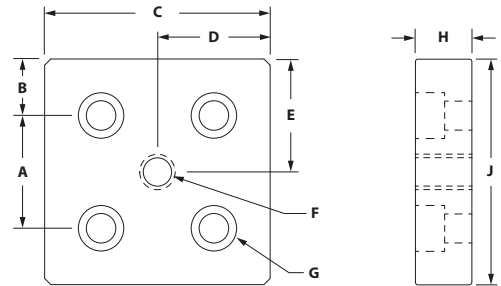
BOLT ITEM	SERIES	BOLT	QTY	GASKET	QTY
651028	10	1/4-20 x 7/8" SHCS	3	655161	1
651059	15	5/16-18 x 1" SHCS	3	655125	1

# TSLOTS Hardware

## 5 HOLE SQUARE END MOUNT PRESSURE MANIFOLDS



- Compatible with most fluids and gases
- Allows you to pressurize your machine
- 150 p.s.i. maximum pressure



ITEM#	SERIES	A	B	C	D	E	F-THREAD	G-BOLT SIZE	H	J
655148	10	1.000"	.500"	2.000"	1.000"	1.000"	3/8" NPT	1/4 SHCS	.500"	2.000"
655149	15	1.500"	.750"	3.000"	1.500"	1.500"	1/2" NPT	5/16 SHCS	.750"	3.000"

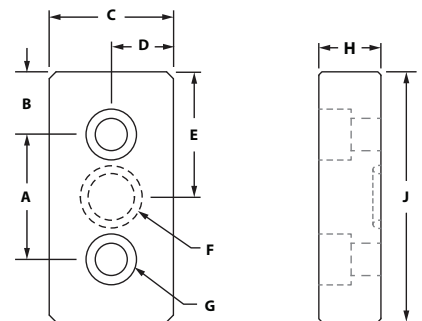
### INCLUDED FASTENERS

BOLT ITEM	SERIES	BOLT	QTY	GASKET	QTY
651028	10	1/4-20 x 7/8" SHCS	4	655144	1
651059	15	5/16-18 x 1" SHCS	4	655145	1

## BLANK SIDE MOUNT PRESSURE MANIFOLD



- Compatible with most fluids and gases
- Allows you to pressurize your machine
- 150 p.s.i. maximum pressure



ITEM#	SERIES	A	B	C	D	E	F-"O"RING	G-BOLT SIZE	H	J
655308	10	1.000"	.500"	1.000"	.500"	1.000"	1/2" OD	1/4 SHCS	.500"	2.000"
655307	15	1.500"	.750"	1.500"	.750"	1.500"	1" OD	5/16 SHCS	.750"	3.000"

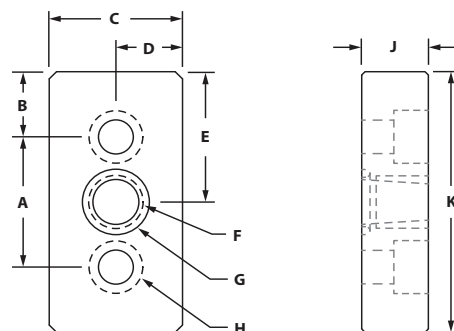
### INCLUDED FASTENERS

BOLT ITEM	SERIES	QTY	BOLT	TNUT	TYPE	QTY	"O"RING	QTY
651022	10	2	1/4-20 x 1/2" SHCS	651163	Economy	2	655147	1
651057	15	2	5/16-18 x 7/8" SHCS	651097	Economy	2	655146	1

### 3 HOLE SIDE MOUNT PRESSURE MANIFOLD



- Compatible with most fluids and gases
- Allows you to pressurize your machine
- 150 p.s.i. maximum pressure



ITEM#	SERIES	A	B	C	D	E	F-THREAD	G-"O"RING	H-BOLT SIZE	J	K
655300	10	1.000"	.500"	1.000"	.500"	1.000"	1/8" NPT	1/2" OD	1/4 SHCS	.500"	2.000"
655301	15	1.500"	.750"	1.500"	.750"	1.500"	1/4" NPT	1" OD	5/16 SHCS	.750"	3.000"
655302	15	1.500"	.750"	1.500"	.750"	1.500"	3/8" NPT	1" OD	5/16 SHCS	.750"	3.000"

#### INCLUDED FASTENERS

BOLT ITEM	SERIES	QTY	BOLT	TNUT	TYPE	QTY	"O"RING	QTY
651022	10	2	1/4-20 x 1/2" SHCS	651163	Economy	2	655147	1
651057	15	2	5/16-18 x 7/8" SHCS	651097	Economy	2	655146	1

### REPLACEMENT GASKETS AND O-RINGS

#### GASKETS

ITEM#	SIZE	MATERIAL
655142	1" x 2"	CR-20*
655144	2" x 2"	CR-20*
655143	1.5" x 3"	CR-20*
655125	1.5" x 4.5"	CR-20*
655145	3" x 3"	CR-20*

#### O-Rings

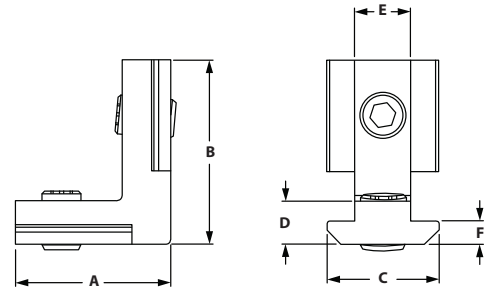
ITEM#	SIZE	MATERIAL
655147	1" x 2"	Rubber
655146	1.5" x 3"	Rubber

# TSLOTS Hardware

## INNER CONNECTORS



- Connects two extrusions at a 90° angle
- No machining required

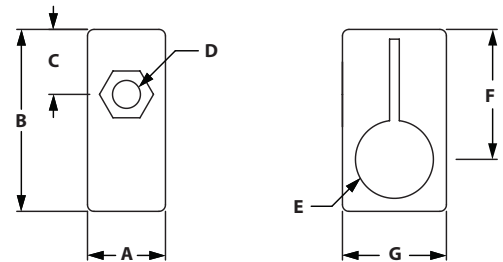


ITEM#	SERIES	A	B	C	D	E	F
671653	10	.827"	.827"	.445"	.177"	.236"	.118"
671654	15	.827"	1.181"	.622"	.307"	.315"	.150"

## SENSOR MOUNTING BLOCK



- Attach sensors to extrusion profiles, fully adjustable
- Black, fiberglass reinforced nylon



ITEM#	SERIES	A	B	C	D	E	F	G
655764	10/15	.472"	1.102"	.394"	.169"	.256"	.787"	.630"

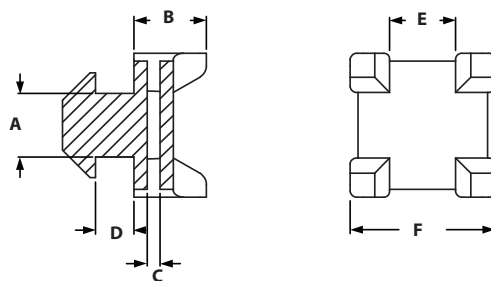
## RECOMMENDED FASTENERS

ITEM #'s	SERIES	QTY	DESCRIPTION
658588 & 651467	10	1 Ea	8-32 x 3/4" SHCS & 8-32 Drop-in Tnut
658589 & 651642	15	1 Ea	8-32 x 1" SHCS & 8-32 Drop-in Tnut

### CROSS CABLE BINDING BLOCK



- To secure cables to extrusion in two directions
- Can be mounted into the slot by a quarter turn
- Fiberglass reinforced nylon



ITEM#  
671042

SERIES  
15

A  
.315"

B  
.433"

C  
.079"

D  
.157"

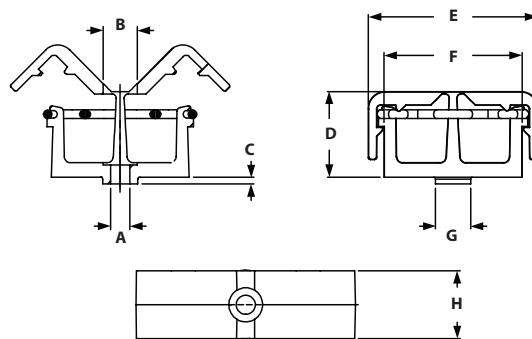
E  
.393"

F  
.866"

### CLIP CABLE BINDER



- Max cable diameter 0.5"
- Fix cables to without need of cable ties
- Can be opened and closed



ITEM#  
671089

SERIES  
15

A  
.177"

B  
.315"

C  
.181"

D  
.787"

E  
1.575"

F  
1.283"

G  
.315"

H  
.630"

### RECOMMENDED FASTENERS

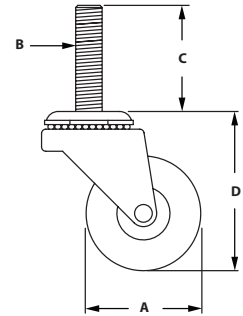
ITEM #'s	SERIES	QTY	DESCRIPTION
658591 & 651642	15	1	8-32 x 5/8" SHCS & 8-32 Drop-In Tnut

# Casters

## THREADED STEM SWIVEL CASTERS



- Mounts directly to 15S extrusion end or 10S & 15S base plates
- 70-150 lb. Capacity
- See page 154-157 for base plates

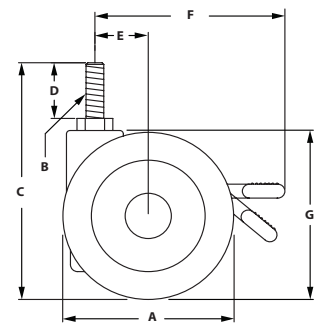


ITEM#	SERIES	CAPACITY	A	B	C	D-LOAD HEIGHT	WHEEL COLOR	BRAKE
655231	10/15	70 lbs	1.620"	3/8-16	1.500"	2.250"	Black	No
655232	10/15	75 lbs	2.000"	3/8-16	1.500"	2.600"	Black	Yes
655233	10/15	95 lbs	3.000"	3/8-16	1.500"	3.600"	Black	Yes
655237	10/15	115 lbs	4.000"	7/16-14	1.500"	4.750"	Black	Yes
655234	10/15	110 lbs	4.000"	7/16-14	1.500"	4.750"	Black	Yes
655235	10/15	125 lbs	5.000"	7/16-14	1.500"	5.800"	Black	Yes
655236	10/15	150 lbs	5.000"	7/16-14	1.500"	5.800"	Black	Yes

## FURNITURE STYLE CASTERS



- Brake kits are optional on Furniture Style Casters
- Mounts directly to 15S extrusion end or 10S & 15S base plates
- 165 lb. to 265 lb. Capacity
- See page 154-157 for base plates



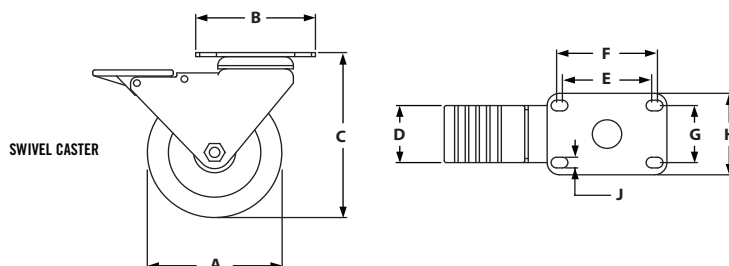
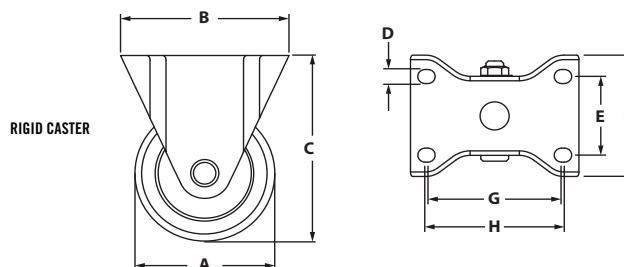
ITEM#	SERIES	CAPACITY	A	B	C	D	E	F	G-LOAD HEIGHT	WHEEL COLOR	BRAKE
655225	10/15	165 lbs	2.850"	3/8-16	4.400"	1.000"	.944"	3.660"	3.150"	Black	No
655226	10/15	165 lbs	2.850"	3/8-16	4.400"	1.000"	.944"	3.660"	3.150"	Black	Yes
655227	10/15	225 lbs	3.930"	3/8-16	5.820"	1.000"	1.370"	4.880"	4.330"	Black	No
655228	10/15	225 lbs	3.930"	3/8-16	5.820"	1.000"	1.370"	4.880"	4.330"	Black	Yes
655229	10/15	265 lbs	4.920"	1/2-13	6.730"	1.000"	1.370"	5.750"	5.240"	Black	No
655230	10/15	265 lbs	4.920"	1/2-13	6.730"	1.000"	1.370"	5.750"	5.240"	Black	Yes



## FLANGE MOUNT CASTERS



- 165 lb. to 265 lb. Capacity
- See page 149 for Flange Mount Base Plates



### RIGID CASTERS

ITEM#	SERIES	CAPACITY	A	B	C-LOAD HEIGHT	D	E	F	G	H	WHEEL COLOR
655239	10/15	210 lbs	3.000"	3.625"	3.813"	.328"	1.750"	2.375"	2.875"	3.000"	Black
655241	10/15	255 lbs	4.000"	3.625"	5.125"	.328"	1.750"	2.375"	2.875"	3.000"	Grey
655243	10/15	280 lbs	5.000"	3.625"	6.250"	.328"	1.750"	2.375"	2.875"	3.000"	Grey

### SWIVEL CASTERS

ITEM#	SERIES	CAPACITY	A	B	C-LOAD HEIGHT	D	E	F	G	H	J	WHEEL COLOR	BRAKE
655245	10/15	210 lbs	3.000"	3.630"	3.820"	1.750"	2.813"	3.063"	1.75	2.500"	.340"	Black	Yes
655247	10/15	255 lbs	4.000"	3.630"	5.062"	1.750"	2.813"	3.063"	1.75	2.500"	.340"	Grey	Yes
655249	10/15	280 lbs	5.000"	3.630"	6.062"	1.750"	2.813"	3.063"	1.75	2.500"	.340"	Grey	Yes

### RECOMMENDED FASTENERS (MOUNT TO BASE PLATE)

ITEM#	QTY	BOLT
651050	4	5/16-18 x 5/8" SHCS

# Casters

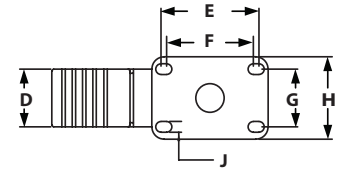
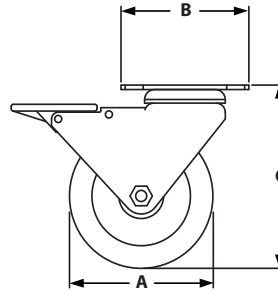
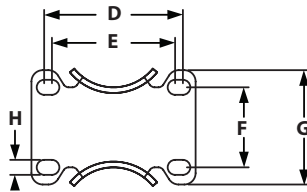
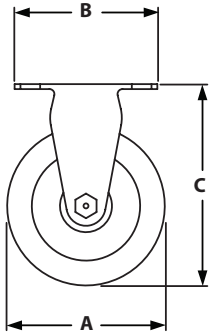
## DELUXE FLANGE MOUNT CASTERS



- Total Lock brakes on all swivel casters – Press to lock – Press to unlock
- Double ball hardened raceways
- Zerk fittings in wheel bearing
- See page 149 for Flange Mount Base Plates

RIGID CASTER

SWIVEL CASTER



### RIGID CASTERS

ITEM#	SERIES	CAPACITY	A	B	C-LOAD HEIGHT	D	E	F	G	H	J	WHEEL COLOR
655252	10/15	250 lbs	4.000"	3.630"	5.125"	1.750"	3.063"	2.813"	1.750"	2.500"	.340"	Dark Red
655253	10/15	250 lbs	5.000"	3.630"	6.187"	1.750"	3.063"	2.813"	1.750"	2.500"	.340"	Dark Red


### SWIVEL CASTERS

ITEM#	SERIES	CAPACITY	A	B	C-LOAD HEIGHT	D	E	F	G	H	WHEEL COLOR	BRAKE
655250	10/15	250 lbs	4.000"	3.630"	5.125"	3.063"	2.813"	1.750"	2.500"	.340"	Dark Red	Yes
655251	10/15	250 lbs	5.000"	3.630"	6.187"	3.063"	2.813"	1.750"	2.500"	.340"	Dark Red	Yes

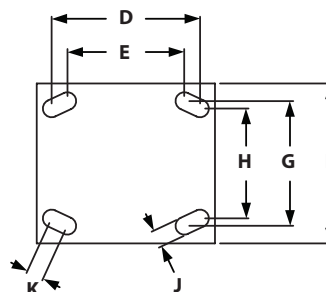
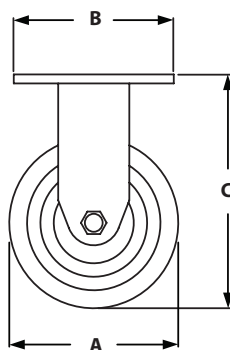
### RECOMMENDED FASTENERS (MOUNT TO BASE PLATE)

ITEM#	QTY	BOLT
651050	4	5/16-18 x 5/8" SHCS

## HEAVY DUTY FLANGE MOUNT CASTERS



- Comes in 5" and 6" diameters
- 425 lb. to 900 lb. capacity
- See page 150 for Heavy Duty Flange Mount Base Plates



### RIGID CASTERS

ITEM#	SERIES	CAPACITY	A	B	C-LOAD HEIGHT	D	E	F	G	H	J	K	WHEEL COLOR	BRAKE
655459	15	425 lbs	5.000"	4.500"	6.500"	3.620"	3.000"	4.000"	3.000"	2.620"	.420"	.562"	Gray	No
655461	15	475 lbs	6.000"	4.500"	7.500"	3.620"	3.000"	4.000"	3.000"	2.620"	.420"	.562"	Black	No
655463	15	750 lbs	5.000"	4.500"	6.500"	3.620"	3.000"	4.000"	3.000"	2.620"	.420"	.562"	Dark Red	No
655465	15	900 lbs	6.000"	4.500"	7.500"	3.620"	3.000"	4.000"	3.000"	2.620"	.420"	.562"	Dark Red	No

### SWIVEL CASTERS


ITEM#	SERIES	CAPACITY	A	B	C-LOAD HEIGHT	D	E	F	G	H	J	K	WHEEL COLOR	BRAKE
655458	15	425 lbs	5.000"	4.500"	6.500"	3.620"	3.000"	4.000"	3.000"	2.620"	.420"	.562"	Gray	No
655460	15	475 lbs	6.000"	4.500"	7.500"	3.620"	3.000"	4.000"	3.000"	2.620"	.420"	.562"	Black	No
655462	15	750 lbs	5.000"	4.500"	6.500"	3.620"	3.000"	4.000"	3.000"	2.620"	.420"	.562"	Dark Red	No
655464	15	900 lbs	6.000"	4.500"	7.500"	3.620"	3.000"	4.000"	3.000"	2.620"	.420"	.562"	Dark Red	No

### RECOMMENDED FASTENERS (MOUNT TO BASE PLATE)

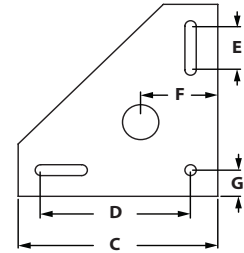
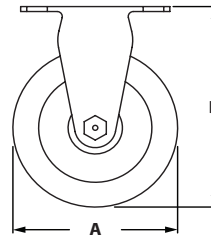
ITEM#	QTY	BOLT
651062	4	3/8-16 x 3/4" SHCS

# Casters

## TRIANGULAR TOP PLATE CASTERS



- Triangular Top Plate mounts directly to extrusion
- Triangular Top Plate Caster features both swivel and wheel lock



ITEM#	SERIES	CAPACITY	A	B-LOAD HEIGHT	C	D	E	F	G	WHEEL COLOR	BRAKE
655254	10/15	250 lbs	4.000"	5.750"	5.500"	4.125"	1.250"	2.125"	.750"	Green	Yes
655255	10/15	275 lbs	5.000"	5.750"	5.500"	4.125"	1.250"	2.125"	.750"	Green	Yes
681916	10/15	250 lbs	4.000"	5.750"	5.500"	4.125"	1.250"	2.125"	.750"	Gray	Yes
681917	10/15	275 lbs	5.000"	5.750"	5.500"	4.125"	1.250"	2.125"	.750"	Gray	Yes

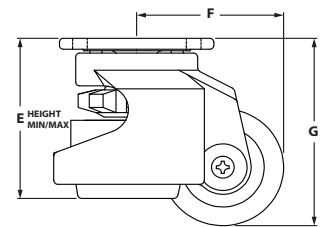
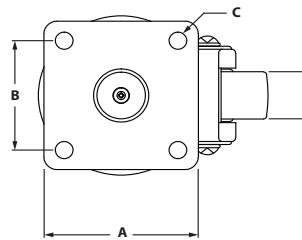
### RECOMMENDED FASTENERS

ITEM#	SERIES	QTY	BOLT	TNUT	WASHER
651238	10	3	1/4-20 x 1/2" SHCS	Economy	Yes
651209	15	3	5/16-18 x 5/8" SHCS	Economy	Yes

## LEVELING CASTERS



- Leveling and mobility features
- Available in 3 sizes
- See page 150 for base plate options



ITEM#	SERIES	CAPACITY	A	B	C	D	E	F	G	WHEEL COLOR
659433	15	500 lbs	2.874"	2.283"	.276"	.945"	2.705"/3.650"	2.362"	3.229"	Black
680466	15	1300 lbs	3.543"	2.756"	.315"	1.142"	3.429"/4.607"	3.051"	4.016"	Black
655714	15	2200 lbs	3.740"	2.756"	.433"	1.193"	4.035"/5.196"	3.563"	4.724"	Black

### RECOMMENDED FASTENERS (MOUNT TO BASE PLATE)

ITEM#	QTY	BOLT	BASE PLATE #	CASTER #
651027	4	1/4-20 x 3/4" SHCS	659432	659433
651052	4	5/16-18 x 3/4" SHCS	680465	680466
651062	4	3/8-16 x 3/4" SHCS	655715	655714

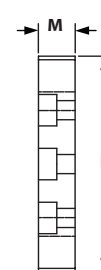
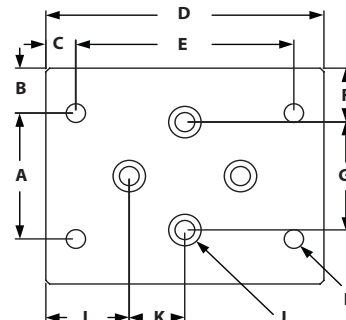
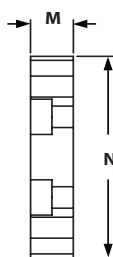
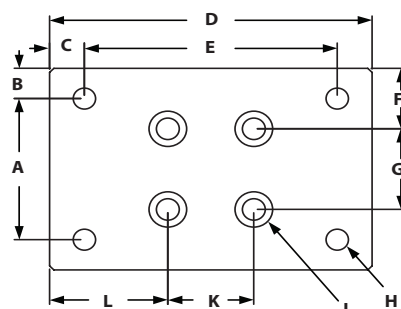
## FLANGE MOUNT CASTER BASE PLATE



- Mounts Flange Mount Caster and Deluxe Flange Mount Caster to extrusion
- Mount Base Plate to either extrusion end or slot

STYLE 1

STYLE 2



### STYLE 1

ITEM#	SERIES	A	B	C	D	E	F	G	H-TAP	J	K	L	M	N
655279	10	1.750"	.375"	.405"	3.750"	2.940"	.750"	1.000"	5/16-18	1/4-20	1.000"	1.375"	.500"	2.500"
655281	15	1.750"	.625"	.405"	3.750"	2.940"	.750"	1.500"	5/16-18	1/4-20	1.500"	1.375"	.750"	3.000"

### STYLE 2

ITEM#	SERIES	A	B	C	D	E	F	G	H-TAP	J	K	L	M	N
655280	10	1.750"	.375"	.405"	3.750"	2.940"	.750"	1.000"	5/16-18	1/4-20	1.000"	1.175"	.500"	2.500"
655287	15	1.750"	.625"	.405"	3.750"	2.940"	.750"	1.500"	5/16-18	1/4-20	1.500"	1.175"	.750"	3.000"

### RECOMMENDED FASTENERS (EXTRUSION SLOT)

ITEM#	SERIES	QTY	BOLT	TNUT
651234	10	4	1/4-20 x 1/2" SHCS	Economy
651205	15	4	5/16-18 x 7/8" SHCS	Economy

### RECOMMENDED FASTENERS (EXTRUSION END)

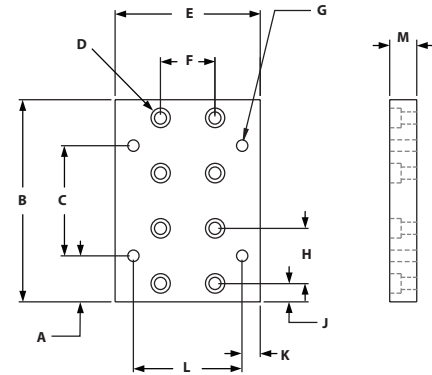
ITEM#	SERIES	QTY	BOLT
651027	10	4	1/4-20 x 1/2" SHCS
651059	15	4	5/16-18 x 1" SHCS

# Caster Base Plates

## HEAVY DUTY FLANGE MOUNT CASTER PLATE



- Mount heavy duty casters to your TSLOTS frame
- Can mount on side or end of extrusion
- Can also be used as a joining plate



ITEM#	SERIES	A	B	C	D	E	F	G-TAP	H	J	K	L	M
655137	15	1.250"	5.500"	3.000"	5/16-18	4.000"	1.500"	3/8-16	1.500"	.500"	.500"	3.000"	.750"

### RECOMMENDED FASTENERS (EXTRUSION SLOT)

ITEM#	SERIES	QTY	BOLT	TNUT
651205	15	8	5/16-18 x 7/8" SHCS	Economy

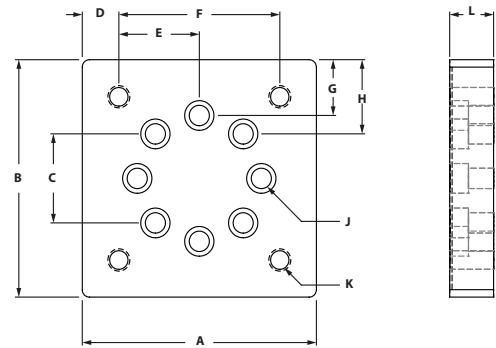
### RECOMMENDED FASTENERS (EXTRUSION END)

ITEM#	QTY	BOLT
651059	8	5/16-18 x 1" SHCS

## LEVELING CASTER BASE PLATES



- Mount leveling casters to your TSLOTS frame
- Mount Base Plate to either extrusion end or slot
- See page 148 for casters



ITEM#	SERIES	A	B	C	D	E	F	G	H	J	K-THREAD	L
659432	15	3.000"	3.000"	1.500"	.358"	1.142"	2.280"	.440"	.750"	1/4-20 SHCS	1/4-20	.750"
680465	15	3.500"	3.500"	1.500"	.375"	1.375"	2.750"	.689"	1.000"	5/16-18 SHCS	5/16-18	.750"
655715	15	4.000"	4.000"	1.500"	.625"	1.375"	2.750"	.940"	1.250"	5/16-18 SHCS	3/8-16	.750"

### RECOMMENDED FASTENERS (EXTRUSION SLOT)

ITEM#	SERIES	QTY	BOLT	TNUT
651205	15	4	5/16-18 x 7/8" SHCS	Economy

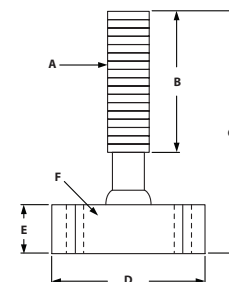
### RECOMMENDED FASTENERS (EXTRUSION END)

ITEM#	QTY	BOLT
651060	4	5/16-18 x 1 1/4" SHCS

## LARGE BASE GLIDES



- 3/8-16 can mount directly into 15 S extrusion end
- Ideal for heavy duty frames
- Large Base diameter - Nylon
- See pages 154-157 for base plates

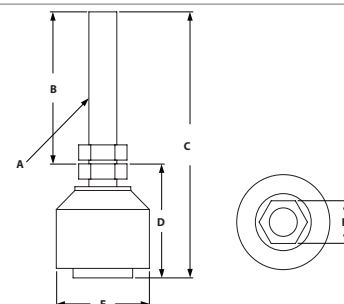


ITEM#	SERIES	A	B	C	D	E	F	LOAD CAPACITY
655167	10/15	3/8-16	3.000"	4.430"	1.970"	.700"	.256"	4000 lbs
655168	10/15	1/2-13	3.000"	4.430"	1.970"	.700"	.256"	4000 lbs
655165	10/15	3/8-16	3.000"	4.430"	3.150"	.700"	.354"	5000 lbs
655166	10/15	1/2-13	3.000"	4.430"	3.150"	.700"	.354"	5000 lbs

## ECONOMY ANTI-VIBRATION MOUNT



- Reduces vibration transmission
- Level high precision or computerized machinery
- Gold irridite finish
- Black rubber vibration pad
- See pages 154-157 for base plates

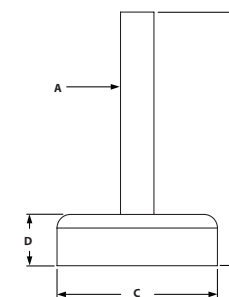


ITEM#	SERIES	A	B	C	D	E	F	LOAD CAPACITY
655185	10/15	3/8-16	2.000"	3.500"	1.500"	1.250"	.562"	100 lbs
655186	10/15	1/2-13	2.000"	3.750"	1.750"	1.875"	.625"	240 lbs
655187	10/15	3/4-10	2.000"	4.125"	2.125"	3.000"	1.062"	650 lbs

## NYLON LEVELING FEET




- 3/8 - 16 Foot can mount directly into 15 S extrusion end
- Ideal for light duty machines, cabinets, workstations or office furniture
- Large base diameter - Nylon
- See pages 154-157 for base plates



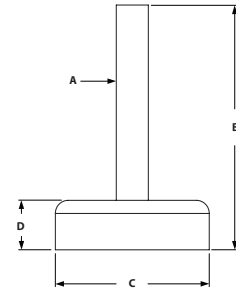
ITEM#	SERIES	A	B	C	D	LOAD CAPACITY
655782	10/15	1/4-20	1.870"	1.570"	.708"	1900 lbs
655789	10/15	5/16-18	3.210"	2.320"	.708"	1900 lbs
655797	10/15	3/8-16	2.710"	3.110"	.708"	1900 lbs
655808	10/15	1/2-13	3.210"	3.890"	.708"	1900 lbs

# TSLOTS Hardware

## DIE CAST LEVELING FEET



- Threads directly into extrusion end or into 10 and 15 Series base plates
- Ideal for medium duty machines, cabinets, workstations or office furniture
- Large base diameter - Die-cast
- See pages 154-157 for base plates

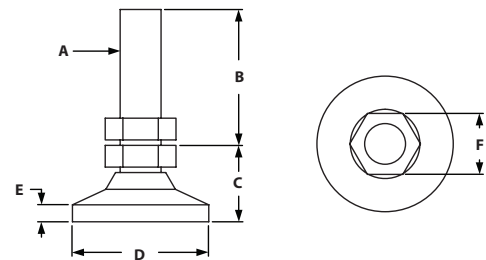


ITEM#	SERIES	A	B	C	D	LOAD CAPACITY
655784	10/15	1/4-20	1.870"	1.570"	0.708	460 lbs
655792	10/15	5/16-18	3.210"	2.320"	0.708	770 lbs
655804	10/15	3/8-16	2.390"	3.110"	0.708	1035 lbs
655801	10/15	1/2-13	3.210"	3.110"	0.708	1035 lbs
655812	10/15	3/4-10	3.710"	3.890"	0.708	5300 lbs

## DELUXE LEVELING FEET



- Threads directly into extrusion end or into 10 and 15 Series base plates
- Jam nut included
- Pivots 20 degrees to accommodate uneven floors
- See pages 154-157 for base plates

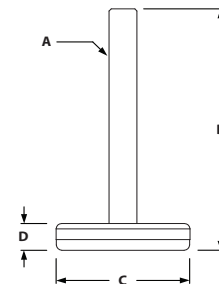


ITEM#	SERIES	A	B	C	D	E	F	LOAD CAPACITY
655175	10/15	1/4-20	1.000"	.970"	1.000"	.156"	.500"	1000 lbs
655634	10/15	5/16-18	1.780"	1.125"	1.250"	.250"	.630"	2300 lbs
655173	10/15	3/8-16	1.710"	1.200"	1.250"	.188"	.625"	3750 lbs
655178	10/15	1/2-13	1.610"	1.500"	1.875"	.250"	.750"	5000 lbs
655180	10/15	3/4-10	1.560"	1.895"	3.000"	.500"	1.062"	7400 lbs

## FLOOR GLIDES



- Threads directly into extrusion end or into 10 and 15 Series base plates
- See pages 156-157 for base plates



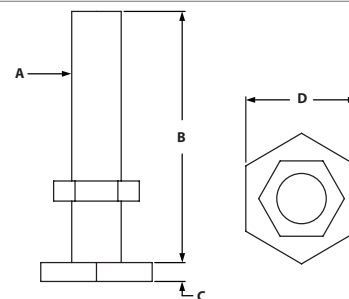
ITEM#	SERIES	A	B	C	D	LOAD CAPACITY
655169	10/15	1/4-20	2.250"	1.200"	.378"	250 lbs
655170	10/15	5/16-18	2.250"	2.030"	.578"	250 lbs
655171	10/15	3/8-16	2.250"	2.400"	.468"	250 lbs
655172	10/15	1/2-13	2.250"	2.800"	.542"	500 lbs



## ECONOMY LEVELING FEET

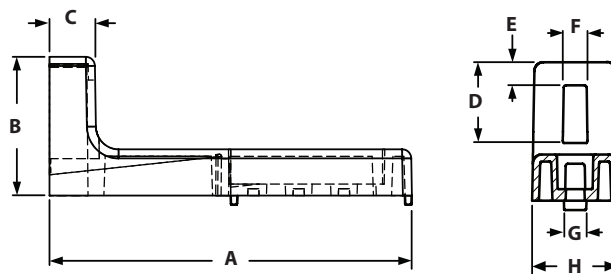


- Threads directly into extrusion end or into 10 and 15 Series base plates
- Jam nut included
- 1050 lb. to 4700 lb. capacity
- See pages 154-157 for base plates



ITEM#	SERIES	A	B	C	D	LOAD CAPACITY
655176	10/15	1/4-20	1.250"	.094"	.563"	1050 lbs
655177	10/15	5/16-18	1.500"	.109"	.750"	1750 lbs
655174	10/15	3/8-16	2.000"	.141"	.875"	2550 lbs
655179	10/15	1/2-13	2.500"	.172"	1.063"	7400 lbs

## DIE-CAST FLOOR BRACKET



◦ Adjustable height up to 2.83"

ITEM#	SERIES	A	B	C	D	E	F	G	H
655766	15	6.300"	2.362"	.787"	1.378"	.394"	.394"	.315"	1.496"

### RECOMMENDED FASTENER

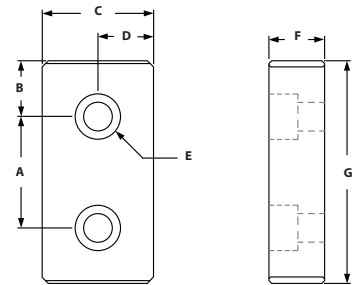
ITEM#	QTY	BOLT	TNUT
651201	3	5/16-18 x 5/8" SHCS	Economy

# TSLOTS Hardware

## 2 HOLE BLANK BASE PLATE



- Mounts leveling feet and threaded stem casters to TSLOTS-requires machining
- Bolts in extrusion end or in T-Slot
- See pages 151-153 for leveling feet
- See page 144 for threaded stem casters



ITEM#	SERIES	A	B	C	D	E-BOLT SIZE	F	G
655662	10	1.000"	.500"	1.000"	.500"	1/4 SHCS	.500"	2.000"
655658	15	1.500"	.750"	1.500"	.750"	5/16 SHCS	.750"	3.000"

### RECOMMENDED FASTENERS (EXTRUSION SLOT)

ITEM#	SERIES	QTY	BOLT	TNUT
651234	10	2	1/4-20 x 1/2" SHCS	Economy
651205	15	2	5/16-18 x 7/8" SHCS	Economy

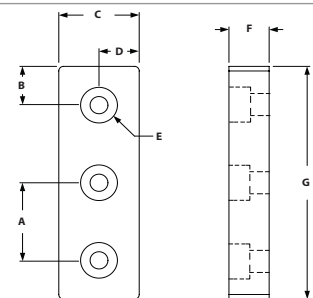
### RECOMMENDED FASTENERS (EXTRUSION END)

ITEM#	SERIES	QTY	BOLT
651027	10	2	1/4-20 x 3/4" SHCS
651059	15	2	5/16-18 x 1" SHCS

## 3 HOLE BLANK BASE PLATE



- Mounts leveling feet and threaded stem casters to TSLOTS-requires machining
- Bolts in extrusion end or in T-Slot
- See pages 151-153 for leveling feet
- See page 144 for threaded stem casters



ITEM#	SERIES	A	B	C	D	E-BOLT SIZE	F	G
655660	15	1.500"	.750"	1.500"	.750"	5/16-18	.750"	4.500"

### RECOMMENDED FASTENERS (EXTRUSION SLOT)

ITEM#	SERIES	QTY	BOLT	TNUT
651234	10	3	1/4-20 x 1/2" SHCS	Economy
651205	15	3	5/16-18 x 7/8" SHCS	Economy

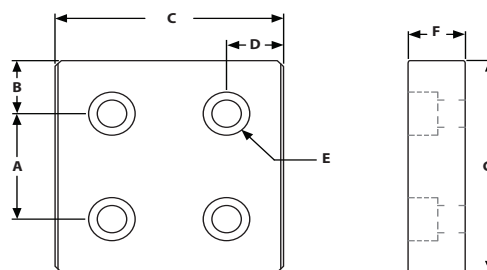
### RECOMMENDED FASTENERS (EXTRUSION END)

ITEM#	SERIES	QTY	BOLT
651027	10	3	1/4-20 x 3/4" SHCS
651059	15	3	5/16-18 x 1" SHCS

### 4 HOLE BLANK BASE PLATE



- Mounts leveling feet and threaded stem casters to TLOTS-requires machining
- Bolts in extrusion end or in T-Slot
- See pages 151-153 for leveling feet
- See page 144 for threaded stem casters



ITEM#	SERIES	A	B	C	D	E-BOLT SIZE	F	G
655663	10	1.000"	.500"	2.000"	.500"	1/4 SHCS	.500"	2.000"
655659	15	1.500"	.750"	3.000"	.750"	5/16 SHCS	.750"	3.000"

#### RECOMMENDED FASTENERS (EXTRUSION SLOT)

ITEM#	SERIES	QTY	BOLT	TNUT
651234	10	3	1/4-20 x 1/2" SHCS	Economy
651205	15	3	5/16-18 x 7/8" SHCS	Economy

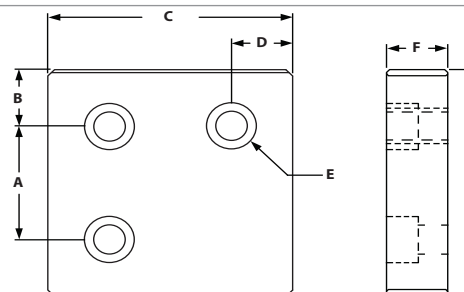
#### RECOMMENDED FASTENERS (EXTRUSION END)

ITEM#	SERIES	QTY	BOLT
651027	10	3	1/4-20 x 3/4" SHCS
651059	15	3	5/16-18 x 1" SHCS

### 3 HOLE CORNER BLANK BASE PLATE



- Mounts leveling feet and threaded stem casters to TLOTS-requires machining
- Bolts in extrusion end or in T-Slot
- See pages 151-153 for leveling feet
- See pages 144 for threaded stem casters



ITEM#	SERIES	A	B	C	D	E-BOLT SIZE	F	G
655664	10	1.000"	.500"	2.000"	.500"	1/4 SHCS	.500"	2.000"
655665	15	1.500"	.750"	3.000"	.750"	5/16 SHCS	.750"	3.000"

#### RECOMMENDED FASTENERS (EXTRUSION SLOT)

ITEM#	SERIES	QTY	BOLT	TNUT
651234	10	3	1/4-20 x 1/2" SHCS	Economy
651205	15	3	5/16-18 x 7/8" SHCS	Economy

#### RECOMMENDED FASTENERS (EXTRUSION END)

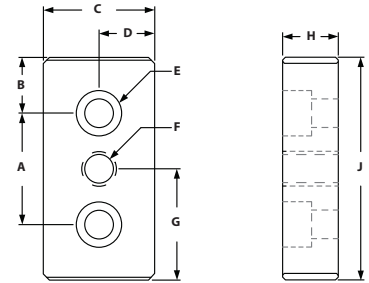
ITEM#	SERIES	QTY	BOLT
651027	10	3	1/4-20 x 3/4" SHCS
651059	15	3	5/16-18 x 1" SHCS

# TSLOTS Hardware

## 3 HOLE CENTER TAP BASE PLATE



- Mounts leveling feet and threaded stem casters to TSLOTS
- Bolts in extrusion end or in T-Slot
- See pages 151-153 for leveling feet
- See pages 144 for threaded stem casters



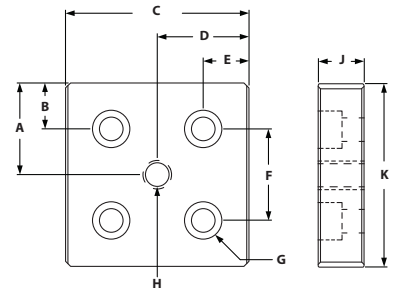
ITEM#	SERIES	A	B	C	D	E-BOLT SIZE	F-THREAD	G	H	J
655120	10	1.000"	.500"	1.000"	.500"	1/4 SHCS	1/4-20	1.000"	.500"	2.000"
659062	10	1.000"	.500"	1.000"	.500"	1/4 SHCS	5/16-18	1.000"	.500"	2.000"
655121	10	1.000"	.500"	1.000"	.500"	1/4 SHCS	3/8-16	1.000"	.500"	2.000"
655127	10	1.000"	.500"	1.000"	.500"	1/4 SHCS	7/16-14	1.000"	.500"	2.000"
655260	10	1.000"	.500"	1.000"	.500"	1/4 SHCS	1/2-13	1.000"	.500"	2.000"
655122	15	1.500"	.750"	1.500"	.750"	5/16 SHCS	3/8-16	1.500"	.750"	3.000"
655128	15	1.500"	.750"	1.500"	.750"	5/16 SHCS	7/16-14	1.500"	.750"	3.000"
655126	15	1.500"	.750"	1.500"	.750"	5/16 SHCS	1/2-13	1.500"	.750"	3.000"
655264	15	1.500"	.750"	1.500"	.750"	5/16 SHCS	3/4-10	1.500"	.750"	3.000"

\*Recommended fasteners below

## 5 HOLE CENTER TAP BASE PLATE



- Mounts leveling feet and threaded stem casters to TSLOTS
- Bolts in extrusion end or in T-Slot
- See pages 151-153 for leveling feet
- See pages 144 for threaded stem casters



ITEM#	SERIES	A	B	C	D	E	F	G-BOLT SIZE	H-THREAD	J	K
655123	10	1.000"	.500"	2.000"	1.000"	.500"	1.000"	1/4 SHCS	3/8-16	.500"	2.000"
655129	10	1.000"	.500"	2.000"	1.000"	.500"	1.000"	1/4 SHCS	7/16-14	.500"	2.000"
655124	10	1.000"	.500"	2.000"	1.000"	.500"	1.000"	1/4 SHCS	1/2-13	.500"	2.000"
655261	10	1.000"	.500"	2.000"	1.000"	.500"	1.000"	1/4 SHCS	3/4-10	.500"	2.000"
655135	15	1.500"	.750"	3.000"	1.500"	.750"	1.500"	5/16 SHCS	7/16-14	.750"	3.000"
655130	15	1.500"	.750"	3.000"	1.500"	.750"	1.500"	5/16 SHCS	1/2-13	.750"	3.000"
655265	15	1.500"	.750"	3.000"	1.500"	.750"	1.500"	5/16 SHCS	3/4-10	.750"	3.000"

### RECOMMENDED FASTENERS (EXTRUSION SLOT)

ITEM#	SERIES	QTY 3HOLE	QTY 5 HOLE	BOLT	TNUT
651234	10	2	4	1/4-20 x 1/2" SHCS	Economy
651205	15	2	4	5/16-18 x 7/8" SHCS	Economy

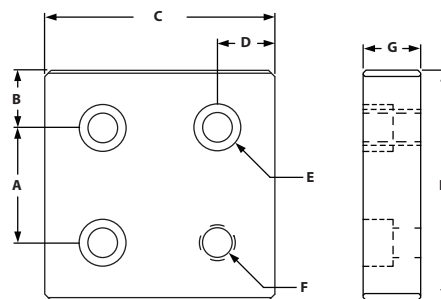
### RECOMMENDED FASTENERS (EXTRUSION END)

ITEM#	SERIES	QTY 3HOLE	QTY 5 HOLE	BOLT
651027	10	2	4	1/4-20 x 3/4" SHCS
651059	15	2	4	5/16-18 x 1" SHCS

## 4 HOLE CORNER TAP BASE PLATE



- Mounts leveling feet and threaded stem casters to T-SLOTS
- Bolts in extrusion end or in T-Slot
- See pages 151-153 for leveling feet
- See page 144 for threaded stem casters



ITEM#	SERIES	A	B	C	D	E-BOLT SIZE	F-THREAD	G	H
655132	10	1.000"	.500"	2.000"	.500"	1/4 SHCS	3/8-16	.500"	2.000"
655133	10	1.000"	.500"	2.000"	.500"	1/4 SHCS	7/16-14	.500"	2.000"
655262	10	1.000"	.500"	2.000"	.500"	1/4 SHCS	1/2-13	.500"	2.000"
655263	10	1.000"	.500"	2.000"	.500"	1/4 SHCS	3/4-10	.500"	2.000"
655136	15	1.500"	.750"	3.000"	.750"	5/16 SHCS	7/16-14	.750"	3.000"
655131	15	1.500"	.750"	3.000"	.750"	5/16 SHCS	1/2-13	.750"	3.000"
655266	15	1.500"	.750"	3.000"	.750"	5/16 SHCS	3/4-10	.750"	3.000"

### RECOMMENDED FASTENERS (EXTRUSION SLOT)

ITEM#	SERIES	QTY	BOLT	TNUT
651234	10	3	1/4-20 x 1/2" SHCS	Economy
651205	15	3	5/16-18 x 7/8" SHCS	Economy

### RECOMMENDED FASTENERS (EXTRUSION END)

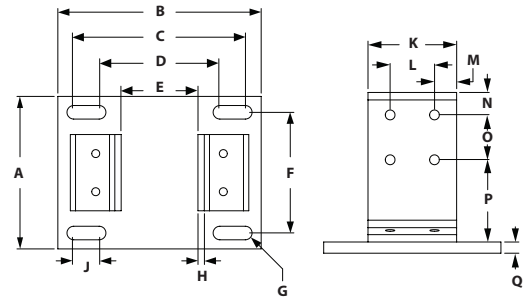
ITEM#	SERIES	QTY	BOLT
651027	10	3	1/4-20 x 3/4" SHCS
651059	15	3	5/16-18 x 1" SHCS

# TSLOTS Hardware

## BASE PLATES - FLOOR MOUNT



- Very strong method of mounting your frame to the floor
- Bolts directly in the T-Slot
- Allows for vertical adjustments
- Slotted base plate holes allow for lateral adjustments



ITEM#	SERIES	TYPE	A	B	C	D	E	F	G	H	J	K	L	M	N	O	P	Q
655267	10	1010	4.000"	5.500"	4.250"	2.250"	1.000"	2.750"	.203"	.250"	1.000"	1.000"	N/A	.500"	.750"	1.500"	2.750"	.250"
655268	10	1020	5.500"	5.500"	4.250"	2.250"	1.000"	4.250"	.203"	.250"	1.000"	2.000"	1.000"	.500"	.750"	1.500"	2.750"	.250"
655269	10	2020	5.500"	6.500"	5.250"	3.250"	2.000"	4.250"	.203"	.250"	1.000"	2.000"	1.000"	.500"	.750"	1.500"	2.750"	.250"
655270	15	1515	5.000"	6.000"	4.750"	2.750"	1.500"	3.750"	.265"	.250"	1.000"	1.500"	N/A	.750"	.750"	1.500"	2.750"	.375"
655271	15	1530	6.000"	6.500"	5.250"	3.250"	1.500"	4.750"	.265"	.250"	1.000"	3.000"	1.500"	.750"	.750"	1.500"	2.750"	.375"
655274	15	3030	6.000"	8.000"	6.750"	4.750"	3.000"	4.750"	.265"	.250"	1.000"	3.000"	1.500"	.750"	.750"	1.500"	2.750"	.375"

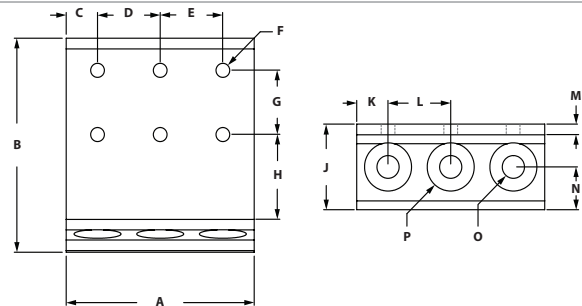
### RECOMMENDED FASTENERS

ITEM#	SERIES	QTY	BOLT	TNUT
651130	10	4 TO 8	1/4-20 x 1/2" BHSCS	Economy
651129	15	4 TO 8	5/16-18 x 11/16" FBHSCS	Economy

## ECONOMY BASE FEET - FLOOR MOUNTS



- Strong economy base plates
- Bolts directly in the T-Slot
- More economical than standard Floor Mount Base Plate



ITEM#	SERIES	A	B	C	D	E	F	G	H	J	K	L	M	N	O	P
655275	10	1.000"	5.000"	.500"	N/A	N/A	.257"	1.500"	2.750"	2.000"	.500"	N/A	.250"	.688"	.390"	.875"
655277	10	2.000"	5.000"	.500"	1.000"	N/A	.257"	1.500"	2.750"	2.000"	.500"	1.000"	.250"	.688"	.390"	.875"
655272	10	3.000"	5.000"	.500"	1.000"	1.000"	.257"	1.500"	2.750"	2.000"	.500"	1.000"	.250"	.688"	.390"	.875"
655276	15	1.500"	5.000"	.750"	N/A	N/A	.328"	1.500"	2.750"	2.000"	.750"	N/A	.250"	.688"	.531"	1.125"
655278	15	3.000"	5.000"	.750"	1.500"	N/A	.328"	1.500"	2.750"	2.000"	.750"	1.500"	.250"	.688"	.531"	1.125"
655273	15	4.500"	5.000"	.750"	1.500"	1.500"	.328"	1.500"	2.750"	2.000"	.750"	1.500"	.250"	.688"	.531"	1.125"

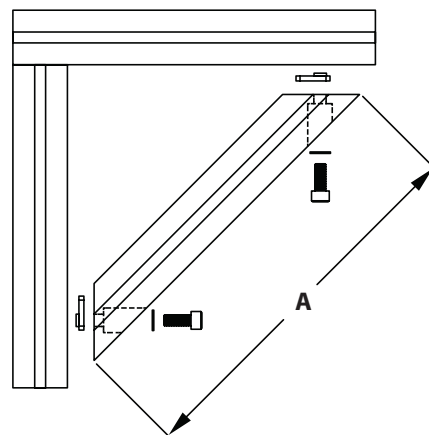
### RECOMMENDED FASTENERS

ITEM#	SERIES	QTY	BOLT	TNUT
651130	10	2 TO 6	1/4-20 x 1/2" BHSCS	Economy
651129	15	2 TO 6	5/16-18 x 11/16" FBHSCS	Economy

## 45 DEGREE SUPPORTS



- Create 45° supports without external joining plates or connectors
- Custom lengths to your specifications
- Fasteners included



### RECOMMENDED FASTENERS

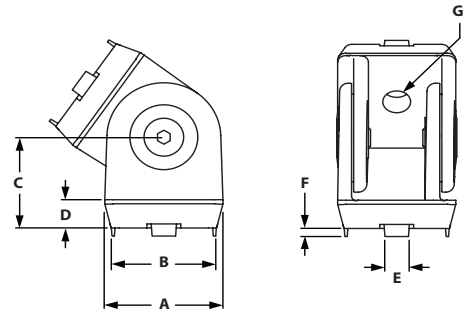
ITEM#	SERIES	PROFILE	A	BOLT	QTY	TNUT	QTY	WASHER	QTY
655371	10	1010	6.000"	651024	2	651163	2	651080	2
655375	10	1010	12.000"	651024	2	651163	2	651080	2
655380	10	1010	18.000"	651024	2	651163	2	651080	2
655372	10	1020	6.000"	651024	4	651163	4	651080	4
655373	10	1020	12.000"	651024	4	651163	4	651080	4
655374	10	1020	18.000"	651024	4	651163	4	651080	4
655355	15	1515	6.000"	651052	2	651097	2	651081	2
655359	15	1515	12.000"	651052	2	651097	2	651081	2
655363	15	1515	18.000"	651052	2	651097	2	651081	2
655365	15	1515	24.000"	651052	2	651097	2	651081	2
655368	15	1515L	6.000"	651052	2	651097	2	651081	2
655367	15	1515L	12.000"	651052	2	651097	2	651081	2
655369	15	1515L	18.000"	651052	2	651097	2	651081	2
655370	15	1515L	24.000"	651052	2	651097	2	651081	2
655357	15	1530	6.000"	651052	4	651097	4	651081	4
655361	15	1530	12.000"	651052	4	651097	4	651081	4
655364	15	1530	18.000"	651052	4	651097	4	651081	4
655366	15	1530	24.000"	651052	4	651097	4	651081	4
655381	15	1530L	6.000"	651052	4	651097	4	651081	4
655382	15	1530L	12.000"	651052	4	651097	4	651081	4
655383	15	1530L	18.000"	651052	4	651097	4	651081	4
655384	15	1530L	24.000"	651052	4	651097	4	651081	4
655356	15	1545	6.000"	651052	6	651097	6	651081	6
655358	15	1545	12.000"	651052	6	651097	6	651081	6
655360	15	1545	18.000"	651052	6	651097	6	651081	6
655362	15	1545	24.000"	651052	6	651097	6	651081	6

# Pivot Joints

## PIVOT JOINT



- Bushing enables pivot to be both structural and dynamic
- Locating pins can be removed to accommodate both extrusion end and side mount assembly

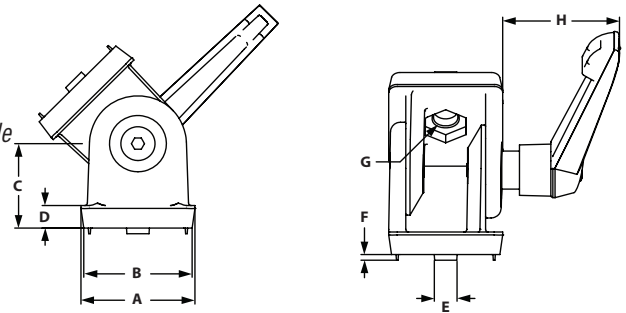


ITEM#	MATERIAL	SERIES	A	B	C	D	E	F	G
664084	Die Cast Zinc	10	1.102"	.984"	.886"	.275"	.236"	.079"	.260"
664086	Die Cast Zinc	15	1.574"	1.496"	1.181"	.315"	.315"	.079"	.335"

## PIVOT JOINT WITH LOCKING HANDLE



- Bushing enables pivot to be both structural and dynamic
- Locating pins can be removed to accommodate both extrusion end and side mount assembly



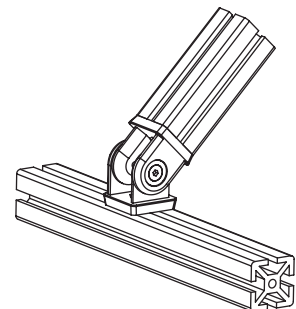
ITEM#	MATERIAL	SERIES	A	B	C	D	E	F	G	H
664085	Die Cast Zinc	10	1.102"	.984"	.886"	.275"	.236"	.079"	.260"	1.181"
664087	Die Cast Zinc	15	1.574"	1.496"	1.181"	.315"	.315"	.079"	.335"	1.614"

### RECOMMENDED FASTENERS (TO EXTRUSION SLOT)

ITEM#	SERIES	QTY	BOLT	TNUT TYPE
651234	10	2	1/4-20 x 1/2" SHCS	Economy
651334 & 651386	10	2	M6 x 16mm SHCS	Economy
651201	15	2	5/16-18 x 5/8" SHCS	Economy
651512	15	2	M8 x 16mm SHCS	Economy

### RECOMMENDED FASTENERS (TO EXTRUSION END)

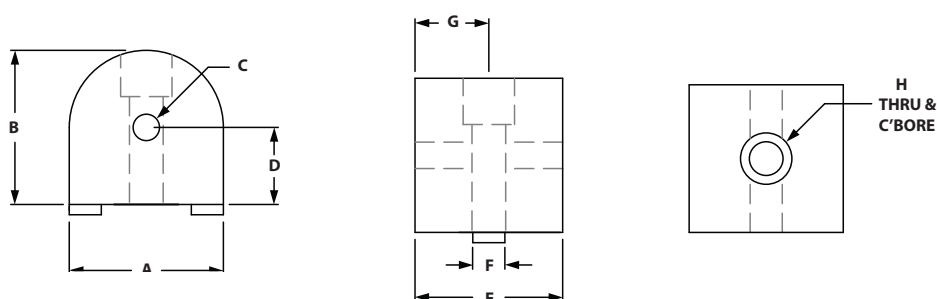
ITEM#	SERIES	QTY	BOLT
651027	10	2	1/4-20 x 3/4" SHCS
651337	10	2	M6 x 20mm SHCS
651052	15	2	5/16-18 x 3/4" SHCS
651346	15	2	M8 x 20mm SHCS





# Dynamic Hinges

## 0° LIVING NUB

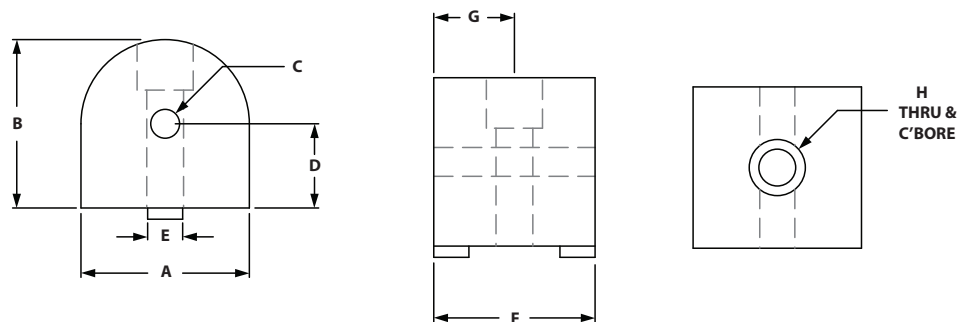


ITEM#	SERIES	A	B	C-TAP	D	E	F	G	H
653111	10	1.000"	1.000"	1/4-20 x .50	.500"	.937"	.250"	.468"	1/4-20
653208	15	1.500"	1.500"	5/16-18 x .75	.750"	1.437"	.312"	.719"	5/16-18

### INCLUDED FASTENERS (TO EXTRUSION SLOT)

ITEM#	SERIES	QTY	BOLT	TNUT TYPE
651119	10	1	1/4-20 x 1" SHCS	Economy
651487	15	1	5/16-18 x 1-1/2" SHCS	Economy

## 90° LIVING NUB



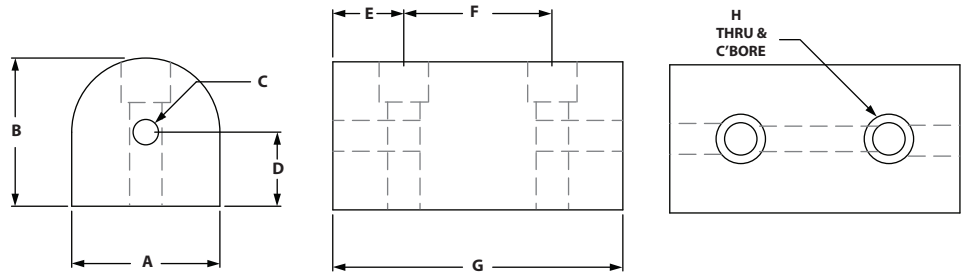
ITEM#	SERIES	A	B	C-TAP	D	E	F	G	H
653113	10	1.000"	1.000"	1/4-20 x .50	.500"	.250"	.937"	.468"	1/4-20
653210	15	1.500"	1.500"	5/16-18 x .75	.750"	.312"	1.437"	.719"	5/16-18

### INCLUDED FASTENERS (TO EXTRUSION SLOT)

ITEM#	SERIES	QTY	BOLT	TNUT TYPE
651119	10	1	1/4-20 x 1" SHCS	Economy
651487	15	1	5/16-18 x 1-1/2" SHCS	Economy

# Dynamic Hinges

## UNIVERSAL LIVING NUB

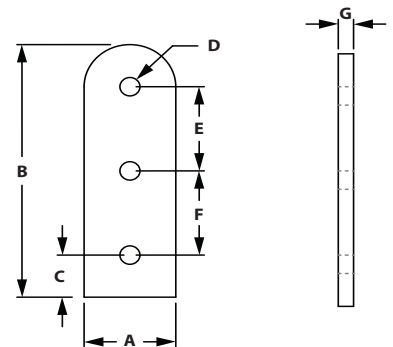


ITEM#	SERIES	A	B	C-TAP	D	E	F	G	H
653108	10	1.000"	1.000"	1/4-20 x .50	.500"	.468"	1.000"	1.937"	1/4-20
653205	15	1.500"	1.500"	5/16-18 x .75	.750"	.719"	1.500"	2.937"	5/16-18

### INCLUDED FASTENERS (TO EXTRUSION SLOT)

COMBO ITEM#	SERIES	QTY	BOLT	TNUT TYPE
651119	10	1	1/4-20 x 1" SHCS	Economy
651487	15	1	5/16-18 x 1-1/2" SHCS	Economy

## STRAIGHT PIVOT ARM

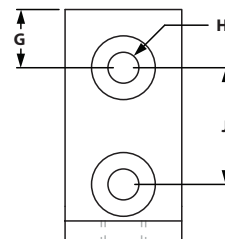
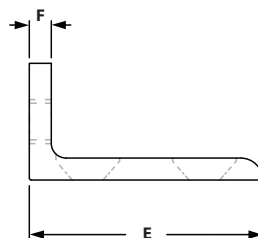
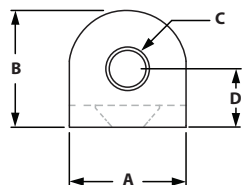


ITEM#	SERIES	A	B	C	D	E	F	G
653114	10	1.000"	3.000"	.500"	.312"	1.000"	1.000"	.188"
653211	15	1.500"	4.500"	.750"	.375"	1.500"	1.500"	.250"

### INCLUDED FASTENERS (TO EXTRUSION SLOT)

COMBO ITEM#	SERIES	QTY	BOLT	TNUT TYPE
651142	10	2	1/4-20 x 1/2" FBHSCS	Double Economy
651141	15	2	5/16-18 x 11/16" FBHSCS	Double Economy

## "L" PIVOT ARM

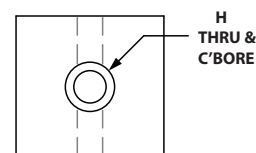
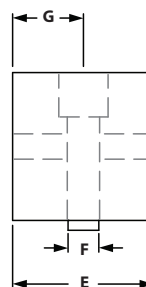
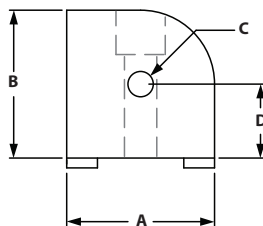


ITEM#	SERIES	A	B	C	D	E	F	G	H	J
653105	10	1.000"	1.000"	.312"	.500"	2.000"	.188"	.500"	.257"	1.000"
653176	15	1.500"	1.500"	.375"	.750"	3.000"	.250"	.750"	.328"	1.500"

### INCLUDED FASTENERS (TO EXTRUSION SLOT)

COMBO ITEM#	SERIES	QTY	BOLT	TNUT TYPE
651185	10	2	1/4-20 x 1/2" FHSCS	Economy
651183	15	2	5/16-18 x 5/8" FHSCS	Economy

## 0° RIGHT ANGLE LIVING NUB



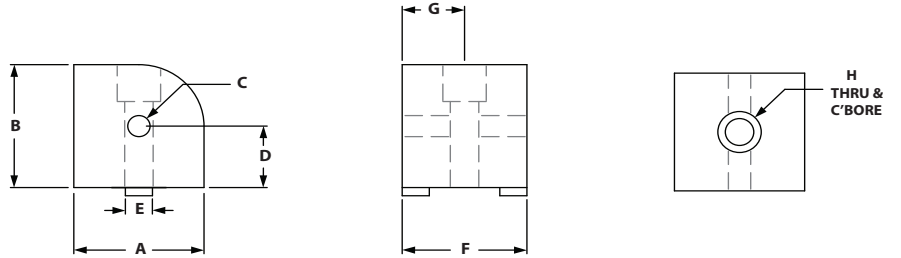
ITEM#	SERIES	A	B	C-TAP	D	E	F	G	H
653022	10	1.000"	1.000"	1/4-20 x .50	.500"	.937"	.250"	.468"	1/4-20
653245	15	1.500"	1.500"	5/16-18 x .75	.750"	1.437"	.312"	.718"	5/16-18

### INCLUDED FASTENERS (TO EXTRUSION SLOT)

COMBO ITEM#	SERIES	QTY	BOLT	TNUT TYPE
651119	10	1	1/4-20 x 1" SHCS	Economy
651487	15	1	5/16-18 x 1-1/2" SHCS	Economy

# Dynamic Hinges

## 90° RIGHT ANGLE LIVING NUB

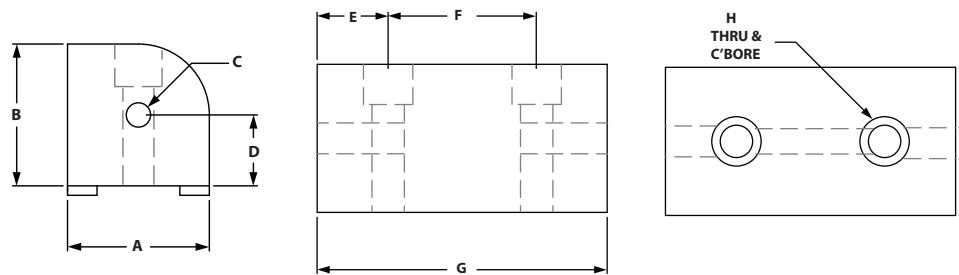


ITEM#	SERIES	A	B	C-TAP	D	E	F	G	H
653023	10	1.000"	1.000"	1/4-20 x .50	.500"	.250"	.937"	.468"	1/4-20
653246	15	1.500"	1.500"	5/16-18 x .75	.750"	.312"	1.437"	.718"	5/16-18

### INCLUDED FASTENERS (TO EXTRUSION SLOT)

COMBO ITEM#	SERIES	QTY	BOLT	TNUT TYPE
651119	10	1	1/4-20 x 1" SHCS	Economy
651487	15	1	5/16-18 x 1-1/2" SHCS	Economy

## UNIVERSAL RIGHT ANGLE LIVING NUB



ITEM#	SERIES	A	B	C-TAP	D	E	F	G	H
653024	10	1.000"	1.000"	1/4-20 x .50	.500"	.468"	1.000"	1.937"	1/4-20
653247	15	1.500"	1.500"	5/16-18 x .75	.750"	.719"	1.500"	2.937"	5/16-18















### INCLUDED FASTENERS (TO EXTRUSION SLOT)

COMBO ITEM#	SERIES	QTY	BOLT	TNUT TYPE
651119	10	2	1/4-20 x 1" SHCS	Economy
651487	15	2	5/16-18 x 1-1/2" SHCS	Economy















# Dynamic Hinge Assembly Charts

Our dynamic hinges are made of a 6000 series aluminum alloy. Our dynamic hinges come with pre-lubricated bronze pivot bearings and hardened stripper bolts. The dynamic hinges are designed to give your design a 0 to 180 degrees of axial motion.

## 10 SERIES DYNAMIC HINGES

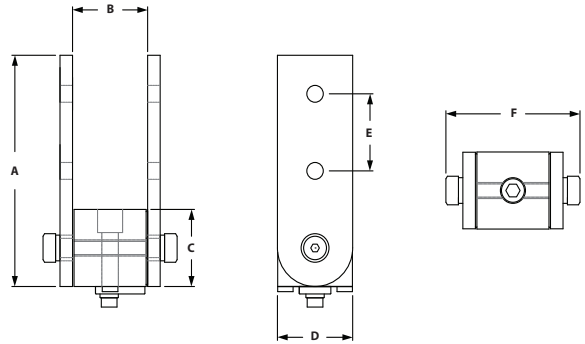
		IND PART NUMBERS				
		 653111	 653113	 653108	 653114	 653105
ASSEMBLY PART NUMBERS	 653110	1			2	
	 653112		1		2	
	 653109			1	2	
	 653101	1				2
	 653102		1			2
	 653104			1		2
	 653095	1			1	1
	 653096		1		1	1
	 653097			1	1	1

## 15 SERIES DYNAMIC HINGES

		IND PART NUMBERS				
		 653208	 653210	 653205	 653211	 653176
ASSEMBLY PART NUMBERS	 653207	1			2	
	 653209		1		2	
	 653206			1	2	
	 653154	1				2
	 653155		1			2
	 653156			1		2
	 653195	1			1	1
	 653196		1		1	1
	 653147			1	1	1

# Dynamic Hinge Assemblies

## 0° LIVING HINGE

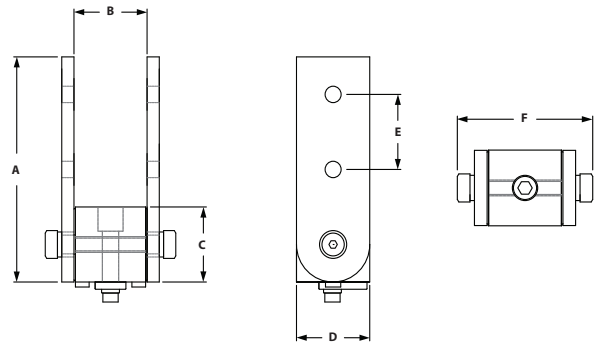


ITEM#	SERIES	NUB (QTY)	ARM (QTY)	A	B	C	D	E	F
653110	10	653111 (1)	653114 (2)	3.000"	1.000"	1.000"	1.000"	1.000"	1.863"
653207	15	653208 (1)	653211 (2)	4.500"	1.500"	1.500"	1.500"	1.500"	2.673"

### INCLUDED FASTENERS

NUB TO EXTRUSION				ARMS TO NUB			ARMS TO EXTRUSION		
SERIES	ITEM#	QTY	DESCRIPTION	ITEM#	QTY	DESCRIPTION	ITEM#	QTY	DESCRIPTION
10	651119	1	SHCS & tnut	651244	1	Shldr. bolt & Nylon Washers	651142	2	DBL tnut & bolts
15	651487	1	SHCS & tnut	651243	1	Shldr. bolt & Nylon Washers	651141	2	DBL tnut & bolts

## 90° LIVING HINGE

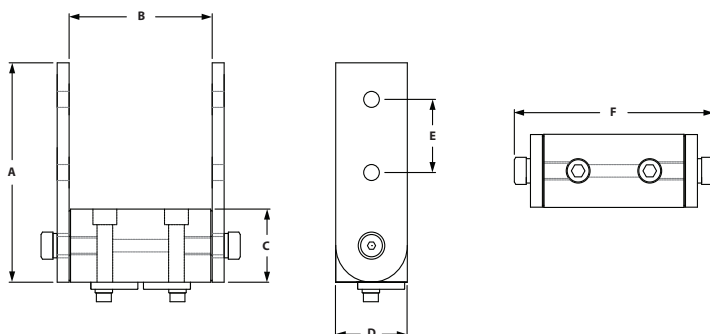


ITEM#	SERIES	NUB (QTY)	ARM (QTY)	A	B	C	D	E	F
653112	10	653113 (1)	653114 (2)	3.000"	1.000"	1.000"	1.000"	1.000"	1.863"
653209	15	653210 (1)	653211 (2)	4.500"	1.500"	1.500"	1.500"	1.500"	2.673"

### INCLUDED FASTENERS

NUB TO EXTRUSION				ARMS TO NUB			ARMS TO EXTRUSION		
SERIES	ITEM#	QTY	DESCRIPTION	ITEM#	QTY	DESCRIPTION	ITEM#	QTY	DESCRIPTION
10	651119	1	SHCS & tnut	651244	1	Shldr. bolt & Nylon Washers	651142	2	DBL tnut & bolts
15	651487	1	SHCS & tnut	651243	1	Shldr. bolt & Nylon Washers	651141	2	DBL tnut & bolts

## UNIVERSAL LIVING HINGE

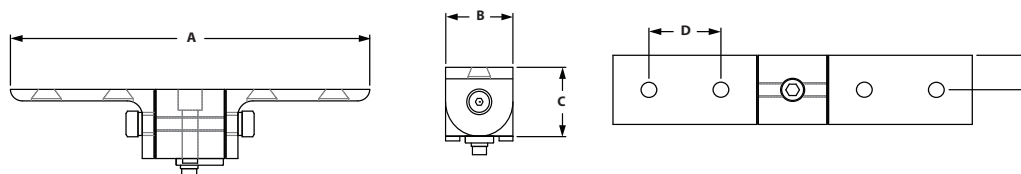


ITEM#	SERIES	NUB (QTY)	ARM (QTY)	A	B	C	D	E	F
653109	10	653108 (1)	653114 (2)	3.000"	2.000"	1.000"	1.000"	1.000"	2.876"
653206	15	653205 (1)	653211 (2)	4.500"	3.000"	1.500"	1.500"	1.500"	4.174"

### INCLUDED FASTENERS

NUB TO EXTRUSION				ARMS TO NUB			ARMS TO EXTRUSION		
SERIES	ITEM#	QTY	DESCRIPTION	ITEM#	QTY	DESCRIPTION	ITEM#	QTY	DESCRIPTION
10	651119	2	SHCS & tnut	651244	1	Shldr. bolt & Nylon Washers	651142	2	DBL tnut & bolts
15	651487	2	SHCS & tnut	651243	1	Shldr. bolt & Nylon Washers	651141	2	DBL tnut & bolts

## 0° LIVING HINGE - CORNER BRACKET



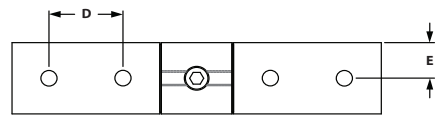
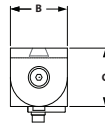
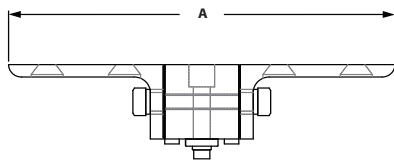
ITEM#	SERIES	NUB (QTY)	ARM (QTY)	A	B	C	D	E
653101	10	653111 (1)	653105 (2)	5.000"	1.000"	1.000"	1.000"	.500"
653154	15	653208 (1)	653176 (2)	7.500"	1.500"	1.500"	1.500"	.750"

### INCLUDED FASTENERS

NUB TO EXTRUSION				ARMS TO NUB			ARMS TO EXTRUSION			
SERIES	ITEM#	QTY	DESCRIPTION	ITEM#	QTY	DESCRIPTION	ITEM#	QTY	ITEM#	QTY
10	651119	1	SHCS & tnut	651244	1	Shldr. bolt & Nylon Washers	651178	4	651099	2
15	651487	1	SHCS & tnut	651243	1	Shldr. bolt & Nylon Washers	651181	4	651098	2

# Dynamic Hinge Assemblies

## 90° LIVING HINGE - CORNER BRACKET

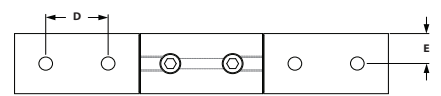
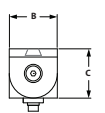
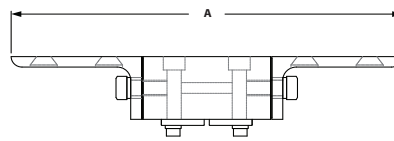


ITEM#	SERIES	NUB (QTY)	ARM (QTY)	A	B	C	D	E
653102	10	653113 (1)	653105 (2)	5.000"	1.000"	1.000"	1.000"	.500"
653155	15	653210 (1)	653176 (2)	7.500"	1.500"	1.500"	1.500"	.750"

### INCLUDED FASTENERS

NUB TO EXTRUSION				ARMS TO NUB			ARMS TO EXTRUSION			
SERIES	ITEM#	QTY	DESCRIPTION	ITEM#	QTY	DESCRIPTION	ITEM#	QTY	ITEM#	QTY
10	651119	1	SHCS & tnut	651244	1	Shldr. bolt & Nylon Washers	651178	4	651099	2
15	651487	1	SHCS & tnut	651243	1	Shldr. bolt & Nylon Washers	651181	4	651098	2

## UNIVERSAL LIVING HINGE - CORNER BRACKET



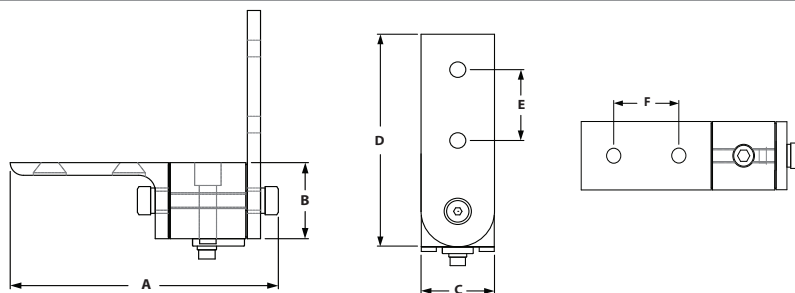
ITEM#	SERIES	NUB (QTY)	ARM (QTY)	A	B	C	D	E
653104	10	653108 (1)	653105 (2)	6.000"	1.000"	1.000"	1.000"	.500"
653156	15	653205 (1)	653176 (2)	9.000"	1.500"	1.500"	1.500"	.750"

### INCLUDED FASTENERS

NUB TO EXTRUSION				ARMS TO NUB			ARMS TO EXTRUSION			
SERIES	ITEM#	QTY	DESCRIPTION	ITEM#	QTY	DESCRIPTION	ITEM#	QTY	ITEM#	QTY
10	651119	2	SHCS & tnut	651244	1	Shldr. bolt & Nylon Washers	651178	4	651099	2
15	651487	2	SHCS & tnut	651243	1	Shldr. bolt & Nylon Washers	651181	4	651098	2



### 0° LIVING HINGE - CORNER BRACKET W/ARM

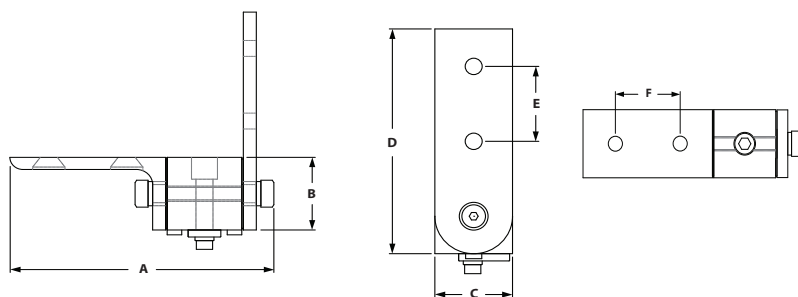


ITEM#	SERIES	NUB (QTY)	ARM (QTY)	A	B	C	D	E	F
653095	10	653111 (1)	653114 (1), 653105 (1)	3.450"	1.000"	1.000"	3.000"	1.000"	1.000"
653195	15	653208 (1)	653211 (1), 653176 (1)	5.075"	1.500"	1.500"	4.500"	1.500"	1.500"

#### INCLUDED FASTENERS

SERIES	NUB TO EXTRUSION			ARMS TO NUB		ARMS TO EXTRUSION					
	ITEM#	QTY	DESCRIPTION	ITEM#	QTY	ITEM#	QTY	ITEM#	QTY	ITEM#	QTY
10	651119	1	SHCS & tnut	651244	1	651142	1	651178	2	651099	1
15	651487	1	SHCS & tnut	651243	1	651141	1	651181	2	651098	1

### 90° LIVING HINGE - CORNER BRACKET W/ARM



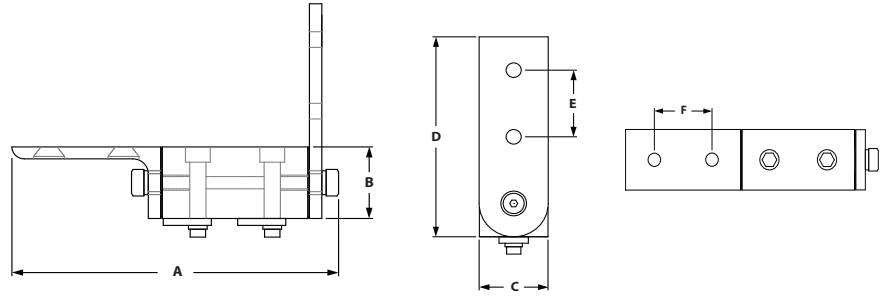
ITEM#	SERIES	NUB (QTY)	ARM (QTY)	A	B	C	D	E	F
653096	10	653113 (1)	653114 (1), 653105 (1)	3.450"	1.000"	1.000"	3.000"	1.000"	1.000"
653196	15	653210 (1)	653211 (1), 653176 (1)	5.075"	1.500"	1.500"	4.500"	1.500"	1.500"

#### INCLUDED FASTENERS

SERIES	NUB TO EXTRUSION			ARMS TO NUB		ARMS TO EXTRUSION					
	ITEM#	QTY	DESCRIPTION	ITEM#	QTY	ITEM#	QTY	ITEM#	QTY	ITEM#	QTY
10	651119	1	SHCS & tnut	651244	1	651142	1	651178	2	651099	1
15	651487	1	SHCS & tnut	651243	1	651141	1	651181	2	651098	1

# Dynamic Hinge Assemblies

## UNIVERSAL LIVING HINGE - CORNER BRACKET W/ARM

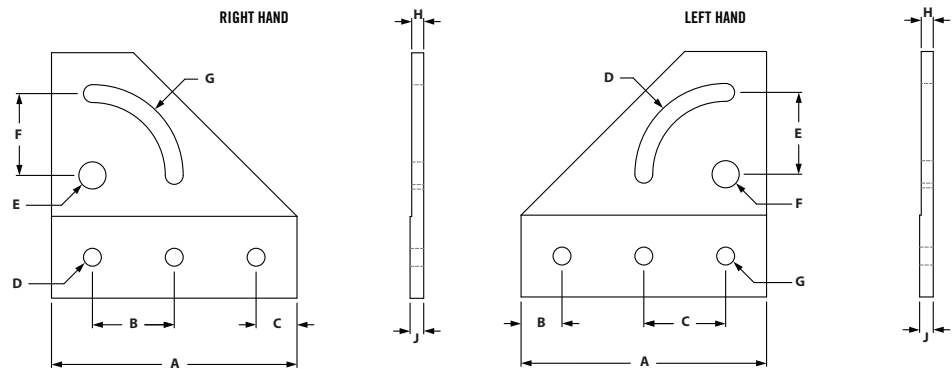


ITEM#	SERIES	NUB (QTY)	ARM (QTY)	A	B	C	D	E	F
653097	10	653108 (1)	653114 (1), 653105 (1)	4.445"	1.000"	1.000"	3.000"	1.000"	1.000"
653147	15	653205 (1)	653211 (1), 653176 (1)	6.575"	1.500"	1.500"	4.500"	1.500"	1.500"

### INCLUDED FASTENERS

NUB TO EXTRUSION				ARMS TO NUB		ARMS TO EXTRUSION					
SERIES	ITEM#	QTY	DESCRIPTION	ITEM#	QTY	ITEM#	QTY	ITEM#	QTY	ITEM#	QTY
10	651119	2	SHCS & tnut	651244	1	651142	1	651178	2	651099	1
15	651487	2	SHCS & tnut	651243	1	651141	1	651181	2	651098	1

## 90° PIVOT BRACKET PLATES



### LEFT HAND PLATE

ITEM#	SERIES	A	B	C	D	E	F	G	H	J
653070	10	3.000"	.500"	1.000"	.265"	1.000"	.312"	.281"	.158"	.188"
653166	15	4.500"	.750"	1.500"	.328"	1.500"	.375"	.328"	.220"	.250"

### RIGHT HAND PLATE

ITEM#	SERIES	A	B	C	D	E	F	G	H	J
653074	10	3.000"	1.000"	.500"	.281"	.312"	1.000"	.265"	.158"	.188"
653170	15	4.500"	1.500"	.750"	.328"	.375"	1.500"	.328"	.220"	.250"

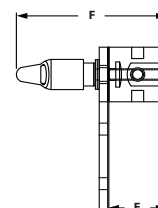
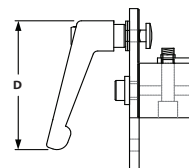
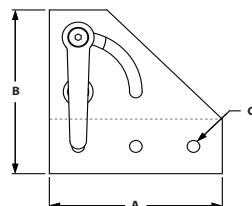
### RECOMMENDED FASTENERS (MOUNT TO EXTRUSION)

COMBO ITEM#	SERIES	QTY	BOLT	TNUT TYPE
651130	10	3	1/4-20 x 1/2" FBHSCS	Economy
651129	15	3	5/16-18 x 11/16" FBHSCS	Economy

## 90° PIVOT BRACKET ASSEMBLY



- 90 Degrees of motion
- Permanently lubricated bronze bushings at high strength pivot points
- Nylon washers between plate and extrusion allow for smooth motion



### LEFT HANDED

ITEM#	SERIES	PLATE	NUB	HANDLE	A	B	C	D	E	F
653076	10	653070	653116	699956	3.000"	3.000"	.281"	2.055"	1.000"	2.754"
653172	15	653166	653213	655676	4.500"	4.500"	.328"	3.500"	1.500"	4.015"

### RIGHT HANDED

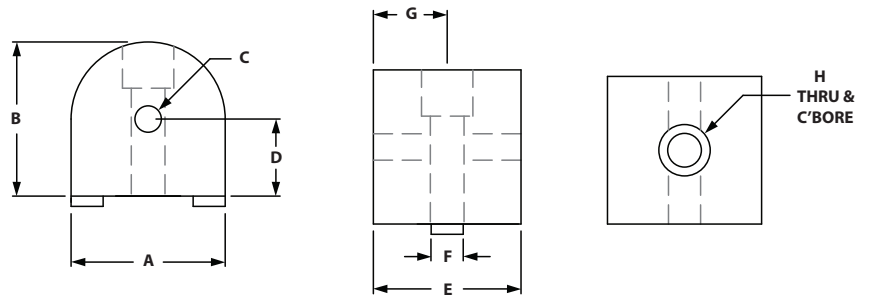
ITEM#	SERIES	PLATE	NUB	HANDLE	A	B	C	D	E	F
653082	10	653074	653116	699956	3.000"	3.000"	.281"	2.055"	1.000"	2.754"
653180	15	653170	653213	655676	4.500"	4.500"	.328"	3.500"	1.500"	4.015"

### RECOMMENDED FASTENERS (MOUNT TO EXTRUSION)

COMBO ITEM#	SERIES	QTY	BOLT	TNUT TYPE
651130	10	3	1/4-20 x 1/2" FBHSCS	Economy
651129	15	3	5/16-18 x 11/16" FBHSCS	Economy

# Structural Hinges

## 0° PIVOT NUB

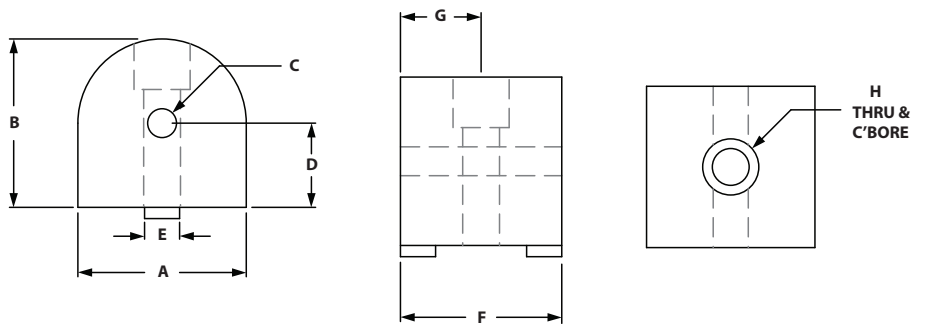


ITEM#	SERIES	A	B	C-TAP	D	E	F	G	H
653116	10	1.000"	1.000"	1/4-20 x .50	.500"	1.000"	.250"	.500"	1/4-20
653213	15	1.500"	1.500"	5/16-18 x .75	.750"	1.500"	.312"	.750"	5/16-18

### INCLUDED FASTENERS

COMBO ITEM#	SERIES	QTY	BOLT	TNUT TYPE
651119	10	1	1/4-20 x 1" SHCS	Economy
651487	15	1	5/16-18 x 1-1/2" SHCS	Economy

## 90° PIVOT NUB

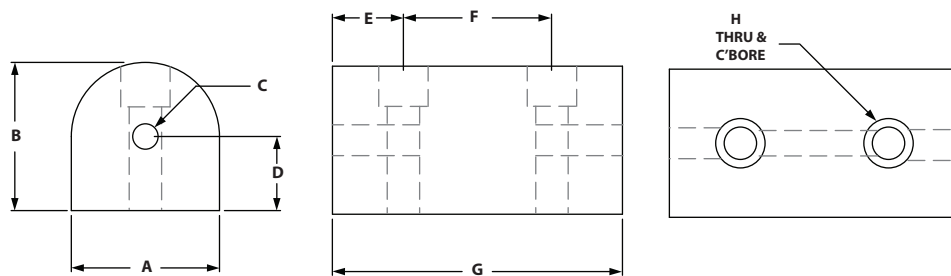


ITEM#	SERIES	A	B	C-TAP	D	E	F	G	H
653117	10	1.000"	1.000"	1/4-20 x .50	.500"	.250"	1.000"	.500"	1/4-20
653214	15	1.500"	1.500"	5/16-18 x .75	.750"	.312"	1.500"	.750"	5/16-18

### INCLUDED FASTENERS

COMBO ITEM#	SERIES	QTY	BOLT	TNUT TYPE
651119	10	1	1/4-20 x 1" SHCS	Economy
651487	15	1	5/16-18 x 1-1/2" SHCS	Economy

## UNIVERSAL PIVOT NUB

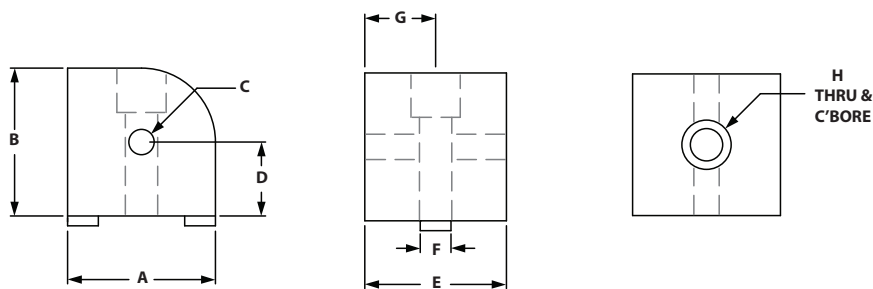


ITEM#	SERIES	A	B	C	D	E	F	G	H
653115	10	1.000"	1.000"	1/4-20 x .50	.500"	.500"	1.000"	2.000"	1/4-20
653212	15	1.500"	1.500"	5/16-18 x .75	.750"	.750"	1.500"	3.000"	5/16-18

### INCLUDED FASTENERS

COMBO ITEM#	SERIES	QTY	BOLT	TNUT TYPE
651119	10	2	1/4-20 x 1" SHCS	Economy
651487	15	2	5/16-18 x 1-1/2" SHCS	Economy

## 0° RIGHT ANGLE PIVOT NUB



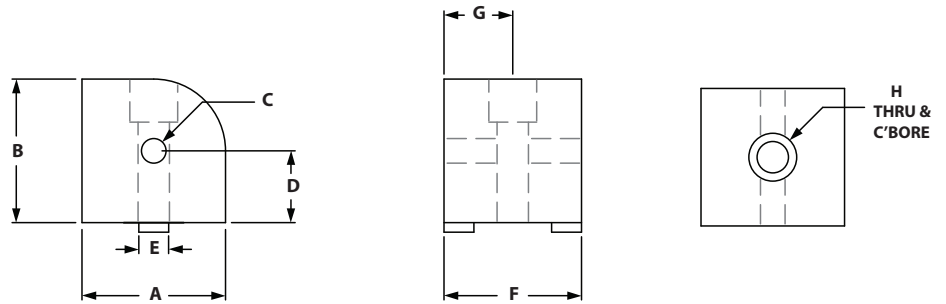
ITEM#	SERIES	A	B	C-TAP	D	E	F	G	H
653000	10	1.000"	1.000"	1/4-20 x .50	.500"	1.000"	.250"	.500"	1/4-20
653223	15	1.500"	1.500"	5/16-18 x .75	.750"	1.500"	.312"	.750"	5/16-18

### INCLUDED FASTENERS

COMBO ITEM#	SERIES	QTY	BOLT	TNUT TYPE
651119	10	1	1/4-20 x 1" SHCS	Economy
651487	15	1	5/16-18 x 1-1/2" SHCS	Economy

# Structural Hinges

## 90° RIGHT ANGLE PIVOT NUB

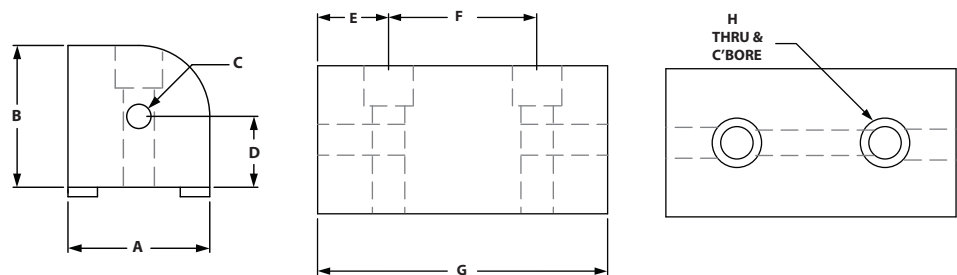


ITEM#	SERIES	A	B	C-TAP	D	E	F	G	H
653001	10	1.000"	1.000"	1/4-20 x .50	.500"	.250"	1.000"	.500"	1/4-20
653224	15	1.500"	1.500"	5/16-18 x .75	.750"	.312"	1.500"	.750"	5/16-18

### INCLUDED FASTENERS

COMBO ITEM#	SERIES	QTY	BOLT	TNUT TYPE
651119	10	1	1/4-20 x 1" SHCS	Economy
651487	15	1	5/16-18 x 1-1/2" SHCS	Economy

## RIGHT ANGLE UNIVERSAL PIVOT NUB

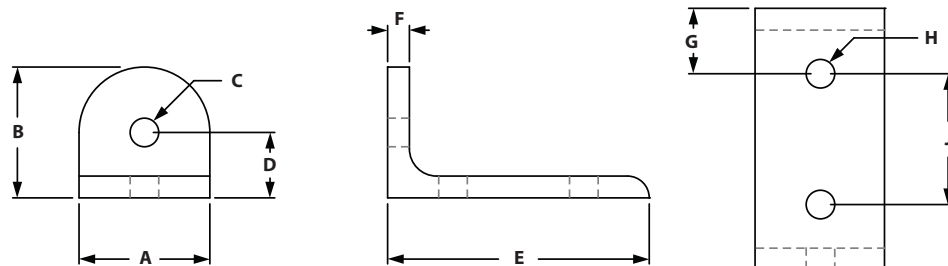


ITEM#	SERIES	A	B	C-TAP	D	E	F	G	H
653002	10	1.000"	1.000"	1/4-20 x .50	.500"	.500"	1.00"	2.000"	1/4-20
653225	15	1.500"	1.500"	5/16-18 x .75	.750"	.750"	1.500"	3.000"	5/16-18

### INCLUDED FASTENERS

COMBO ITEM#	SERIES	QTY	BOLT	TNUT TYPE
651119	10	2	1/4-20 x 1" SHCS	Economy
651487	15	2	5/16-18 x 1-1/2" SHCS	Economy

## "L" PIVOT ARM

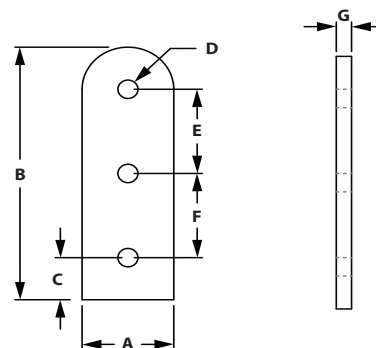


ITEM#	SERIES	A	B	C	D	E	F	G	H	J
653083	10	1.000"	1.000"	.281"	.500"	2.000"	.188"	.500"	.281"	1.000"
653181	15	1.500"	1.500"	.328"	.750"	3.000"	.250"	.750"	.328"	1.500"

### RECOMMENDED FASTENERS

COMBO ITEM#	SERIES	QTY	BOLT	TNUT TYPE
651171	10	3	1/4-20 x 1/2" BHSCS	Economy
651129	15	3	5/16-18 x 11/16" FBHSCS	Economy

## STANDARD PIVOT ARM



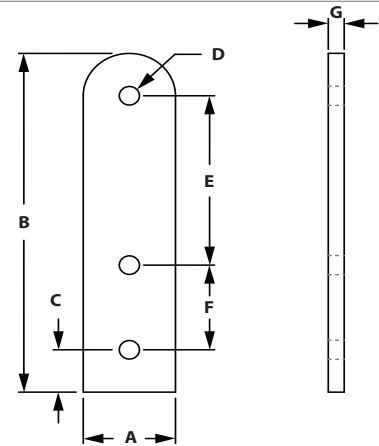
ITEM#	SERIES	A	B	C	D	E	F	G
653119	10	1.000"	3.000"	.500"	.257"	1.000"	1.000"	.188"
653219	15	1.500"	4.500"	.750"	.328"	1.500"	1.500"	.250"

### RECOMMENDED FASTENERS

COMBO ITEM#	SERIES	QTY	BOLT	TNUT TYPE
651171	10	3	1/4-20 x 1/2" BHSCS	Economy
651129	15	3	5/16-18 x 11/16" FBHSCS	Economy

# Structural Hinges

## EXTENDED PIVOT ARM



ITEM#	SERIES	A	B	C	D	E	F	G
653122	10	1.000"	4.000"	.500"	.257"	2.000"	1.000"	.188"
653222	15	1.500"	6.000"	.750"	.328"	3.000"	1.500"	.250"

### RECOMMENDED FASTENERS












COMBO ITEM#	SERIES	QTY	BOLT	TNUT TYPE
651130	10	3	1/4-20 x 1/2" BHSCS	Economy
651129	15	3	5/16-18 x 11/16" FBHSCS	Economy

















# Structural Hinge Assembly Charts

Our structural hinges come with a standard flanged bolt and are secured in place with no motion available.

## 10 SERIES STRUCTURAL HINGES

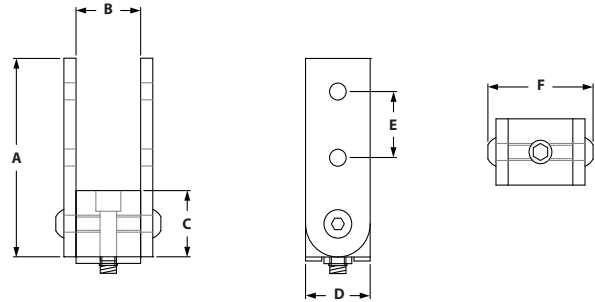
		IND PART NUMBERS				
		 653116	 653117	 653115	 653083	 653119
ASSEMBLY PART NUMBERS	 653120	1				2
	 653121		1			2
	 653118			1		2
	 653087	1			2	
	 653088		1		2	
	 653090			1	2	

## 15 SERIES STRUCTURAL HINGES

		IND PART NUMBERS				
		 653213	 653214	 653212	 653181	 653219
ASSEMBLY PART NUMBERS	 653220	1				2
	 653221		1			2
	 653218			1		2
	 653185	1			2	
	 653186		1		2	
	 653188			1	2	
	 653189	1			1	1
	 653190		1		1	1
 653191			1	1	1	

# Structural Hinges Assemblies

## 0° PIVOT HINGE



ITEM#	SERIES	NUB (QTY)	ARM (QTY)	A	B	C	D	E	F
653120	10	653116 (1)	653119 (2)	3.000"	1.000"	1.000"	3.000"	1.000"	1.626"
653220	15	653213 (1)	653219 (2)	4.500"	1.500"	1.500"	4.500"	1.500"	2.315"

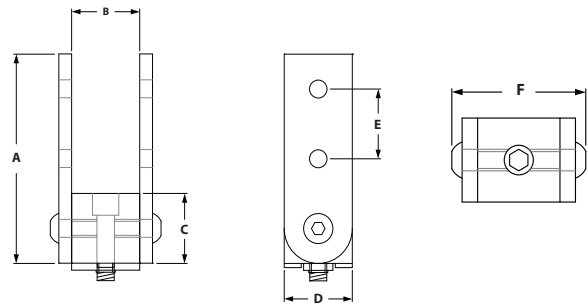
### INCLUDED FASTENERS

NUB TO EXTRUSION				ARMS TO NUB		
SERIES	ITEM#	QTY	DESCRIPTION	ITEM#	QTY	DESCRIPTION
10	651119	1	SHCS & tnut	651136	2	1/4-20 x 1/2" FBHSCS
15	651487	1	SHCS & tnut	651134	2	5/16-18 x 11/16" FBHSCS

### RECOMMENDED FASTENERS (ARM TO EXTRUSION)

ITEM#	SERIES	QTY	BOLT	TNUT TYPE
651130	10	4	1/4-20 x 1/2" FBHSCS	Economy
651129	15	4	5/16-18 x 11/16" FBHSCS	Economy

## 90° PIVOT HINGE



ITEM#	SERIES	NUB (QTY)	ARM (QTY)	A	B	C	D	E	F
653121	10	653117 (1)	653119 (2)	3.000"	1.000"	1.000"	3.000"	1.000"	1.626"
653221	15	653214 (1)	653219 (2)	4.500"	1.500"	1.500"	4.500"	1.500"	2.315"

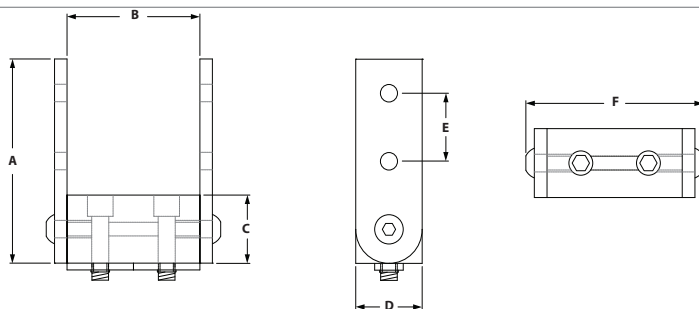
### INCLUDED FASTENERS

NUB TO EXTRUSION				ARMS TO NUB		
SERIES	ITEM#	QTY	DESCRIPTION	ITEM#	QTY	DESCRIPTION
10	651119	1	SHCS & tnut	651136	2	1/4-20 x 1/2" FBHSCS
15	651487	1	SHCS & tnut	651134	2	5/16-18 x 11/16" FBHSCS

### RECOMMENDED FASTENERS (ARM TO EXTRUSION)

ITEM#	SERIES	QTY	BOLT	TNUT TYPE
651130	10	4	1/4-20 x 1/2" FBHSCS	Economy
651129	15	4	5/16-18 x 11/16" FBHSCS	Economy

## UNIVERSAL PIVOT HINGE



ITEM#	SERIES	NUB (QTY)	ARM (QTY)	A	B	C	D	E	F
653118	10	653115 (1)	653119 (2)	3.000"	2.000"	1.000"	1.000"	1.000"	2.626"
653218	15	653212 (1)	653219 (2)	4.500"	3.000"	1.500"	1.500"	1.500"	3.310"

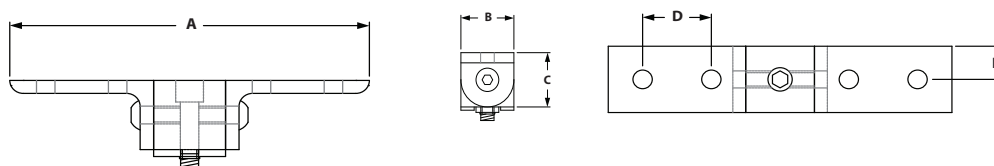
### INCLUDED FASTENERS

NUB TO EXTRUSION				ARMS TO NUB		
SERIES	ITEM#	QTY	DESCRIPTION	ITEM#	QTY	DESCRIPTION
10	651119	2	SHCS & tnut	651136	2	1/4-20 x 1/2" FBHSCS
15	651487	2	SHCS & tnut	651134	2	5/16-18 x 11/16" FBHSCS

### RECOMMENDED FASTENERS (ARM TO EXTRUSION)

ITEM#	SERIES	QTY	BOLT	TNUT TYPE
651130	10	4	1/4-20 x 1/2" FBHSCS	Economy
651129	15	4	5/16-18 x 11/16" FBHSCS	Economy

## 0° "L" ARM PIVOT HINGE



ITEM#	SERIES	NUB (QTY)	ARM (QTY)	A	B	C	D	E
653087	10	653116 (1)	653083 (2)	5.000"	1.000"	1.000"	1.000"	.500"
653185	15	653213 (1)	653181 (2)	7.500"	1.500"	1.500"	1.500"	.750"

### INCLUDED FASTENERS

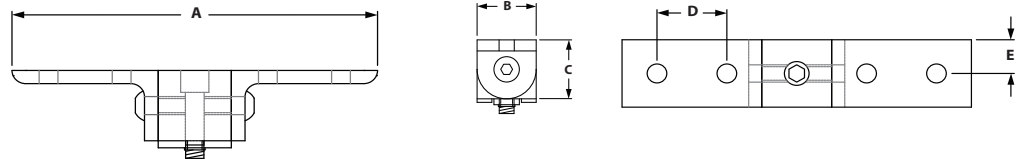
NUB TO EXTRUSION				ARMS TO NUB		
SERIES	ITEM#	QTY	DESCRIPTION	ITEM#	QTY	DESCRIPTION
10	651119	1	SHCS & tnut	651136	2	1/4-20 x 1/2" FBHSCS
15	651487	1	SHCS & tnut	651134	2	5/16-18 x 11/16" FBHSCS

### RECOMMENDED FASTENERS (ARM TO EXTRUSION)

ITEM#	SERIES	QTY	BOLT	TNUT TYPE
651130	10	4	1/4-20 x 1/2" FBHSCS	Economy
651129	15	4	5/16-18 x 11/16" FBHSCS	Economy

# Dynamic & Structural Hinges

## 90° "L" ARM PIVOT HINGE



ITEM#	SERIES	NUB (QTY)	ARM (QTY)	A	B	C	D	E
653088	10	653117 (1)	653083 (2)	5.000"	1.000"	1.000"	1.000"	.500"
653186	15	653214 (1)	653181 (2)	7.500"	1.500"	1.500"	1.500"	.750"

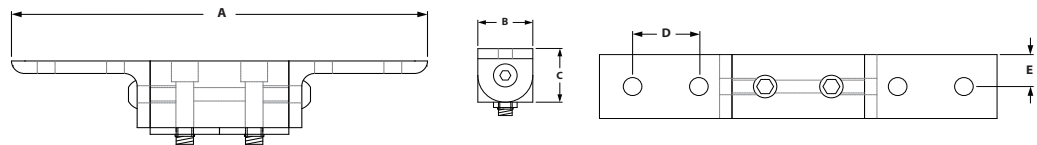
### INCLUDED FASTENERS

NUB TO EXTRUSION				ARMS TO NUB		
SERIES	ITEM#	QTY	DESCRIPTION	ITEM#	QTY	DESCRIPTION
10	651119	1	SHCS & tnut	651136	2	1/4-20 x 1/2" FBHSCS
15	651487	1	SHCS & tnut	651134	2	5/16-18 x 11/16" FBHSCS

### RECOMMENDED FASTENERS (ARM TO EXTRUSION)

ITEM#	SERIES	QTY	BOLT	TNUT TYPE
651130	10	4	1/4-20 x 1/2" FBHSCS	Economy
651129	15	4	5/16-18 x 11/16" FBHSCS	Economy

## UNIVERSAL "L" ARM PIVOT HINGE



ITEM#	SERIES	NUB (QTY)	ARM (QTY)	A	B	C	D	E
653090	10	653115 (1)	653083 (2)	6.000"	1.000"	1.000"	1.000"	.500"
653188	15	653212 (1)	653181 (2)	9.000"	1.500"	1.500"	1.500"	.750"

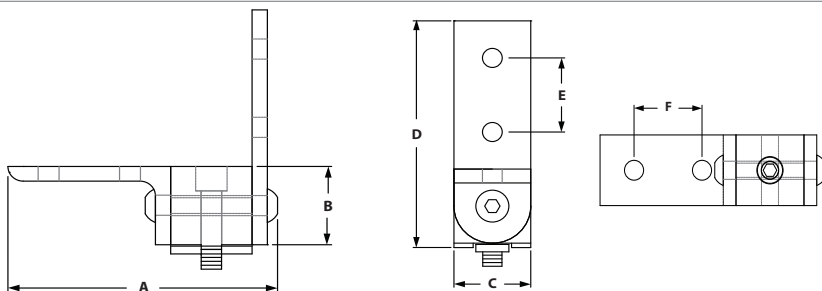
### INCLUDED FASTENERS

NUB TO EXTRUSION				ARMS TO NUB		
SERIES	ITEM#	QTY	DESCRIPTION	ITEM#	QTY	DESCRIPTION
10	651119	2	SHCS & tnut	651136	2	1/4-20 x 1/2" FBHSCS
15	651487	2	SHCS & tnut	651134	2	5/16-18 x 11/16" FBHSCS

### RECOMMENDED FASTENERS (ARM TO EXTRUSION)

ITEM#	SERIES	QTY	BOLT	TNUT TYPE
651130	10	4	1/4-20 x 1/2" FBHSCS	Economy
651129	15	4	5/16-18 x 11/16" FBHSCS	Economy

### 0° "L" ARM and STRAIGHT ARM PIVOT HINGE



ITEM#	SERIES	NUB (QTY)	ARM (QTY)	A	B	C	D	E	F
653189	15	653213 (1)	653181 (1), 653219 (1)	4.900"	1.500"	1.500"	4.500"	1.000"	1.500"

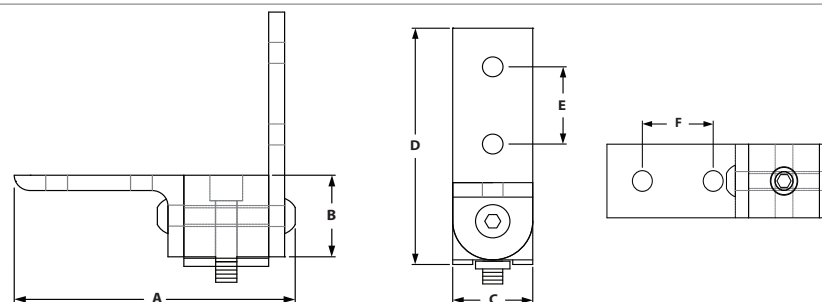
#### INCLUDED FASTENERS

NUB TO EXTRUSION				ARMS TO NUB		
SERIES	ITEM#	QTY	DESCRIPTION	ITEM#	QTY	DESCRIPTION
15	651487	1	SHCS & tnut	651134	2	5/16-18 x 11/16" FBHSCS

#### RECOMMENDED FASTENERS (ARM TO EXTRUSION)

ITEM#	SERIES	QTY	BOLT	TNUT TYPE
651129	15	4	5/16-18 x 11/16" FBHSCS	Economy

### 90° "L" ARM and STRAIGHT ARM PIVOT HINGE



ITEM#	SERIES	NUB (QTY)	ARM (QTY)	A	B	C	D	E	F
653190	15	653214 (1)	653181 (1), 653219 (1)	4.900"	1.500"	1.500"	4.500"	1.000"	1.500"

#### INCLUDED FASTENERS

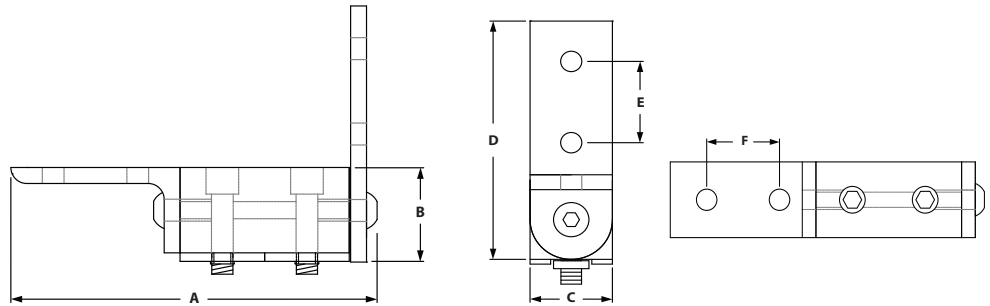
NUB TO EXTRUSION				ARMS TO NUB		
SERIES	ITEM#	QTY	DESCRIPTION	ITEM#	QTY	DESCRIPTION
15	651487	1	SHCS & tnut	651134	2	5/16-18 x 11/16" FBHSCS

#### RECOMMENDED FASTENERS (ARM TO EXTRUSION)

ITEM#	SERIES	QTY	BOLT	TNUT TYPE
651129	15	4	5/16-18 x 11/16" FBHSCS	Economy

# Dynamic & Structural Hinges

## UNIVERSAL "L" ARM and STRAIGHT ARM PIVOT HINGE



ITEM#	SERIES	NUB (QTY)	ARM (QTY)	A	B	C	D	E	F
653191	15	653212 (1)	653181 (1), 653219 (1)	6.400"	1.500"	1.500"	4.500"	1.000"	1.500"

### INCLUDED FASTENERS

NUB TO EXTRUSION				ARMS TO NUB		
SERIES	ITEM#	QTY	DESCRIPTION	ITEM#	QTY	DESCRIPTION
15	651487	1	SHCS & tnut	651134	2	5/16-18 x 11/16" FBHSCS

### RECOMMENDED FASTENERS (ARM TO EXTRUSION)

ITEM#	SERIES	QTY	BOLT	TNUT TYPE
651129	15	4	5/16-18 x 11/16" FBHSCS	Economy



# CONTENT

## 06 TSLOTS Panels


Plastic Panels . . . . .	186-189
PVC Coated Wire Mesh . . . . .	189
Area Calculator Matrix . . . . .	190
Panel Mount Blocks & Brackets . . . . .	191-192
Panel Retainers . . . . .	193-194
Mesh Panel Retainers . . . . .	195-196
Backing Plates . . . . .	197
Mesh Panel Retainer Assemblies . . . . .	198
Panel Stiffener & Gaskets . . . . .	199-201
Glass Panel Clamp . . . . .	200-202
Slatwall Panels . . . . .	203



## 06 PANELS FRACTIONAL

# TSLOTS Panels

## ACRYLIC PANELS



- *Lightweight*
- *Weather resistant*
- *High optical clarity*
- *Great for displays or Partitions*

ITEM#	COLOR	MATERIAL	THICKNESS	STOCK SIZE
655424	Clear	Acrylic	.236"	4' x 8'
655425	Clear	Acrylic	.177"	4' x 8'
655426	White	Acrylic	.236"	4' x 8'
655427	White	Acrylic	.177"	4' x 8'
655428	Black	Acrylic	.236"	4' x 8'
655429	Black	Acrylic	.177"	4' x 8'
655430	Bronze	Acrylic	.236"	4' x 8'
655431	Bronze	Acrylic	.177"	4' x 8'

## POLYCARBONATE PANELS




- *High durability and impact resistance*
- *High optical clarity*
- *Highly machinable*
- *Great for enclosures, guarding, or safety applications*

ITEM#	COLOR	MATERIAL	THICKNESS	STOCK SIZE
655432	Clear	Polycarbonate	.236"	4' x 8'
655433	Clear	Polycarbonate	.177"	4' x 8'
682883	Clear	Polycarbonate	.375"	4' x 8'
682884	Clear	Polycarbonate	.500"	4' x 8'
655448	Gray	Polycarbonate	.236"	4' x 8'
655449	Gray	Polycarbonate	.177"	4' x 8'
655434	Bronze	Polycarbonate	.236"	4' x 8'
655435	Bronze	Polycarbonate	.177"	4' x 8'

- *Machining Service – Panel Cut to Size 660062 & 660063*
- *Panels are ordered by the sq. ft.*
- *For custom panels contact Tslots. See page 4 for information*

## HDPE PANELS



- Textured on both sides
- Impact and corrosion resistant
- Highly machinable
- Great for enclosures, guarding, or safety applications

ITEM#	COLOR	MATERIAL	THICKNESS	STOCK SIZE
655690	Black	HDPE	.236"	4' x 8'
655691	Blue	HDPE	.236"	4' x 8'
655695	Red	HDPE	.236"	4' x 8'

## HAIRCELL ABS PANELS



- One smooth side and one textured side
- Impact resistant
- Highly machinable
- Great for workstations and partitions

ITEM#	COLOR	MATERIAL	THICKNESS	STOCK SIZE
655436	Black	Haircell ABS	.236"	4' x 8'
655437	Black	Haircell ABS	.177"	4' x 8'

- Machining Service – Panel Cut to Size 660062 & 660063
- Panels are ordered by the sq. ft.
- For custom panels contact Tslots. See page 4 for information

# TSLOTS Panels

## EXPANDED PVC PANELS



- Chemical and weather resistant
- Lightweight
- Highly machinable
- Great for displays and partitions

ITEM#	COLOR	MATERIAL	THICKNESS	STOCK SIZE
655440	Black	Expanded PVC	.236"	4' x 8'
655441	Black	Expanded PVC	.118"	4' x 8'
655442	Red	Expanded PVC	.236"	4' x 8'
655443	Red	Expanded PVC	.118"	4' x 8'
655444	Blue	Expanded PVC	.236"	4' x 8'
655445	Blue	Expanded PVC	.118"	4' x 8'
655446	Gray	Expanded PVC	.236"	4' x 8'
655447	Gray	Expanded PVC	.118"	4' x 8'
655438	White	Expanded PVC	.236"	4' x 8'
655439	White	Expanded PVC	.118"	4' x 8'
682882	Clear	PVC	.236"	4' x 8'
655450	Yellow	Expanded PVC	.236"	4' x 8'
655451	Yellow	Expanded PVC	.118"	4' x 8'

## ALUMALITE PANELS



- Weather resistant
- High durability
- Lightweight alternative to solid aluminum plate
- Great for workstations, enclosures, or displays

ITEM#	COLOR	MATERIAL	THICKNESS	STOCK SIZE
655452	Blue	Alupalite	.236"	4' x 8'
655454	Silver	Alupalite	.236"	4' x 8'

- Machining Service – Panel Cut to Size 660062 & 660063
- Panels are ordered by the sq. ft.
- For custom panels contact Tslots. See page 4 for information

## ALUCOBOND PANELS



- Weather resistant
- High durability
- Lightweight alternative to solid aluminum plate
- Great for workstations, enclosures, or displays
- Platinum only on one side
- Aluminum sheets separated by thermoplastic core

ITEM#	COLOR	MATERIAL	THICKNESS	STOCK SIZE
655457	Platinum	Alucobond	.157"	4' x 8'


## DIE BOND PANELS



- Weather resistant
- High durability
- Lightweight alternative to solid aluminum plate
- Great for workstations, enclosures, or displays
- White on one side and black on the other side

ITEM#	COLOR	MATERIAL	THICKNESS	STOCK SIZE
655857	White/Black	Diebond	.118"	4' x 8'

## WIRE MESH



- Great for workstations, enclosures, or displays
- See page 471 for cutting
- Use calculation matrix on page 190 to measure area

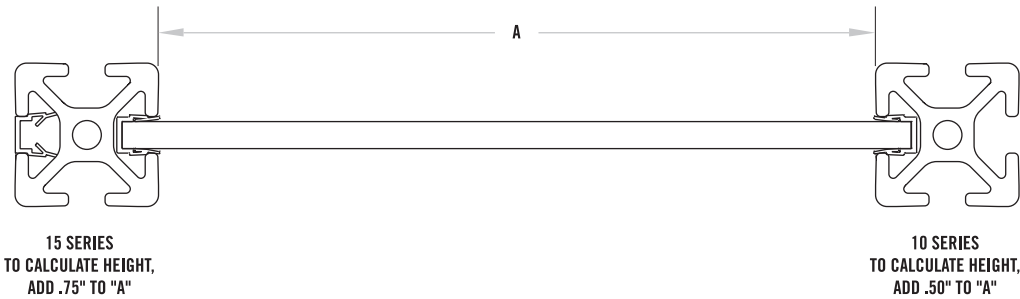
ITEM#	SIZE	COLOR	MATERIAL	GAUGE	OVERALL THICKNESS	STOCK SIZE
655318	.5" x .5"	Black	PVC	16	.140"	4' x 8'
655319	.5" x .5"	Yellow	PVC	16	.140"	4' x 8'
655316	1" x 1"	Black	PVC	12	.210"	4' x 8'
655317	1" x 1"	Yellow	PVC	12	.210"	4' x 8'
655818	2" x 2"	Black	PVC	12	.210"	4' x 8'
655830	2" x 2"	Yellow	PVC	12	.210"	4' x 8'

# TSLOTS Panel Hardware

## AREA CALCULATION MATRIX

### HOW TO USE THE MATRIX

- Round both length and width dimensions up to the next 6" increment
- Find the length and width along the top and side of area calculation matrix
- Find the area in square feet at the intersection of the length and width matrix

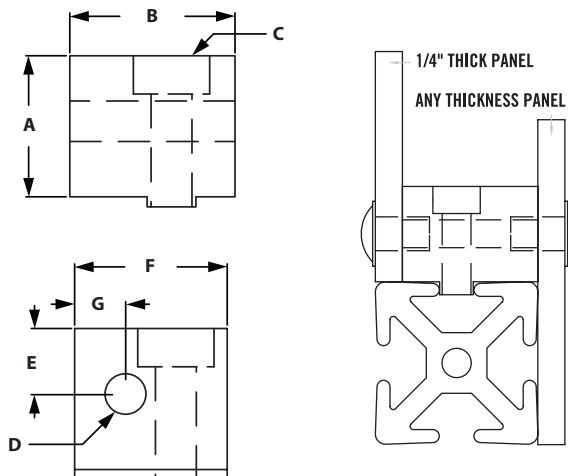


		WIDTH									
		6"	12"	18"	24"	30"	36"	42"	48"	54"	60"
LENGTH	6"	0.25	0.50	0.75	1.00	1.25	1.50	1.75	2.00	2.25	2.50
	12"	0.50	1.00	1.50	2.00	2.50	3.00	3.50	4.00	4.50	5.00
	18"	0.75	1.50	2.25	3.00	3.75	4.50	5.25	6.00	6.75	7.50
	24"	1.00	2.00	3.00	4.00	5.00	6.00	7.00	8.00	9.00	10.00
	30"	1.25	2.50	3.75	5.00	6.25	7.50	8.75	10.00	11.25	12.50
	36"	1.50	3.00	4.50	6.00	7.50	9.00	10.50	12.00	13.50	15.00
	42"	1.75	3.50	5.25	7.00	8.75	10.50	12.25	14.00	15.75	17.50
	48"	2.00	4.00	6.00	8.00	10.00	12.00	14.00	16.00	18.00	20.00
	54"	2.25	4.50	6.75	9.00	11.25	13.50	15.75	18.00	20.25	22.50
	60"	2.50	5.00	7.50	10.00	12.50	15.00	17.50	20.00	22.50	25.00
	66"	2.75	5.50	8.25	11.00	13.75	16.50	19.25	22.00	24.75	27.50
	72"	3.00	6.00	9.00	12.00	15.00	18.00	21.00	24.00	27.00	30.00
	78"	3.25	6.50	9.75	13.00	16.25	19.50	22.75	26.00	29.25	32.50
	84"	3.50	7.00	10.50	14.00	17.50	21.00	24.50	28.00	31.50	35.00
	90"	3.75	7.50	11.25	15.00	18.75	22.50	26.25	30.00	33.75	37.50
	96"	4.00	8.00	12.00	16.00	20.00	24.00	28.00	32.00	36.00	40.00
102"	4.25	8.50	12.75	17.00	21.25	25.50	29.75	34.00	38.25	42.50	
108"	4.50	9.00	13.50	18.00	22.50	27.00	31.50	36.00	40.50	45.00	

## PANEL MOUNT BLOCK



- Allows you to mount panel flush or offset with extrusion
- Simplifies adding or removing panels
- Drilling panel required
- Fasteners for mounting to extrusion included



ITEM#	SERIES	A	B	C	D	E	F	G
655288	10	.700"	.812"	10-32 SHCS	1/4-20 Tap	.325"	.750"	.250"
655286	15	.875"	1.250"	1/4-20 SHCS	5/16-18 Tap	.440"	1.000"	.390"

### INCLUDED FASTENERS

ITEM#	SERIES	QTY	DESCRIPTION
651017 & 651096	10	1	10-32 x 3/4" SHCS & 10-32 Economy Trnut
651029 & 651105	15	1	1/4-20 x 1" SHCS & 1/4-20 Economy Trnut

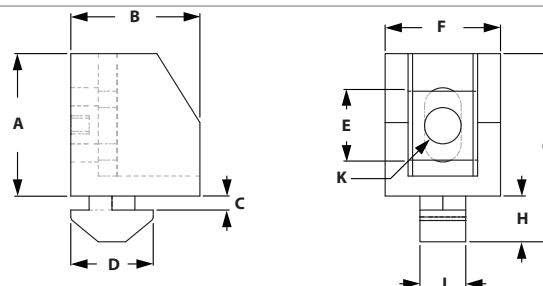
### RECOMMENDED FASTENERS (MOUNT TO PANEL)

ITEM#	SERIES	QTY	DESCRIPTION
651023	10	1	1/4-20 x 5/8" BHSCS
651053	15	1	5/16-18 3/4" BHSCS

## NYLON PANEL MOUNT BLOCK



- Panel inserts from the top then twists 90° to lock into place.
- Made of Black Nylon
- .5" offset from edge for hole placement of panel.



ITEM#	SERIES	A	B	C	D	E	F	G	H	J	K-THREAD
655681	15	.886"	.984"	.165"	.670"	.492"	.750"	1.339"	.354"	.236"	1/4-20

### INCLUDED FASTENERS

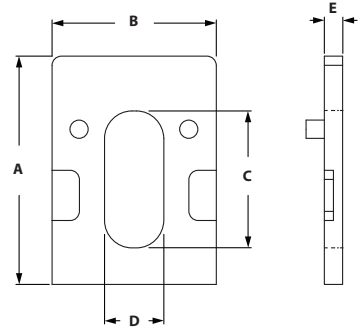
ITEM#	QTY	DESCRIPTION
671047	1	Uniblock Spacer
651462	1	1/4-20 x 1" BHSCS

# TSLOTS Panel Hardware

## UNIBLOCK SPACERS



- Work with panel mount block to increase thickness
- Allows for offset panel mounting
- Reduces movement and vibration

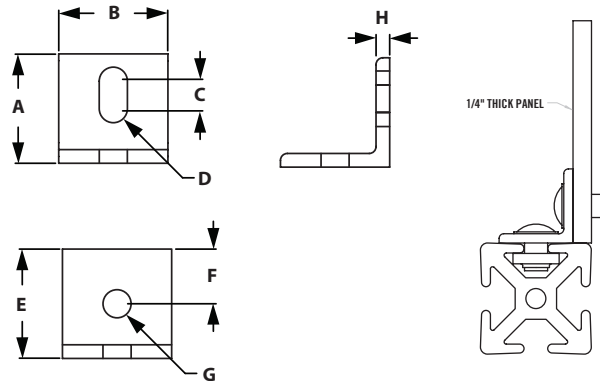


ITEM#	SERIES	A	B	C	D	E
671046	15	.984"	.728"	.590"	.256"	.118"
671047	15	.984"	.728"	.590"	.256"	.197"

## PANEL MOUNT BRACKET



- Lower cost alternative than Panel Mount Block
- Slotted hole makes alignment easy
- Drilling hole in panel required



ITEM#	SERIES	A	B	C	D	E	F	G	H
655289	10	1.000"	1.000"	.250"	.129"	1.000"	.500"	.257"	.125"
655291	15	1.000"	1.000"	.250"	.164"	1.000"	.500"	.328"	.125"

### RECOMMENDED FASTENERS (EXTRUSION SLOT)

ITEM#	SERIES	QTY	BOLT	TNUT
651166	10	1	1/4-20 x 3/8" FBHSCS	Economy
651128	15	1	5/16-18 x 1/2" FBHSCS	Economy

### RECOMMENDED FASTENERS (EXTRUSION END)


ITEM#	SERIES	QTY	BOLT	HEX NUT	WASHER
651002	10	1	1/4-20 x 3/8" FBHSCS	Yes	Yes
651210	15	1	5/16-18 x 1/2" FBHSCS	Yes	Yes



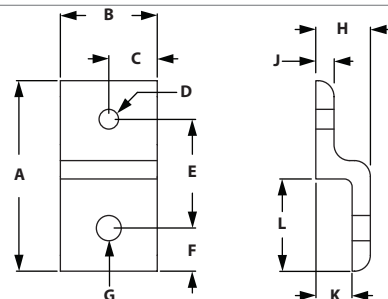
## SINGLE PANEL RETAINER



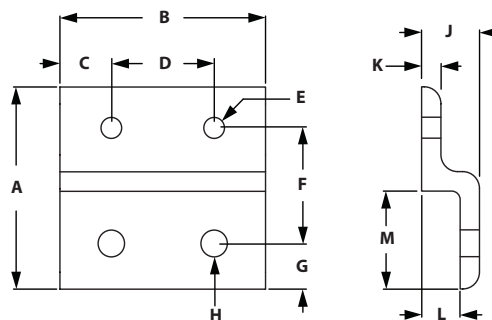
- Strongest way to retain panels
- Simplifies panel installation and removal
- Drilling panel required



SINGLE PANEL RETAINER



SINGLE PANEL RETAINER-WIDE



### SINGLE RETAINER

ITEM#	SERIES	A	B	C	D-TAP	E	F	G	H	J	K	L
655329	10	1.938"	1.000"	.500"	1/4-20	1.108"	.438"	.257"	.563"	.188"	.375"	.938"
655295	15	2.879"	1.500"	.750"	5/16-18	1.656"	.629"	.328"	.840"	.250"	.590"	1.379"

### SINGLE RETAINER WIDE

ITEM#	SERIES	A	B	C	D	E-TAP	F	G	H	J	K	L	M
655330	10	1.938"	2.000"	.500"	1.000"	1/4-20	1.108"	.438"	.257"	.563"	.188"	.375"	.938"
655294	15	2.879"	3.000"	.750"	1.500"	5/16-18	1.656"	.629"	.328"	.840"	.250"	.590"	1.379"

### RECOMMENDED FASTENERS (EXTRUSION SLOT)

ITEM#	SERIES	QTY	QTY FOR WIDE	BOLT	TNUT
651130	10	1	2	1/4-20 x 1/2" FBHSCS	Economy
651129	15	1	2	5/16-18 x 11/16" FBHSCS	Economy

### RECOMMENDED FASTENERS (FOR 1/4" PANEL)

ITEM#	SERIES	QTY	QTY FOR WIDE	BOLT
651169	10	1	2	1/4-20 x 3/8" FBHSCS
651135	15	1	2	5/16-18 x 1/2" FBHSCS

# TLOTS Panel Hardware

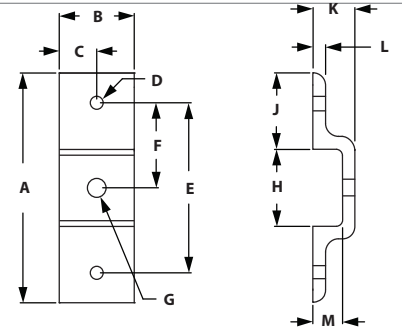
## DOUBLE PANEL RETAINER



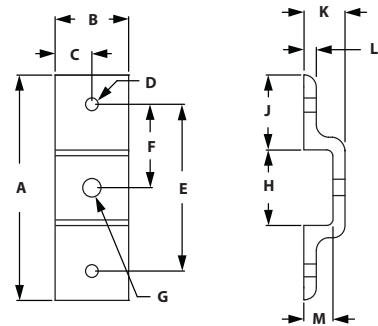
- Strongest way to retain panels
- Simplifies panel installation and removal



DOUBLE PANEL RETAINER



DOUBLE PANEL RETAINER-WIDE



### DOUBLE RETAINER

ITEM#	SERIES	A	B	C	D-TAP	E	F	G	H	J	K	L	M
655343	10	3.021"	1.000"	.500"	1/4-20	2.237"	1.118"	.257"	1.021"	1.000"	.563"	.188"	.375"
655345	15	4.523"	1.500"	.750"	5/16-18	3.335"	1.666"	.328"	1.523"	1.500"	.840"	.250"	.590"

### DOUBLE RETAINER WIDE

ITEM#	SERIES	A	B	C	D	E-TAP	F	G	H	J	K	L	M	N
655344	10	3.021"	2.000"	.500"	1.000"	1/4-20	2.237"	1.118"	.257"	1.021"	1.000"	.563"	.188"	.375"
655346	15	4.523"	3.000"	.750"	1.500"	5/16-18	3.335"	1.666"	.328"	1.523"	1.500"	.840"	.250"	.590"



### RECOMMENDED FASTENERS (EXTRUSION SLOT)

ITEM#	SERIES	QTY	QTY FOR WIDE	BOLT	TNUT
651130	10	2	4	1/4-20 x 1/2" FBHSCS	Economy
651129	15	2	4	5/16-18 x 11/16" FBHSCS	Economy

### RECOMMENDED FASTENERS (FOR 1/4" PANEL)

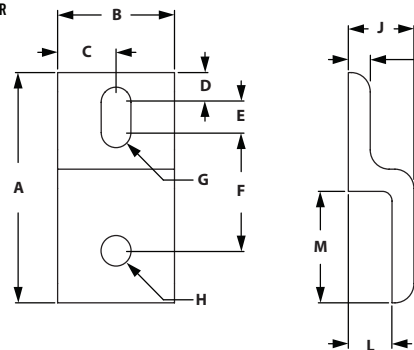
ITEM#	SERIES	QTY	QTY FOR WIDE	BOLT
651169	10	2	4	1/4-20 x 3/8" FBHSCS
651135	15	2	4	5/16-18 x 1/2" FBHSCS

## MESH PANEL RETAINER

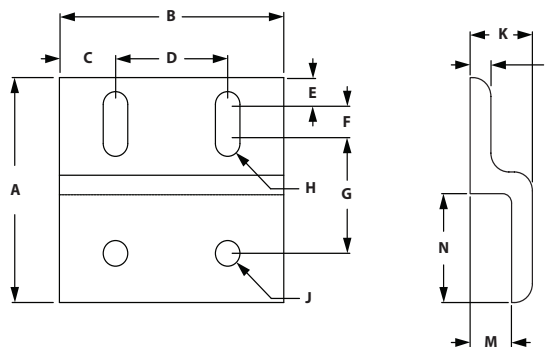


- Strongest way to retain wire mesh
- Prevents wire mesh from pushing out of T-Slot
- Simplifies installation and removal of wire mesh

MESH PANEL RETAINER



MESH PANEL RETAINER-WIDE



### SINGLE RETAINER

ITEM#	SERIES	A	B	C	D	E	F	G	H	J	K	L	M
655323	10	1.938"	1.000"	.500"	.250"	.375"	.875"	.255"	.255"	.563"	.188"	.375"	.938"
655293	15	2.879"	1.500"	.750"	.344"	.500"	1.406"	.328"	.328"	.840"	.250"	.590"	1.379"

### SINGLE RETAINER-WIDE


ITEM#	SERIES	A	B	C	D	E	F	G	H	J	K	L	M	N
655326	10	1.938"	2.000"	.500"	1.000"	.250"	.375"	.875"	.255"	.255"	.563"	.188"	.375"	.938"
655292	15	2.879"	3.000"	.750"	1.500"	.344"	.500"	1.406"	.328"	.328"	.840"	.250"	.590"	1.379"

### RECOMMENDED FASTENERS (EXTRUSION SLOT)

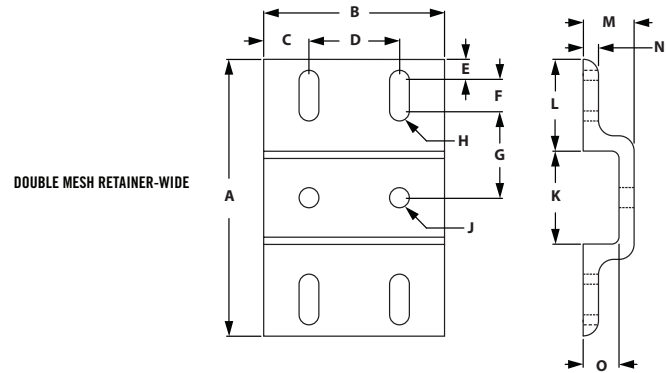
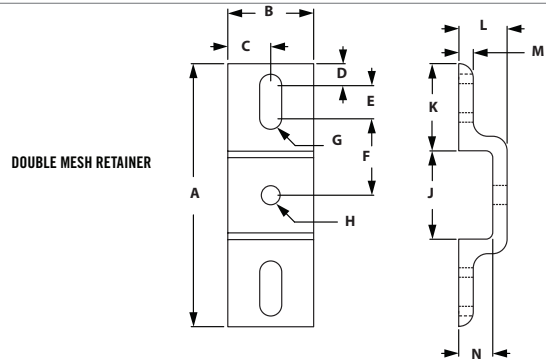

ITEM#	SERIES	QTY	QTY FOR WIDE	BOLT	TNUT
651130	10	1	2	1/4-20 x 1/2" FBHSCS	Economy
651129	15	1	2	5/16-18 x 11/16" FBHSCS	Economy

# TLOTS Panel Hardware

## DOUBLE MESH PANEL RETAINER



- Prevents panels from pushing out
- Simplifies installation and removal



### DOUBLE RETAINER

ITEM#	SERIES	A	B	C	D	E	F	G	H	J	K	L	M	N
655351	10	3.021"	1.000"	.500"	.250"	.375"	.855"	.257"	.257"	1.021"	1.000"	.563"	.188"	.375"
655347	15	4.523"	1.500"	.750"	.344"	.500"	1.416"	.328"	.328"	1.523"	1.500"	.840"	.250"	.590"

### DOUBLE RETAINER-WIDE

ITEM#	SERIES	A	B	C	D	E	F	G	H	J	K	L	M	N	O
655353	10	3.021"	2.000"	.500"	1.000"	.250"	.375"	.855"	.257"	.257"	1.021"	1.000"	.563"	.188"	.375"
655349	15	4.523"	3.000"	.750"	1.500"	.344"	.500"	1.416"	.328"	.328"	1.523"	1.500"	.840"	.250"	.590"

### RECOMMENDED FASTENERS (EXTRUSION SLOT)

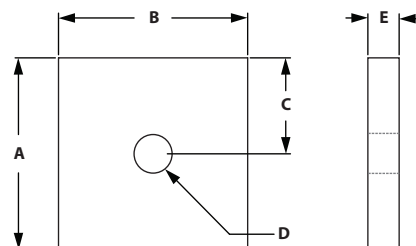
ITEM#	SERIES	QTY	QTY FOR WIDE	BOLT	TNUT
651130	10	1	2	1/4-20 x 1/2" FBHSCS	Economy
651129	15	1	2	5/16-18 x 11/16" FBHSCS	Economy

## BACKING PLATES

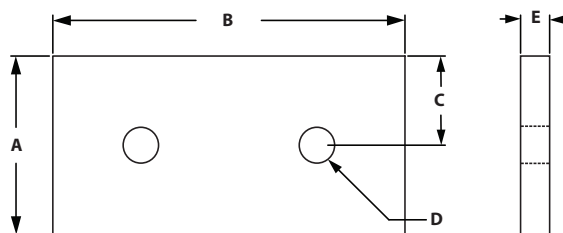


◦ Secures mesh panel retainers to the wire mesh

BACKING PLATE



BACKING PLATE-WIDE



### BACKING PLATES

ITEM#	SERIES	A	B	C	D-THREAD	E
655325	10	1.000"	1.000"	.500"	1/4-20	.188"
655299	15	1.500"	1.500"	.750"	5/16-18	.250"

### BACKING PLATES-WIDE

ITEM#	SERIES	A	B	C	D-THREAD	E
655328	10	1.000"	2.000"	.500"	1/4-20	.188"
655298	15	1.500"	3.000"	.750"	5/16-18	.250"

### RECOMMENDED FASTENERS (TO PANEL/MESH RETAINER)

ITEM#	SERIES	QTY	QTY FOR WIDE	QTY FOR DBL	QTY FOR DBL WIDE	BOLT
651023	10	1	2	2	4	1/4-20 x 5/8" BHSCS
651053	15	1	2	2	4	5/16-18 x 3/4" BHSCS

# Mesh Retainer Assemblies

## MESH PANEL RETAINERS ASSEMBLY



- Strongest way to retain wire mesh
- Prevents wire mesh from pushing out of T-Slot
- Simplifies installation and removal of wire mesh

*\*Fasteners for gauge wire included.*

### MESH PANEL RETAINERS ASSEMBLY

ITEM#	SERIES	RETAINER	QTY	BACKING PLATE	QTY	BOLT TO PLATE	QTY
655324	10	655323	1	655325	1	651023	1
655297	15	655293	1	655299	1	651053	1

### MESH PANEL RETAINERS ASSEMBLY - WIDE

ITEM#	SERIES	RETAINER	QTY	BACKING PLATE	QTY	BOLT TO PLATE	QTY
655327	10	655326	1	655328	1	651023	1
655296	15	655292	1	655298	1	651053	1

## DOUBLE MESH PANEL RETAINERS ASSEMBLY



- Prevents panels from pushing out
- Simplifies installation and removal

*\*Fasteners for gauge wire included.*

### DOUBLE MESH PANEL RETAINERS ASSEMBLY

ITEM#	SERIES	RETAINER	QTY	BACKING PLATE	QTY	BOLT TO PLATE	QTY
655352	10	655351	1	655325	2	651023	2
655348	15	655347	1	655299	2	651053	2


### DOUBLE MESH PANEL RETAINERS ASSEMBLY - WIDE

ITEM#	SERIES	RETAINER	QTY	BACKING PLATE	QTY	BOLT TO PLATE	QTY
655354	10	655353	1	655328	2	651023	4
655350	15	655349	1	655298	2	651053	4

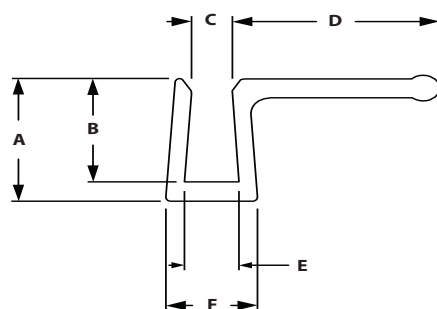
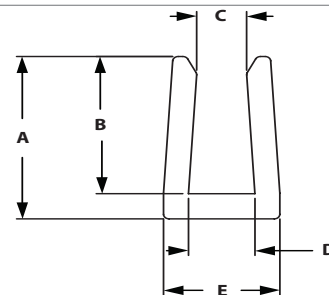

### RECOMMENDED FASTENERS (EXTRUSION SLOT)

ITEM#	SERIES	QTY	QTY FOR WIDE	BOLT	TNUT
651130	10	1	2	1/4-20 x 1/2" FBHSCS	Economy
651129	15	1	2	5/16-18 x 11/16" FBHSCS	Economy

## PANEL STIFFENER



◦ Increases the rigidity of 1/4" panels



ITEM#	SERIES	LENGTH	A	B	C	D	E
655285	15	72"	.710"	.600"	.181"	.240"	.420"

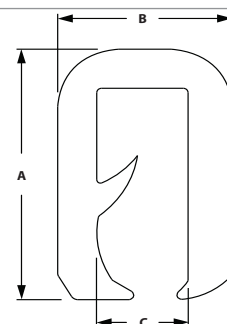
### WITH HANDLE

ITEM#	SERIES	LENGTH	A	B	C	D	E	F
655290	15	72"	.710"	.600"	.181"	.950"	.245"	.420"

## WIRE EDGE COVER



- Applied to the edge of wire mesh to prevent cuts
- Creates a clean and a safe guarding
- Sold by the foot



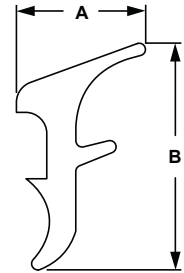
ITEM#	COLOR	MATERIAL	A	B	C
655312	Black	PVC/Aluminum	.545"	.357"	.187"

# TLOTS Hardware

## RUBBER PANEL GASKET




- Place in slot to secure panels or mesh
- Can be easily placed in slot after panel or mesh has been placed
- Can be ordered by the foot or 150' roll

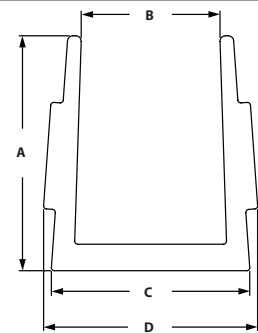


ITEM#	SERIES	SOLD	A	B
655111	10	Per Foot	.208"	.362"
655110	15	Per Foot	.311"	.547"
655113	10	Per 150' Roll	.208"	.362"
655112	15	Per 150' Roll	.311"	.547"

## ECONOMY PLASTIC PANEL GASKET



- 10 S economy gasket will accommodate 3/16" panels



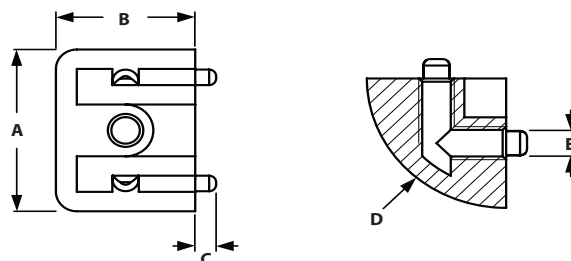
ITEM#	SERIES	LENGTH	MATERIAL	A	B	C	D
655639	10	96"	Polypropylene	.298"	.179"	.255"	.275"



## GLASS PANEL CORNER CONNECTION



- To make corner connection with two panels using two glass panel clamps
- Die-cast zinc
- Included fasteners- 2 screws M5 x 12mm SHCS Bright Zinc



ITEM#  
671044

SERIES  
10/15

A  
.985"

B  
.787"

C  
.118"

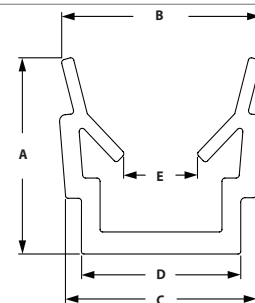
D  
R20

E  
M5

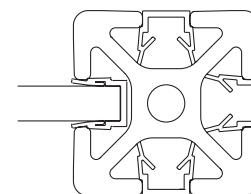
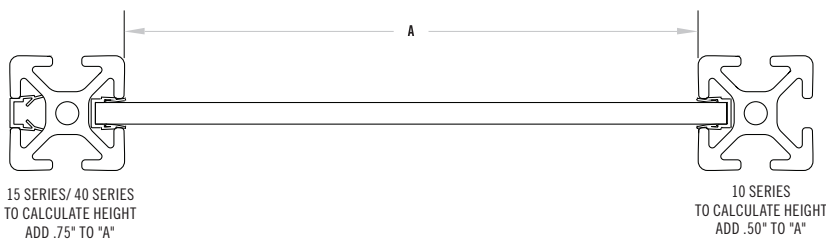
## DELUXE PLASTIC PANEL GASKET



- Recessed in slot to secure plastic panels
- The deluxe gasket can also be used as a slot cover



ITEM#	SERIES	COLOR	LENGTH	MATERIAL	A	B	C	D	E
655640	10	Black	96"	HDPE	.299"	.319"	.297"	.256"	.119"
655827	15	Black	72"	HDPE	.433"	.416"	.355"	.323"	.197"
655760	15	Yellow	78" (2M)	HDPE	.433"	.416"	.355"	.323"	.197"
655761	15	Natural	78" (2M)	HDPE	.433"	.416"	.355"	.323"	.197"

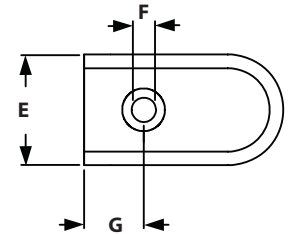
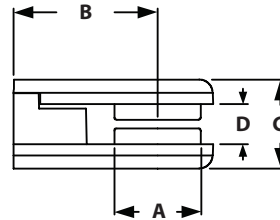


# TSLOTS Hardware

## GLASS PANEL CLAMP



- Simple and easy way to secure panels
- Gripped pads increase the strength and protect panel
- For panels .079" - .375"
- Included fasteners- M5 x 16mm SHCS Bright Zinc (connect clamps together) and 5 rubber pads for panels




ITEM#	SERIES	A	B	C	D	E	F	G
671043	10/15	.768"	1.280"	.787"	.354"	.984"	.217"	.531"

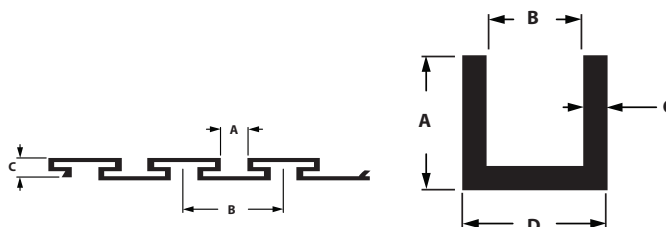
### RECOMMENDED FASTENERS

SERIES	QTY	BOLT ITEM	BOLT	TNUT	TYPE
10	1 EA	651010	10-32 x 1/2" SHCS	651468	Drop-In
15	1 EA	651013	10-32 x 5/8" SHCS	651643	Drop-In

## SLATWALL PANELS AND U CHANNEL



- Custom size panels are available
- Round to the next full panel



ITEM#	DESCRIPTION	SERIES	LENGTH	A	B	C	D
599900	Slatwall Panel	10/15	12' 6"	.450"	1.500"	.495"	N/A
301901	U Channel	10/15	12'	.750"	.500"	.125"	.750"

### RECOMMENDED FASTENERS (FOR 10S EXTRUSION)

BOLT	QTY	DESCRIPTION
653273	1	10 to 15s 2 Hole Transition Strip
651130	1	1/4-20 x 1/2" FBHSCS & Econ Tnut
651129	1	5/16-18 x 11/16" FBHSCS & Econ Tnut

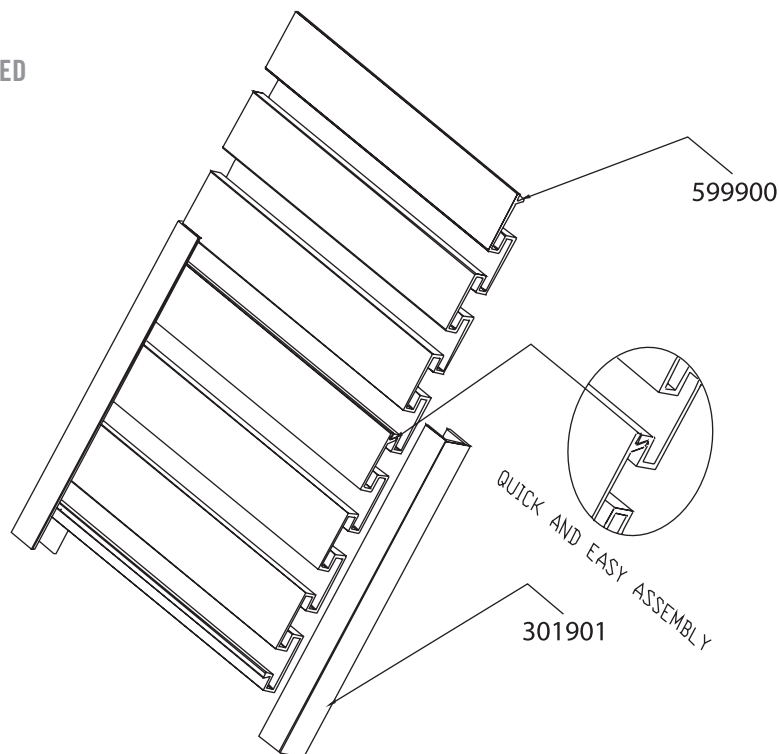
### RECOMMENDED FASTENERS (FOR 15S EXTRUSION)

BOLT	QTY	DESCRIPTION
653141	1	15s 2 Hole Joining Strip
651129	2	5/16-18 x 11/16" FBHSCS & Econ Tnut

### CALCULATION FORMULA FOR NUMBER OF PANELS NEEDED

(Desired Panel Height - 0.335)

4.6



# CONTENT

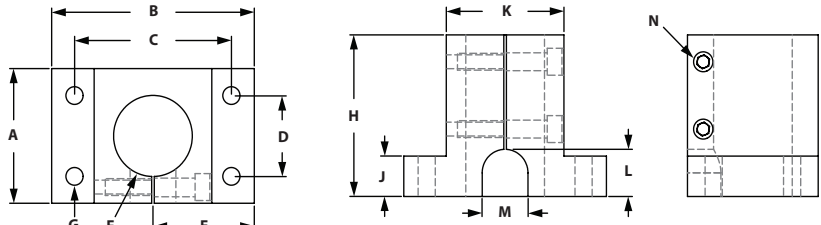
## 07 Stanchions

Single Shaft Base . . . . .	206
Double Shaft Base . . . . .	206
Single Shaft Plates . . . . .	207
Cross Clamp . . . . .	208
Single Shaft Mounting Block . . . . .	208
Single Horizontal Base . . . . .	209
Double Horizontal Base . . . . .	209
Quick Clamp . . . . .	210
Replacement Handle . . . . .	211

## 07 STANCHIONS FRACTIONAL

# Stanchions

## SINGLE SHAFT BASE



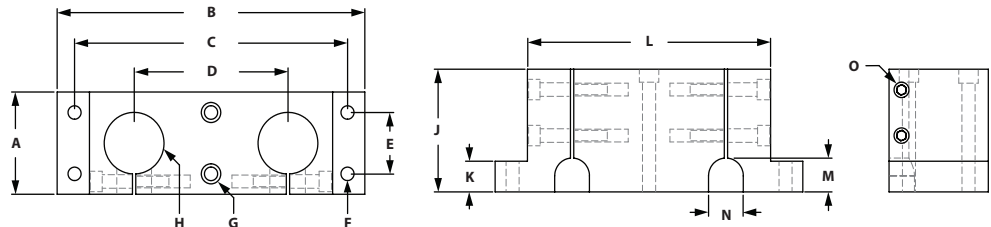
(INCLUDED BOLT)

ITEM#	SERIES	A	B	C	D	E	F	G	H	J	K	L	M	N
659012	10	2.125"	3.000"	2.250"	1.000"	1.500"	1.004"	.257"	2.500"	.500"	1.500"	.625"	.625"	1/4-20 SHCS
659013	15	2.125"	3.000"	2.250"	1.500"	1.500"	1.004"	.328"	2.500"	.500"	1.500"	.625"	.625"	1/4-20 SHCS
659016	15	2.500"	3.875"	3.000"	1.500"	1.937"	1.505"	.328"	3.000"	.750"	2.250"	.875"	.875"	5/16-18 SHCS
659018	15	3.500"	4.750"	3.750"	1.500"	2.375"	2.005"	.328"	3.500"	.750"	2.750"	.750"	1.250"	5/16-18 SHCS

### RECOMMENDED FASTENERS (EXTRUSION SLOT)

ITEM #	STANCHION	QTY	BOLT	T-NUT
651117	659012	4	1/4-20 x 3/4" SHCS	Economy
651205	659013	4	5/16-18 x 7/8" SHCS	Economy
651482	659016	4	5/16-18 x 1-1/4" SHCS	Economy
651482	659018	4	5/16-18 x 1-1/4" SHCS	Economy

## DOUBLE SHAFT BASE



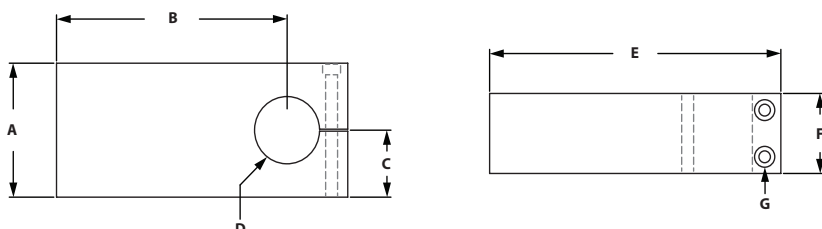
(INCLUDED BOLT)

ITEM#	SERIES	A	B	C	D	E	F	G	H	J	K	L	M	N	O
659014	10	2.000"	6.500"	5.750"	3.500"	1.000"	.257"	1/4-20 SHCS	1.004"	2.500"	.500"	5.000"	.625"	.620"	1/4-20 SHCS
659015	15	2.000"	6.500"	5.750"	3.500"	1.500"	.328"	5/16-18 SHCS	1.004"	2.500"	.500"	5.000"	.625"	.620"	1/4-20 SHCS
659017	15	2.500"	7.750"	6.875"	3.875"	1.500"	.328"	5/16-18 SHCS	1.505"	3.000"	.750"	6.125"	.825"	.875"	5/16-18 SHCS
659020	15	3.500"	9.500"	8.500"	4.750"	1.500"	.328"	5/16-18 SHCS	2.005"	3.500"	.750"	7.500"	.750"	1.250"	5/16-18 SHCS

### RECOMMENDED FASTENERS (EXTRUSION SLOT)

ITEM #	STANCHION	QTY	BOLT	T-NUT	ITEM #	QTY	BOLT	T-NUT
651117	659014	4	1/4-20 x 3/4" SHCS	Economy	651483	2	1/4-20 x 2-1/2 SHCS	Economy
651205	659015	4	5/16-18 x 7/8" SHCS	Economy	AND/OR 651484	2	5/16-18 x 2-1/2 SHCS	Economy
651482	659017	4	5/16-18 x 1-1/4" SHCS	Economy	651485	2	5/16-18 x 3 SHCS	Economy
651482	659020	4	5/16-18 x 1-1/4" SHCS	Economy	651486	2	5/16-18 x 3-1/2 SHCS	Economy

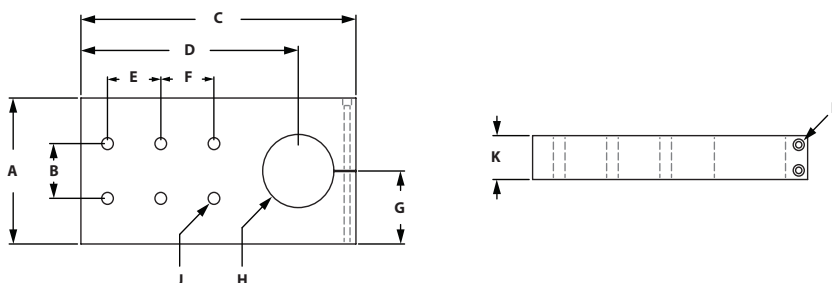
### SINGLE SHAFT BLANK MOUNTING PLATE



(INCLUDED BOLT)

ITEM#	SERIES	A	B	C	D	E	F	G
659023	10	2.000"	3.562"	1.000"	1.004"	4.500"	1.000"	1/4-20 SHCS
659026	15	3.000"	5.125"	1.500"	1.505"	6.500"	1.500"	5/16-18 SHCS
659028	15	4.000"	6.125"	2.000"	2.005"	7.750"	2.000"	5/16-18 SHCS

### SINGLE SHAFT PRE-DRILLED MOUNTING PLATE



(INCLUDED BOLT)

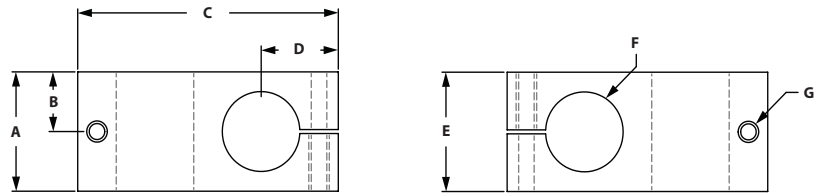
ITEM#	SERIES	A	B	C	D	E	F	G	H	J	K	L
659024	10	2.000"	1.000"	4.500"	3.560"	1.000"	N/A	1.000"	1.004"	4@ .257"	1.250"	1/4-20 SHCS
659025	15	2.000"	1.500"	4.500"	3.562"	1.500"	N/A	1.000"	1.004"	4@ .328"	1.250"	1/4-20 SHCS
659027	15	3.000"	1.500"	6.500"	5.125"	1.500"	N/A	1.500"	1.505"	4@ .328"	1.500"	5/16-18 SHCS
659029	15	4.000"	1.500"	7.750"	6.125"	1.500"	1.500"	2.000"	2.005"	6@ .328"	2.000"	5/16-18 SHCS

### RECOMMENDED FASTENERS (EXTRUSION SLOT)

ITEM #	STANCHION	QTY	BOLT	T-NUT
651121	659024	4	1/4-20 x 1-1/2" SHCS	Economy
651583	659025	4	5/16-18 x 1-3/4" SHCS	Economy
651584	659027	4	5/16-18 x 2" SHCS	Economy
651585	659029	6	5/16-18 x 2-1/2" SHCS	Economy

# Stanchions

## QUICK CROSS CLAMP STANCHIONS

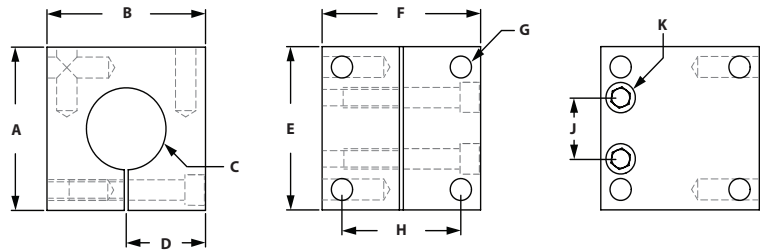


ITEM#	SERIES	A	B	C	D	E	F	G-TAP
659019	10/15	1.500"	.750"	3.375"	1.000"	1.500"	1.004"	1/4-20

### INCLUDED FASTENERS

ITEM #	QTY	DESCRIPTION
651649	2	Quick Clamp Stanchion Handle
699965	2	Washer

## SINGLE SHAFT MOUNTING BLOCK

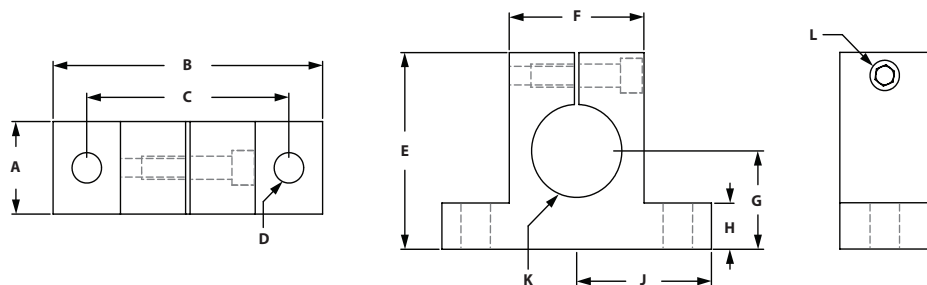


ITEM#	SERIES	A	B	C	D	E	F	G-TAP	H	J	K
659030	15	2.000"	2.000"	1.004"	1.000"	2.000"	2.000"	5/16-18	1.500"	.750"	1/4-20 SHCS

(INCLUDED BOLT)



## SINGLE HORIZONTAL BASE



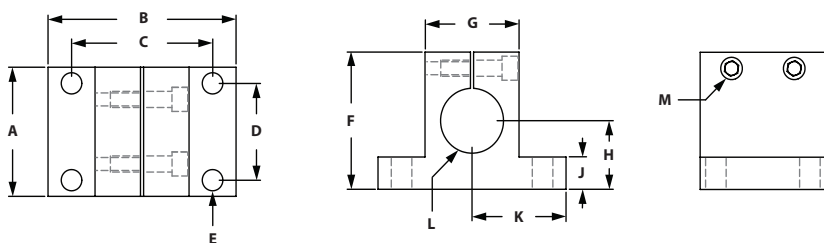
(INCLUDED BOLT)

ITEM#	SERIES	A	B	C	D	E	F	G	H	J	K	L
659044	10	1.000"	3.000"	2.250"	.257"	2.125"	1.500"	1.062"	.500"	1.500"	1.004"	1/4-20 SHCS
659045	15	1.000"	3.000"	2.250"	.328"	2.125"	1.500"	1.062"	.500"	1.500"	1.004"	1/4-20 SHCS
659046	15	1.250"	3.875"	3.000"	.328"	2.500"	2.250"	1.125"	.750"	1.937"	1.505"	5/16-18 SHCS
659047	15	1.500"	4.750"	3.750"	.328"	3.500"	2.750"	1.625"	1.000"	2.375"	2.005"	5/16-18 SHCS

### RECOMMENDED FASTENERS (EXTRUSION SLOT)

ITEM #	STANCHION	QTY	BOLT	T-NUT
651117	659044	2	1/4-20 x 3/4" SHCS	Economy
651205	659045	2	5/16-18 x 7/8" SHCS	Economy
651482	659046	2	5/16-18 x 1-1/4" SHCS	Economy
651487	659047	2	5/16-18 x 1-1/2" SHCS	Economy

## DOUBLE HORIZONTAL BASE



(INCLUDED BOLT)

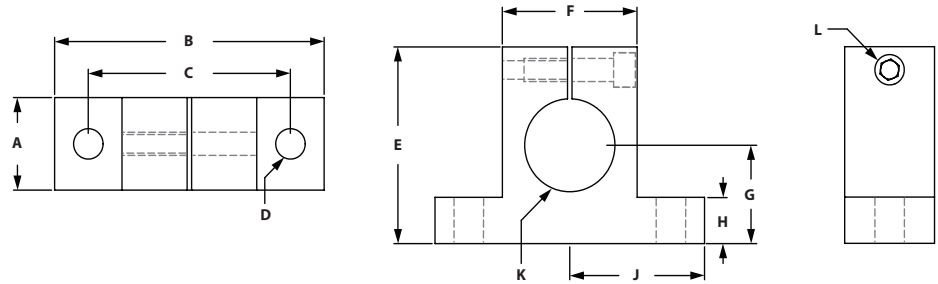
ITEM#	SERIES	A	B	C	D	E	F	G	H	J	K	L	M
659049	10	2.000"	3.000"	2.250"	1.000"	.257"	2.125"	1.500"	1.062"	.500"	1.500"	1.004"	1/4-20 SHCS
659050	15	2.000"	3.000"	2.250"	1.500"	.328"	2.125"	1.500"	1.062"	.500"	1.500"	1.004"	1/4-20 SHCS
659051	15	2.500"	3.875"	3.000"	1.500"	.328"	2.500"	2.250"	1.125"	.750"	1.937"	1.505"	5/16-18 SHCS
659052	15	3.500"	4.750"	3.750"	1.500"	.328"	3.500"	2.750"	1.625"	1.000"	2.375"	2.005"	5/16-18 SHCS

### RECOMMENDED FASTENERS (EXTRUSION SLOT)

ITEM #	STANCHION	QTY	BOLT	T-NUT
651117	659049	4	1/4-20 x 3/4" SHCS	Economy
651205	659050	4	5/16-18 x 7/8" SHCS	Economy
651482	659051	4	5/16-18 x 1-1/4" SHCS	Economy
651487	659052	4	5/16-18 x 1-1/2" SHCS	Economy

# Stanchions

## HORIZONTAL QUICK CLAMP



ITEM#	SERIES	A	B	C	D	E	F	G	H	J	K	L-TAP
659021	10	1.000"	3.000"	2.250"	.257"	2.125"	1.500"	1.062"	.500"	1.500"	1.004"	1/4-20
659022	15	1.000"	3.000"	2.250"	.328"	2.125"	1.500"	1.062"	.500"	1.500"	1.004"	1/4-20

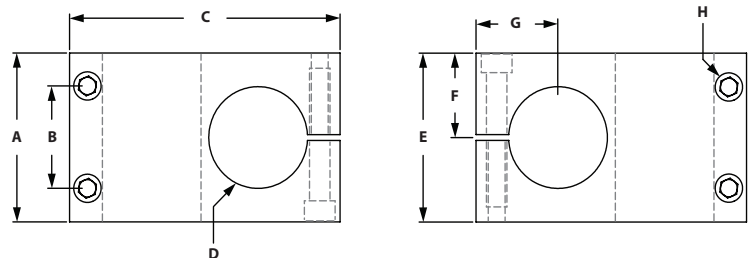

### INCLUDED FASTENERS

ITEM #	QTY	DESCRIPTION
651649	1	Quick Clamp Stanchion Handle
699965	1	Washer

### RECOMMENDED FASTENERS

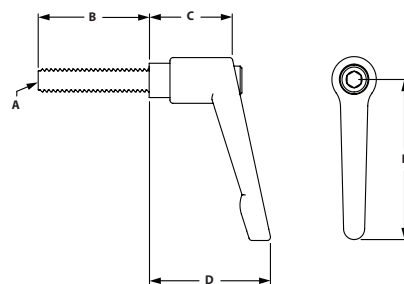
ITEM #	STANCHION	QTY	BOLT	T-NUT
651117	659021	2	1/4-20 x 3/4" SHCS	Economy
651205	659022	2	5/16-18 x 7/8" SHCS	Economy

## STANCHIONS CROSS CLAMP



ITEM#	SERIES	A	B	C	D	E	F	G	K	(INCLUDED BOLT)
659031	15	2.000"	1.400"	3.125"	1.004"	2.000"	1.000"	1.000"	1/4-20 SHCS	
659033	15	2.500"	1.750"	4.125"	1.505"	2.500"	1.250"	1.250"	1/4-20 SHCS	
659035	15	3.500"	2.000"	5.500"	2.005"	3.500"	1.625"	1.750"	5/16-18 SHCS	

## REPLACEMENT HANDLES



ITEM#	SERIES	MATERIAL
651649	10/15	Black Nylon

A	B	C	D	E
1/4-20	1.250"	.938"	1.375"	1.750"

# CONTENT

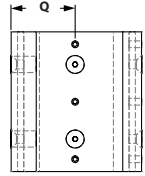
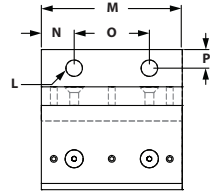
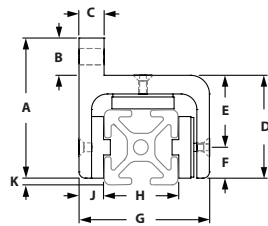
## 08 Linear Motion

Deluxe Bearings . . . . .	214-216
Economy Bearings . . . . .	217-219
Machining Services . . . . .	220
Bearing Load Ratings . . . . .	221
Linear Bearing Replacement Pads . . . . .	222-223
Brake Kits . . . . .	224-225
Roller Wheels . . . . .	226
Roller Wheel Bracket and Assemblies . . . . .	227-228

## **08 LINEAR MOTION FRACTIONAL**

# Linear Motion

## DELUXE SINGLE FLANGE LINEAR BEARINGS - SHORT

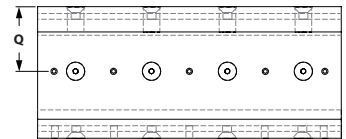
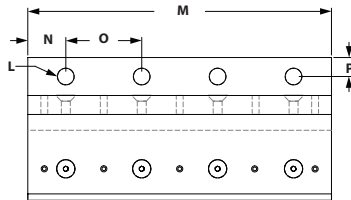
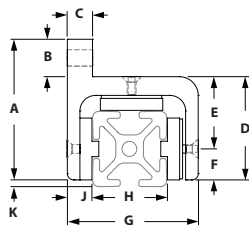


ITEM#	SERIES	A	B	C	D	E	F	G	H	J	K	L	M	N	O	P	Q
657055	10	2.160"	.750"	.312"	1.410"	1.007"	.403"	1.701"	1.000"	.306"	.097"	.257"	1.880"	.438"	1.000"	.375"	.831"
657092	15	2.818"	.750"	.500"	2.068"	1.440"	.620"	2.600"	1.500"	.490"	.130"	.328"	2.810"	.656"	1.500"	.375"	1.275"

### RECOMMENDED FASTENERS

ITEM #	SERIES	QTY	BOLT	T-NUT
651236	10	2	1/4-20 x 5/8" SHCS	Economy
651205	15	2	5/16-18 x 7/8" SHCS	Economy

## DELUXE SINGLE FLANGE LINEAR BEARINGS - LONG



ITEM#	SERIES	A	B	C	D	E	F	G	H	J	K	L	M	N	O	P	Q
657056	10	2.160"	.750"	.312"	1.410"	1.007"	.403"	1.701"	1.000"	.306"	.097"	.257"	4.000"	.500"	1.000"	.375"	.831"
657093	15	2.818"	.750"	.500"	2.068"	1.440"	.620"	2.600"	1.500"	.490"	.130"	.328"	6.000"	.750"	1.500"	.375"	1.275"

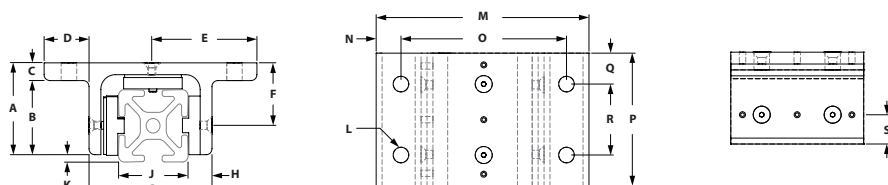
### RECOMMENDED FASTENERS

ITEM #	SERIES	QTY	BOLT	T-NUT
651236	10	4	1/4-20 x 5/8" SHCS	Economy
651205	15	4	5/16-18 x 7/8" SHCS	Economy

» See page 221 for Linear Bearing Assembly and Adjustment Instructions.

» See page 221 for recommended load ratings.

### DELUXE DOUBLE FLANGE SINGLE WIDE LINEAR BEARING - SHORT

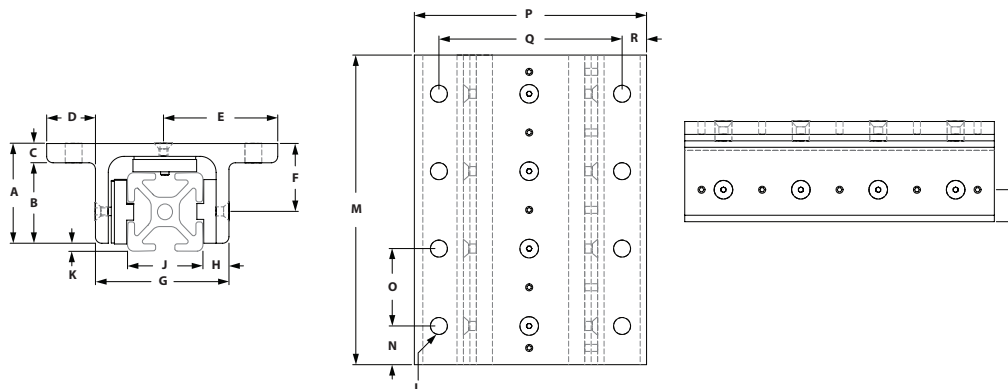


ITEM#	SERIES	A	B	C	D	E	F	G	H	J	K	L	M	N	O	P	Q	R	S
657059	10	1.316"	1.004"	.312"	.780"	1.610"	.913"	1.701"	.306"	1.000"	.097"	.257"	3.260"	.360"	2.500"	1.880"	.438"	1.000"	.403"
657097	15	1.943"	1.568"	.375"	.950"	2.225"	1.323"	2.600"	.490"	1.500"	.130"	.328"	4.500"	.475"	3.500"	2.810"	.656"	1.500"	.620"

#### RECOMMENDED FASTENERS

ITEM #	SERIES	QTY	BOLT	T-NUT
651236	10	4	1/4-20 x 5/8" SHCS	Economy
651205	15	4	5/16-18 x 7/8" SHCS	Economy

### DELUXE DOUBLE FLANGE SINGLE WIDE LINEAR BEARING - LONG



ITEM#	SERIES	A	B	C	D	E	F	G	H	J	K	L	M	N	O	P	Q	R	S
657060	10	1.316"	1.004"	.312"	.780"	1.610"	.913"	1.701"	.306"	1.000"	.097"	.257"	4.000"	.500"	1.000"	3.260"	2.500"	.360"	.403"
657098	15	1.943"	1.568"	.375"	.950"	2.225"	1.323"	2.600"	.490"	1.500"	.130"	.328"	6.000"	.750"	1.500"	4.500"	3.500"	.475"	.620"

#### RECOMMENDED FASTENERS

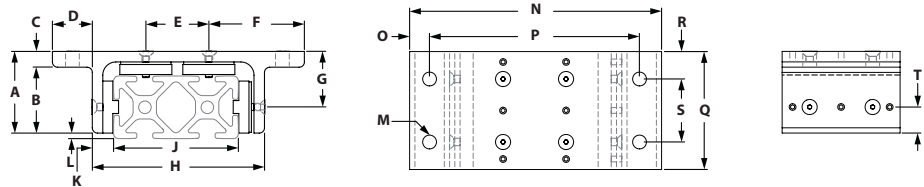
ITEM #	SERIES	QTY	BOLT	T-NUT
651236	10	8	1/4-20 x 5/8" SHCS	Economy
651205	15	8	5/16-18 x 7/8" SHCS	Economy

» See page 221 for Linear Bearing Assembly and Adjustment Instructions.

» See page 221 for recommended load ratings.

# Linear Motion

## DELUXE DOUBLE FLANGE DOUBLE WIDE LINEAR BEARING - SHORT

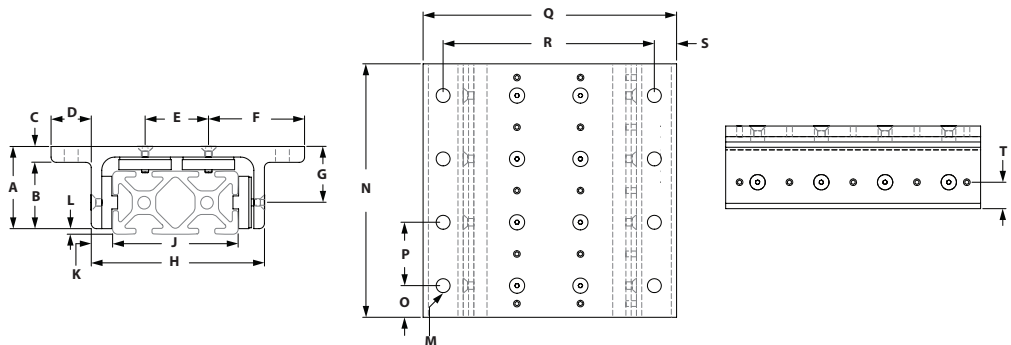


ITEM#	SERIES	A	B	C	D	E	F	G	H	J	K	L	M	N	O	P	Q	R	S	T
657057	10	1.316"	1.004"	.312"	.772"	1.000"	1.610"	.913"	2.707"	2.000"	.306"	.097"	.257"	4.250"	.360"	3.490"	1.880"	.438"	1.000"	.403"
657095	15	1.943"	1.568"	.375"	.950"	1.500"	2.250"	1.323"	4.100"	3.000"	.490"	.130"	.328"	6.000"	.475"	5.000"	2.810"	.656"	1.500"	.620"

### RECOMMENDED FASTENERS

ITEM #	SERIES	QTY	BOLT	T-NUT
651236	10	4	1/4-20 x 5/8" SHCS	Economy
651205	15	4	5/16-18 x 7/8" SHCS	Economy

## DELUXE DOUBLE FLANGE DOUBLE WIDE LINEAR BEARING - LONG



ITEM#	SERIES	A	B	C	D	E	F	G	H	J	K	L	M	N	O	P	Q	R	S	T
657058	10	1.316"	1.004"	.312"	.772"	1.000"	1.610"	.913"	2.707"	2.000"	.306"	.097"	.257"	4.000"	.438"	1.000"	4.250"	3.490"	.360"	.403"
657096	15	1.943"	1.568"	.375"	.950"	1.500"	2.250"	1.323"	4.100"	3.000"	.490"	.130"	.328"	6.000"	.750"	1.500"	6.000"	5.000"	.475"	.620"

### RECOMMENDED FASTENERS

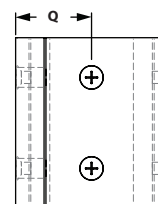
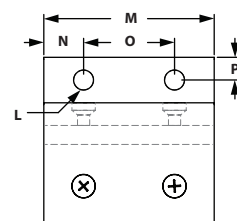
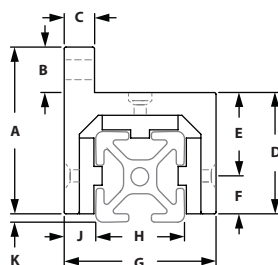
ITEM #	SERIES	QTY	BOLT	T-NUT
651236	10	8	1/4-20 x 5/8" SHCS	Economy
651205	15	8	5/16-18 x 7/8" SHCS	Economy

» See page 221 for Linear Bearing Assembly and Adjustment Instructions.

» See page 221 for recommended load ratings.



### ECONOMY SINGLE FLANGE LINEAR BEARINGS - SHORT

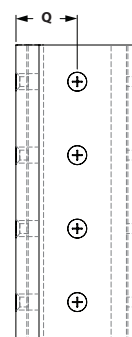
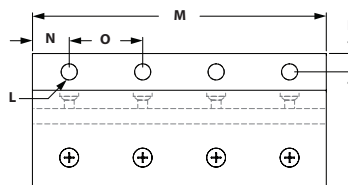
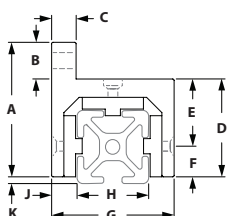


ITEM#	SERIES	A	B	C	D	E	F	G	H	J	K	L	M	N	O	P	Q
657150	10	1.968"	.656"	.312"	1.312"	.903"	.406"	1.625"	1.000"	.312"	.094"	.257"	1.875"	.438"	1.000"	.343"	.813"
657156	15	2.750"	.750"	.500"	2.000"	1.375"	.625"	2.500"	1.500"	.500"	.125"	.328"	2.812"	.656"	1.500"	.375"	1.250"

#### RECOMMENDED FASTENERS

ITEM #	SERIES	QTY	BOLT	T-NUT
651236	10	2	1/4-20 x 5/8" SHCS	Economy
651205	15	2	5/16-18 x 7/8" SHCS	Economy

### ECONOMY SINGLE FLANGE LINEAR BEARINGS - LONG



ITEM#	SERIES	A	B	C	D	E	F	G	H	J	K	L	M	N	O	P	Q
657151	10	1.968"	.656"	.312"	1.312"	.903"	.406"	1.625"	1.000"	.312"	.094"	.257"	4.000"	.500"	1.000"	.343"	.813"
657157	15	2.750"	.750"	.500"	2.000"	1.375"	.625"	2.500"	1.500"	.500"	.125"	.328"	6.000"	.750"	1.500"	.375"	1.250"

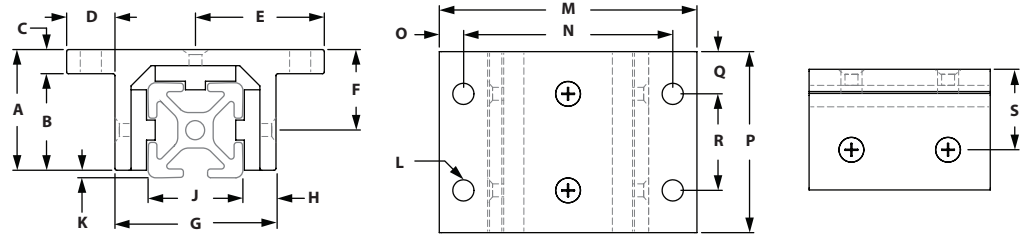
#### RECOMMENDED FASTENERS

ITEM #	SERIES	QTY	BOLT	T-NUT
651236	10	4	1/4-20 x 5/8" SHCS	Economy
651205	15	4	5/16-18 x 7/8" SHCS	Economy

» See page 221 for recommended load ratings.

# Linear Motion

## ECONOMY DOUBLE FLANGE SINGLE WIDE LINEAR BEARING - SHORT

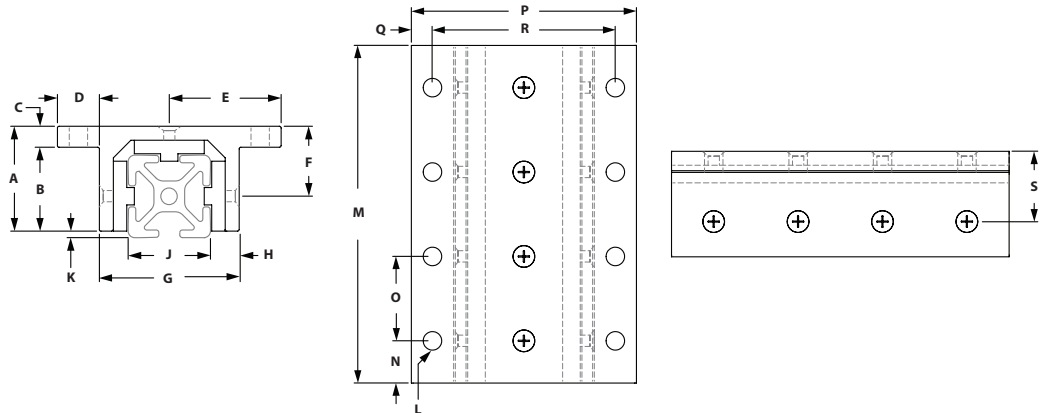


ITEM#	SERIES	A	B	C	D	E	F	G	H	J	K	L	M	N	O	P	Q	R	S
657152	10	1.218"	.906"	.312"	.656"	1.468"	.812"	1.625"	.312"	1.000"	.094"	2.937"	2.937"	2.250"	.343"	1.875"	.438"	1.000"	.812"
657148	15	1.875"	1.500"	.375"	.750"	1.250"	1.235"	2.500"	.500"	1.500"	.125"	4.000"	4.000"	3.250"	.375"	2.812"	.656"	1.500"	1.245"

### RECOMMENDED FASTENERS

ITEM #	SERIES	QTY	BOLT	T-NUT
651236	10	4	1/4-20 x 5/8" SHCS	Economy
651205	15	4	5/16-18 x 7/8" SHCS	Economy

## ECONOMY DOUBLE FLANGE SINGLE WIDE LINEAR BEARING - LONG



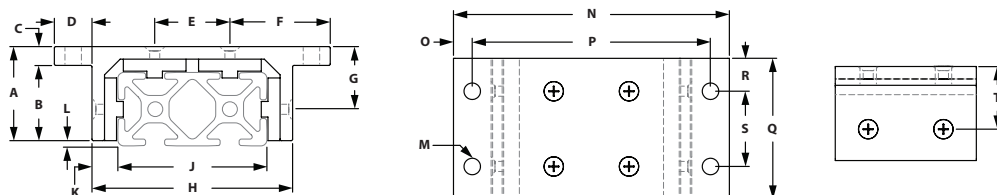
ITEM#	SERIES	A	B	C	D	E	F	G	H	J	K	L	M	N	O	P	Q	R	S
657153	10	1.218"	.906"	.312"	.656"	1.468"	.812"	1.625"	.312"	1.000"	.094"	.257"	4.000"	.500"	1.000"	2.937"	.343"	2.250"	.812"
657158	15	1.875"	1.500"	.375"	.750"	1.250"	1.235"	2.500"	.500"	1.500"	.125"	.328"	6.000"	.750"	1.500"	4.000"	.375"	3.250"	1.245"

### RECOMMENDED FASTENERS

ITEM #	SERIES	QTY	BOLT	T-NUT
651236	10	8	1/4-20 x 5/8" SHCS	Economy
651205	15	8	5/16-18 x 7/8" SHCS	Economy

» See page 221 for recommended load ratings.

### ECONOMY DOUBLE FLANGE DOUBLE WIDE LINEAR BEARING - SHORT

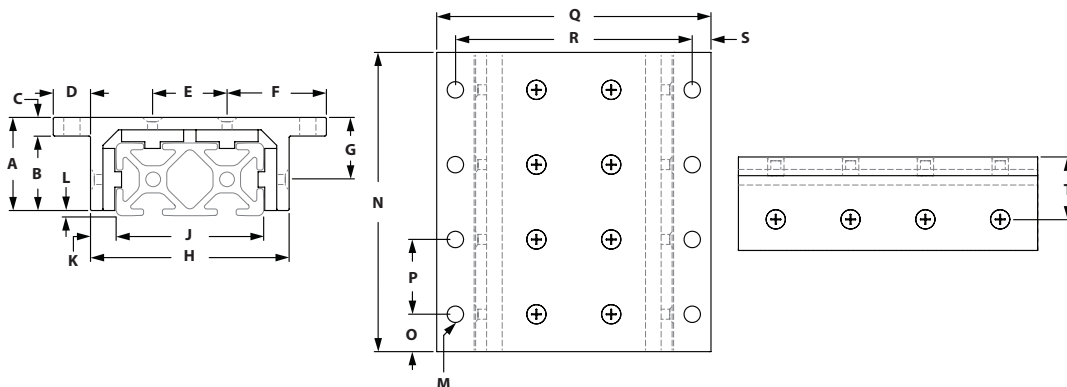



ITEM#	SERIES	A	B	C	D	E	F	G	H	J	K	L	M	N	O	P	Q	R	S	T
657154	10	1.218"	.906"	.312"	.656"	1.000"	1.468"	1.124"	2.630"	2.000"	.312"	.094"	.257"	3.937"	.343"	3.250"	1.875"	.437"	1.000"	.812"
657147	15	1.875"	1.500"	.375"	.750"	1.500"	2.000"	1.610"	4.000"	3.000"	.500"	.125"	.328"	5.500"	.375"	4.750"	2.812"	.656"	1.500"	1.245"

#### RECOMMENDED FASTENERS

ITEM #	SERIES	QTY	BOLT	T-NUT
651236	10	4	1/4-20 x 5/8" SHCS	Economy
651205	15	4	5/16-18 x 7/8" SHCS	Economy

### ECONOMY DOUBLE FLANGE DOUBLE WIDE LINEAR BEARING - LONG



ITEM#	SERIES	A	B	C	D	E	F	G	H	J	K	L	M	N	O	P	Q	R	S	T
657155	10	1.218"	.906"	.312"	.656"	1.000"	1.468"	1.124"	2.630"	2.000"	.312"	.094"	.257"	4.000"	.500"	1.000"	3.937"	3.250"	.343"	.812"
657149	15	1.875"	1.500"	.375"	.750"	1.500"	2.000"	1.610"	4.000"	3.000"	.500"	.125"	.328"	6.000"	.750"	1.500"	5.500"	4.750"	.375"	1.245"

#### RECOMMENDED FASTENERS

ITEM #	SERIES	QTY	BOLT	T-NUT
651236	10	8	1/4-20 x 5/8" SHCS	Economy
651205	15	8	5/16-18 x 7/8" SHCS	Economy

» See page 221 for recommended load ratings.

# Linear Motion

## LINEAR BEARING MACHINING SERVICES



» We recommend applying Linear Brake on the side without the set screw if possible.

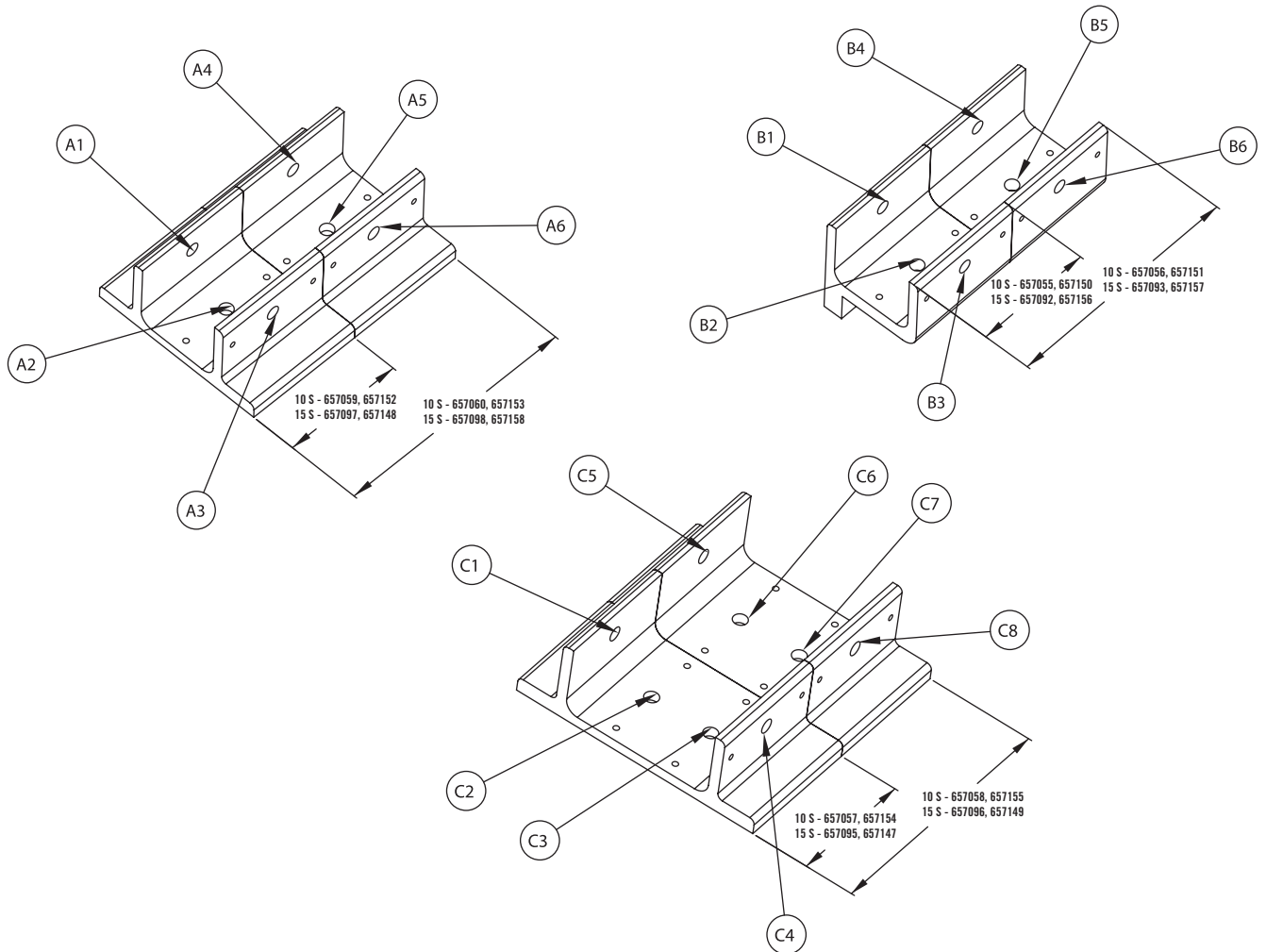
» Refer to linear bearing drawings on pages 214-219 for dimensions.

ITEM #	SERIES	DESCRIPTION
660093	10	Brake Machining Service (.281) Hole
660092	15	Brake Machining Service (.328) Hole

To order linear bearing machining services, specify the linear bearing, the machining service and the brake hole location.

When ordering linear bearing machining services, make sure the linear bearing and the machining service are both the same series.

Example - 657095 - 660092 @ C4



# Linear Bearing Information

## TSLOTS LINEAR BEARINGS

The shimless linear bearing from Futura Industries provides accurate linear movement on TSLOTS extrusions. The bearing can be adjusted for the first time on an assembly or adjusted for wear while assembled to the application, providing that the adjustment screws are available to the adjustment tools. No shims, no disassembly, only accurate sliding.

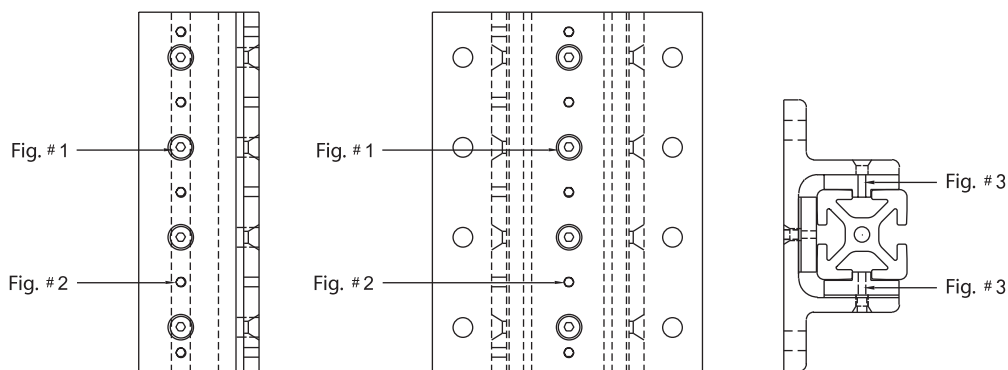
1. Linear Bearing adjustable bearing pads are delivered in the open position. Slide the bearing on the extrusion to be used. (Fit will be loose, because of the open position.)
2. Using a 1/16 allen wrench for a 10 Series linear bearing, and a 3/32 allen wrench for 15 Series linear bearing, loosen the Flathead socket cap screws on each side of the linear bearing incrementally as follows. (Fig. #1)
  - o 10 Series Bearing, 4-40 THREAD
  - o 15 Series Bearing, 8-32 THREAD

*\*Each flathead screw should be loosened the same amount, to provide even shimming on the extrusion.*

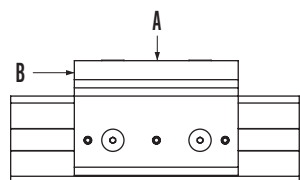
3. Tighten each set screw, using a .050 allen wrench for a 10 Series linear Bearing, and a 5/64 allen wrench for a 15 Series linear bearing, until each flat head screw is properly seated in each countersink. Hint: The amount of turns per set screw will be the same amount as for the flat head socket cap screw. (Fig. #2)

4. For fine tuning: Repeat steps 2 & 3.

*\*Replacement bearing pads are available through Futura Industries or your distributor. Due to patent requirements, Futura Industries requires all users of the aforementioned product to only replace bearing pads as per the drawing below. Only the opposing sides have keyed bearing pads. (Fig. #3)*



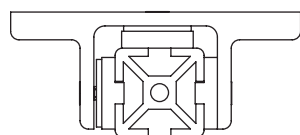
## LINEAR BEARING LOAD RATINGS



### LINEAR BEARING LOAD RATINGS FOR BOTH ECONOMY AND STANDARD BEARINGS


SERIES	LOAD A	FORCE B
10 S	375 lbs	Force to move = 45 lbs
15 S	500 lbs	Force to move = 60 lbs

*\*Values are recommended load ratings not to be used for design purposes.*

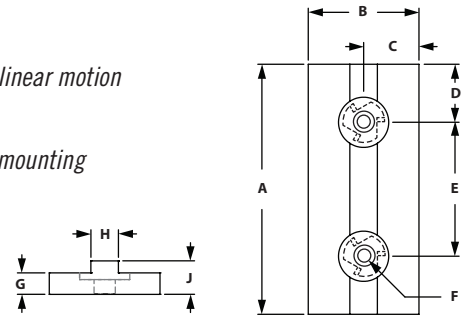


# Linear Bearing Replacement Pads

## DELUXE BEARING REPLACEMENT PADS - KEYED



- Material: UHMW
- Low friction to create better linear motion
- Single keyed
- Premachined holes for easy mounting



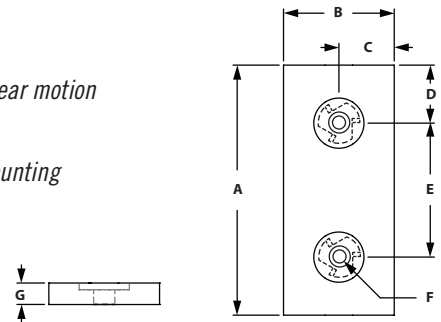
### KEYED PADS

ITEM#	SERIES	LENGTH	A	B	C	D	E	F	G	H	J
657135	10	Short	1.870"	.806"	.403"	.435"	1.000"	8-32	.150"	.246"	.250"
657139	15	Short	2.800"	1.240"	.620"	.650"	1.500"	8-32	.240"	.312"	.375"
657136	10	Long	3.950"	.806"	.403"	.475"	1.000"	8-32	.150"	.246"	.250"
657140	15	Long	5.950"	1.287"	.644"	.725"	1.500"	8-32	.240"	.312"	.375"

## DELUXE BEARING REPLACEMENT PADS - FLAT



- Material: UHMW
- Low friction to create better linear motion
- Single keyed
- Premachined holes for easy mounting



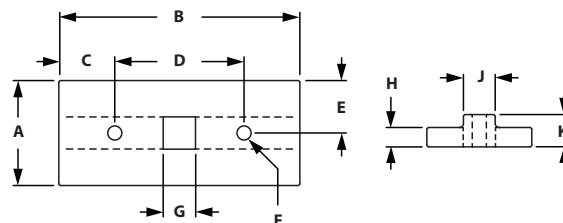
### FLAT PADS

ITEM#	SERIES	LENGTH	A	B	C	D	E	F	G
657133	10	Short	1.870"	.805"	.403"	.435"	1.000"	8-32	.190"
657137	15	Short	2.800"	1.240"	.620"	.650"	1.500"	8-32	.240"
657134	10	Long	3.950"	.805"	.403"	.475"	1.000"	8-32	.190"
657138	15	Long	5.950"	1.240"	.620"	.725"	1.500"	8-32	.240"

## ECONOMY BEARING REPLACEMENT PADS



- Material: UHMW
- Low friction to create better linear motion
- Single keyed
- Premachined holes for easy mounting



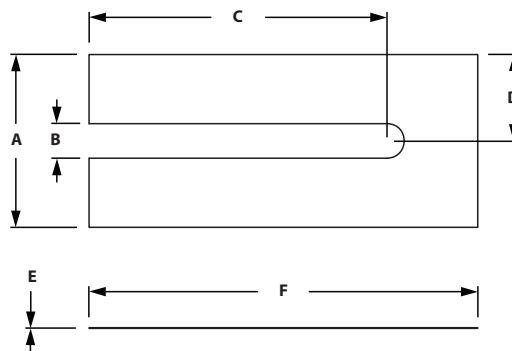
### KEYED PADS

ITEM#	SERIES	LENGTH	A	B	C	D	E	F	G	H	J	K
657075	10	Short	.812"	1.865"	.433"	1.000"	.406"	.109"	.250"	.150"	.246"	.250"
657127	15	Short	1.250"	2.770"	.635"	1.500"	.625"	.125"	.312"	.243"	.312"	.375"

## LINEAR BEARING SHIM STOCK PADS



- Material: Mylar
- Creates precise fit
- Loosen bearing and insert shim between bearing and pad



### LINEAR BEARING SHIM STOCK

ITEM#	SERIES	COLOR	A	B	C	D	E	F
657073	10	Clear	.812"	.175"	1.500"	.406"	.005"	1.875"
657123	15	Clear	1.250"	.250"	2.156"	.625"	.005"	2.812"

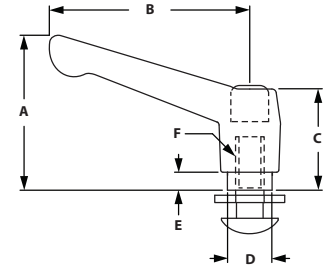
# Linear Bearing Brake Kits

*\*Includes Handle, Stud and Washers  
Only applies to brake kits*

## LINEAR BEARING BRAKE HANDLE KITS



- Adjustable brake kit that can be added to any bearing
- Quick release to allow movement and easy to secure to semi-permanent position
- Machining required for linear bearing

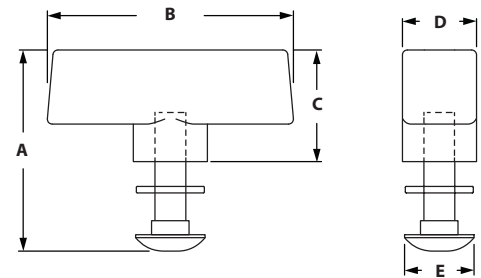


### L - HANDLE KIT

ITEM#	SERIES	COLOR	MATERIAL	A	B	C	D	E	F
657106	10	Black	Nylon	1.380"	1.770"	.960"	.390"	.160"	1/4-20
657079	15	Black	Nylon	2.170"	3.070"	1.420"	.630"	.310"	5/16-18



- Adjustable brake kit that can be added to any bearing
- Release to allow movement and easy to secure to semi-permanent position
- Machining required for linear bearing

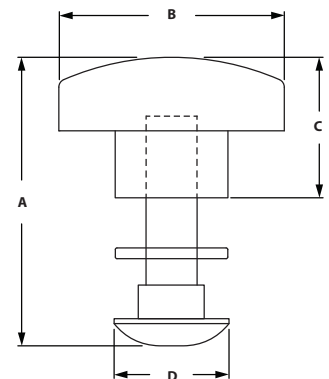


### T - HANDLE KIT

ITEM#	SERIES	COLOR	MATERIAL	A	B	C	D	E
657080	15	Black	Polypropylene	2.036"	2.491"	1.130"	.750"	.703"



- Adjustable brake kit that can be added to any bearing
- Release to allow movement and easy to secure to semi-permanent position
- Machining required for linear bearing



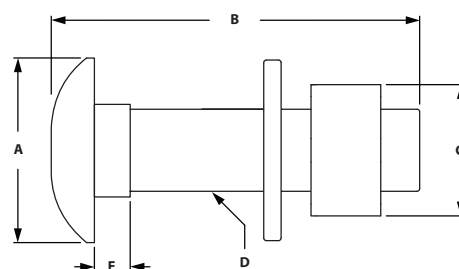
### STAR - HANDLE KIT

ITEM#	SERIES	COLOR	MATERIAL	A	B	C	D
657081	15	Black	Polypropylene	1.766"	1.380"	.860"	.703"





- Adjustable stop that can be added to any bearing
- Tightens to secure locking capability
- Machining required for linear bearing

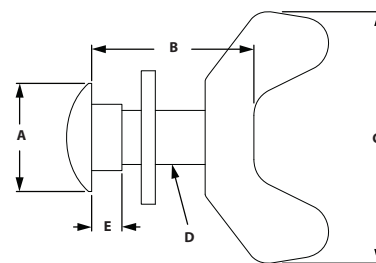


**HEX NUT BRAKE KIT**

ITEM#	SERIES	A	B	C	D	E
657107	10	.500"	.865"	.438"	1/4-20	.150"
657082	15	.704"	1.416"	.563"	5/16-18	.172"



- Adjustable stop that can be added to any bearing
- Tightens to secure locking capability
- Machining required for linear bearing



**WING NUT BRAKE KIT**

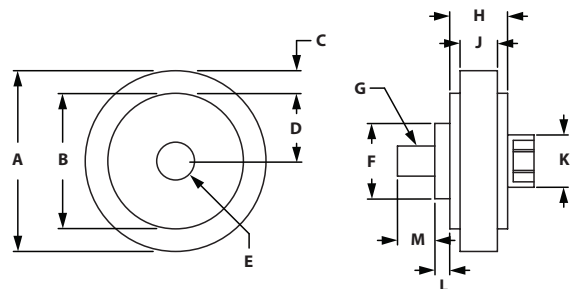
ITEM#	SERIES	A	B	C	D	E
657108	10	.500"	.865"	1.158"	1/4-20	.150"
657083	15	.703"	1.416"	1.375"	5/16-18	.150"

# Roller Wheels & Brackets

## ECONOMY ROLLER WHEEL WITH BRASS BUSHING



- Use for guided linear motion
- Mounts to extrusion end or in T-Slot
- Made of high strength black nylatron
- Economy: brass bushing



ITEM#	SERIES	COLOR	MATERIAL	A	B	C	D	E	F	G	H	J	K	L	M	LOAD
655222	10	Black	Nylon	1.500"	1.125"	.188"	.563"	.314"	.625"	1/4-20	.480"	.240"	.435"	.125"	.310"	50 lbs
655224	15	Black	Nylon	2.000"	1.625"	.188"	.812"	.375"	.750"	5/16-18	.720"	.310"	.562"	.125"	.375"	75 lbs
655223	10 to 15	Black	Nylon	1.500"	1.125"	.188"	.563"	.314"	.625"	1/4-20	.480"	.310"	.435"	.125"	.310"	75 lbs

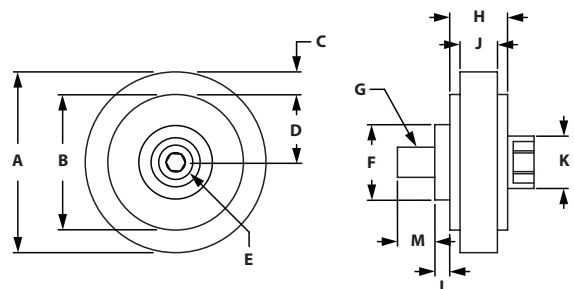
### INCLUDED FASTENERS

ROLLER #	SERIES	BOLT	T-NUT	WASHER
655222	10	1/4-20 Shoulder Bolt	Economy	Yes
655224	15	5/16-18 Shoulder Bolt	Economy	Yes
655223	10 to 15	1/4-20 Shoulder Bolt	Economy	Yes

## DELUXE ROLLER WHEEL WITH BALL BEARINGS



- Use for guided linear motion
- Mounts to extrusion end or in T-Slot
- Made of high strength black nylatron
- Fasteners included
- Deluxe: ball bearings



ITEM#	SERIES	COLOR	MATERIAL	A	B	C	D	E	F	G	H	J	K	L	M	LOAD
655221	15	Black	Nylon	2.000"	1.625"	.188"	.812"	.375"	.750"	5/16-18	.720"	.310"	.562"	.125"	.375"	100 lbs

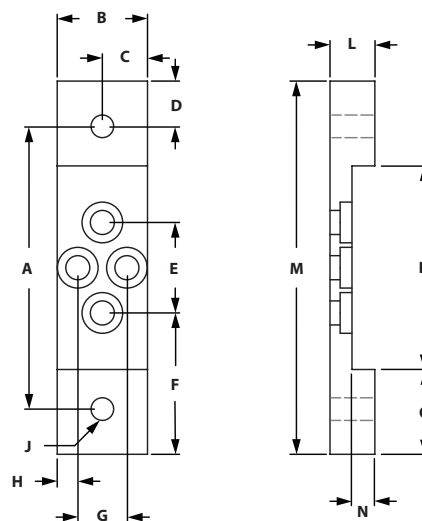
### INCLUDED FASTENERS

ROLLER #	SERIES	BOLT	T-NUT	WASHER
655221	15	5/16-18 Shoulder Bolt	Economy	Yes

## ROLLER WHEEL BRACKETS



- Ideal for framed doors
- Assembly part numbers include roller wheels
- Fasteners included for both assembly and bracket part numbers



ITEM#	SERIES	FOR EXTRUSION	A	B	C	D	E	F	G	H	J-TAP	K	L	M	N	O
655472	10	1010	2.125"	1.000"	.500"	.500"	.669"	1.228"	.544"	.228"	1/4-20	1.250"	.500"	3.125"	.255"	.938"
655474	10	1020	3.125"	1.000"	.500"	.500"	1.000"	1.562"	.544"	.228"	1/4-20	2.250"	.500"	4.125"	.255"	.938"
655476	15	1515	3.125"	1.500"	.750"	.750"	.860"	1.883"	.735"	.383"	5/16-18	1.750"	.750"	4.625"	.390"	1.438"
655479	15	1530	4.625"	1.500"	.750"	.750"	1.500"	2.313"	.735"	.383"	5/16-18	3.25"	.750"	6.125"	.390"	1.438"

### INCLUDED FASTENERS

SERIES	QTY	BOLT	T-NUT
10	2 EA	1/4-20 x 3/8" Low Head SHCS	Standard
15	2 EA	5/16-18 x 5/8" Low Head SHCS	Standard

# Linear Motion

## ROLLER WHEEL ASSEMBLIES



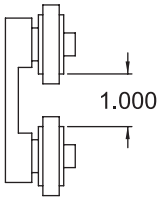
- Ideal for framed doors
- Assembly part numbers include roller wheels
- Fasteners included for both assembly and bracket part numbers

ITEM#	SERIES	FOR EXTRUSION	ROLLER
655473	10	1010	Economy
655475	10	1020	Economy
655477	15	1515	Deluxe
655478	15	1515	Economy
655480	15	1530	Deluxe
655481	15	1530	Economy

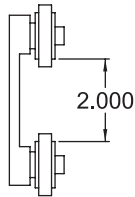
### INCLUDED FASTENERS

ITEM #	SERIES	QTY	BOLT	T-NUT
651474 & 651075	10	2 ea	1/4-20 x 3/8" LHSCS	Economy
699955 & 651074	15	2 ea	5/16-18 x 5/8" LHSCS	Economy

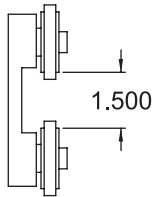
655473



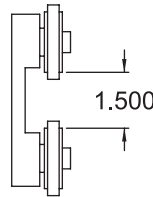
655475



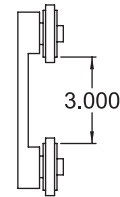
655477



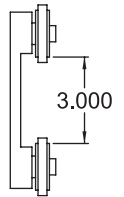
655478



655480



655481



		INDIVIDUAL PART NUMBER							
		655472	655474	655476	655479	655222	655223	655221	655224
ASSEMBLY PART #	655473	1				2			
	655475		1			2			
	655477			1				2	
	655480				1			2	
	655478			1					2
	655481				1				2



# CONTENT


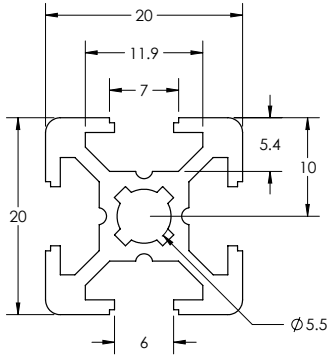
**02 Structural Extrusions**  
B-SERIES Metric Extrusion . . . . . 232-262

## **02 B-SERIES EXTRUSIONS**

# B-Series Extrusions

## TS20-20B

Clear Anodized - 670000



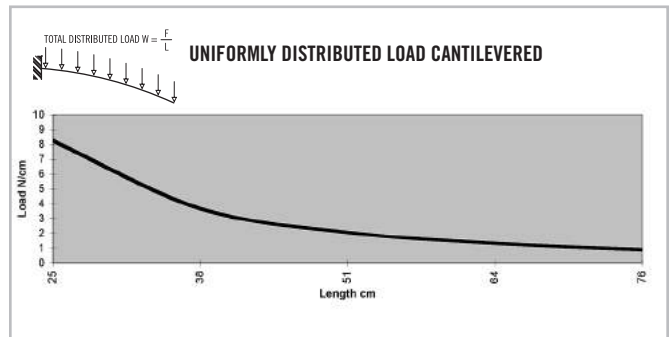
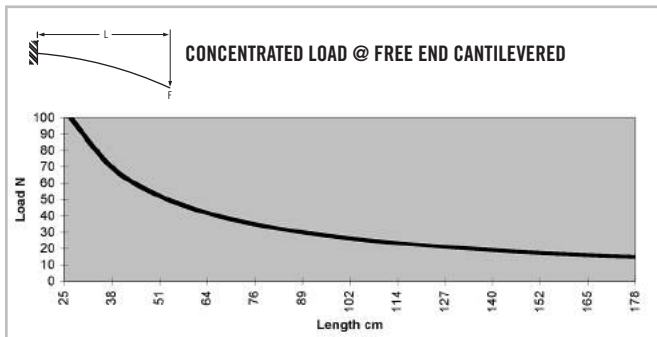
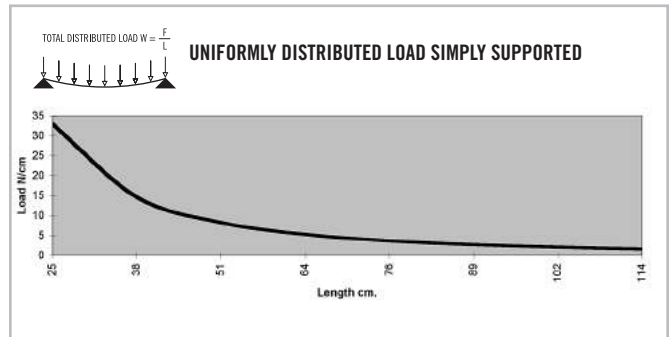
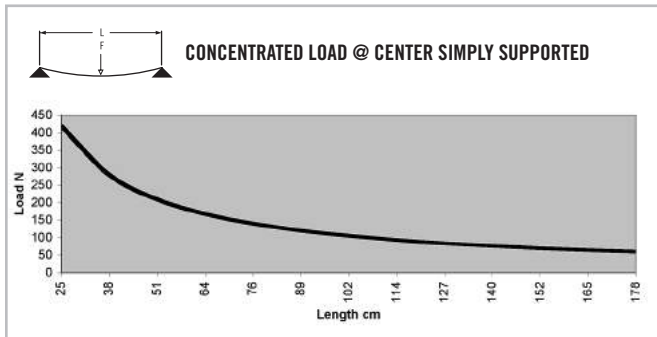
### SPECIFICATIONS

Length	118" (2.997 m)
Weight	0.305 lbs/ft (0.454 kg/m)
Estimated Area	0.254 in <sup>2</sup> (1.6383 cm <sup>2</sup> )
Moment of Inertia	$I_x=0.016 \text{ in}^4$ (0.67 cm <sup>4</sup> ) $I_y=0.016 \text{ in}^4$ (0.67 cm <sup>4</sup> )

### MACHINE SERVICES

CTL	670500
Single Access Hole	670517
Tap M6	670509

### BEAM SELECTION BY LOAD AND LENGTH



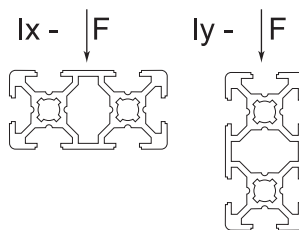

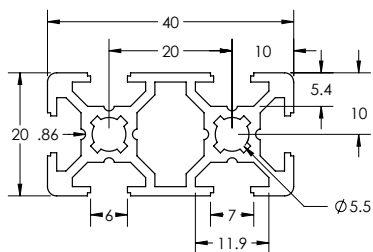
\* Charts based on allowable loads related to yield strength with a margin of safety equal to five.

» For deflection equations see page 10



# TS20-40B

Clear Anodized - 670004



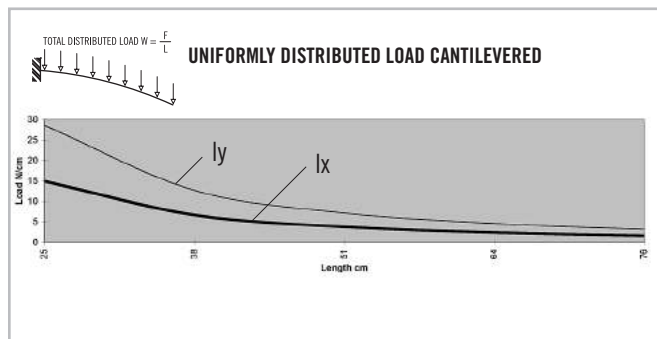
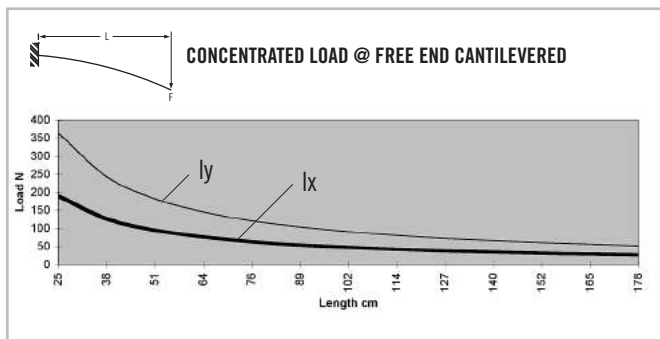
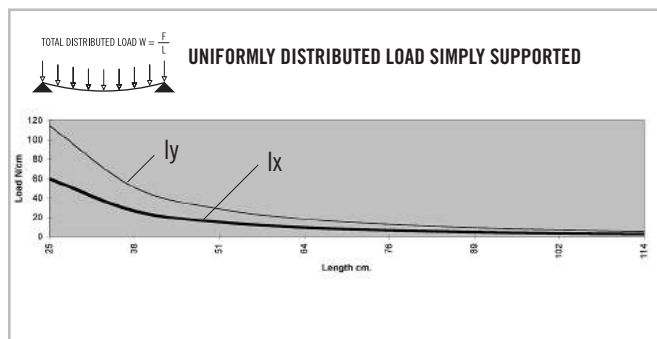
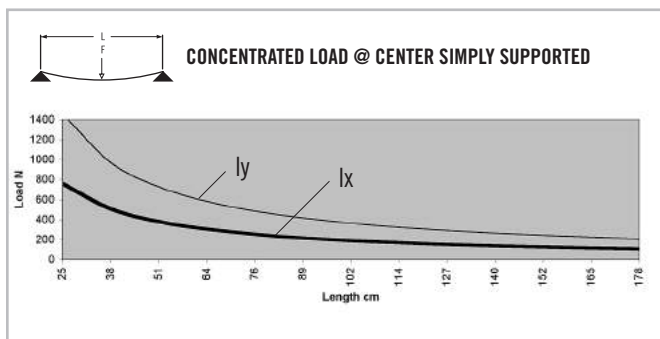
## SPECIFICATIONS

Length	118" (2.997 m)
Weight	0.533 lbs/ft (0.793 kg/m)
Estimated Area	0.444 in <sup>2</sup> (2.8638 cm <sup>2</sup> )
Moment of Inertia	I <sub>x</sub> =0.029 in <sup>4</sup> (1.21 cm <sup>4</sup> ) I <sub>y</sub> =0.111 in <sup>4</sup> (4.62 cm <sup>4</sup> )

## MACHINE SERVICES

CTL	670501
Single Access Hole	670517
Tap M6	670510

## BEAM SELECTION BY LOAD AND LENGTH




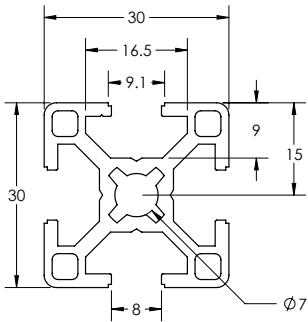
\* Charts based on allowable loads related to yield strength with a margin of safety equal to five.

» For deflection equations see page 10

# B-Series Extrusions

Clear Anodized - **670007**  
 Black Anodized - **670107**  
 Yellow Powdercoat - **670207**

## TS30-30B



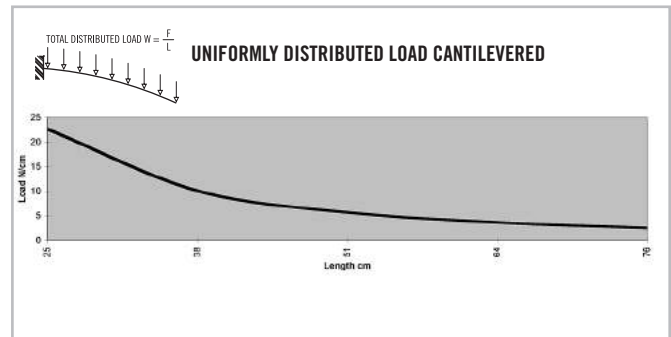
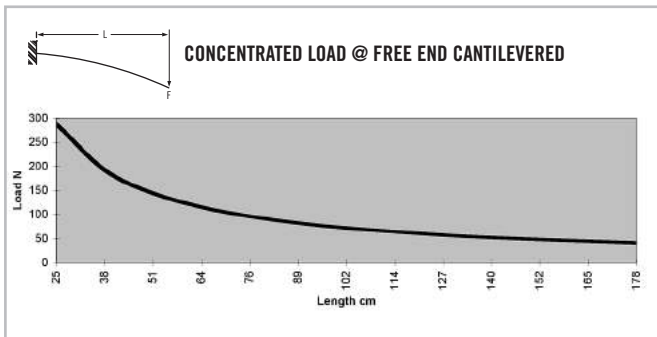
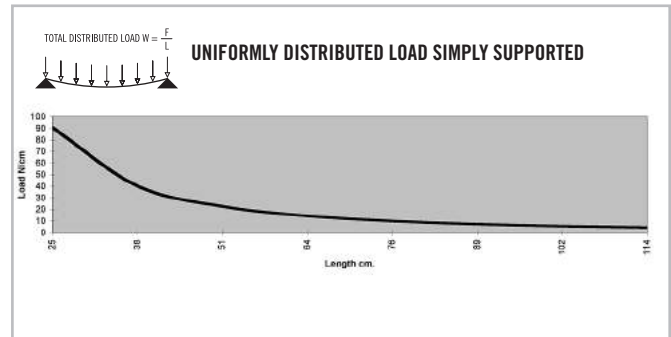
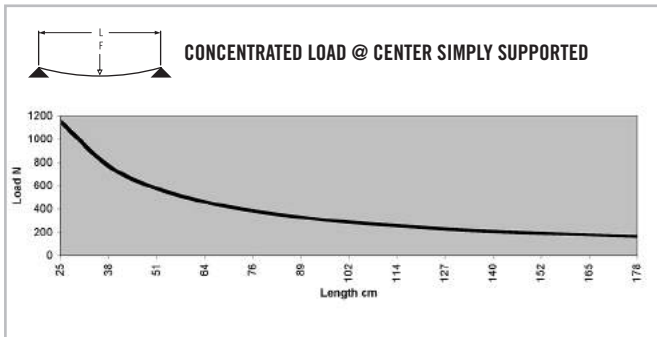
### SPECIFICATIONS

Length Clear	.....	.236" (6 m)
Length Black	.....	.236" (6 m)
Length Yellow	.....	.144" (3.6 m)
Weight	.....	0.588 lbs/ft (0.873 kg/m)
Estimated Area	.....	0.489 in <sup>2</sup> (3.15405 cm <sup>2</sup> )
Moment of Inertia	.....	I <sub>x</sub> =0.066 in <sup>4</sup> (2.75 cm <sup>4</sup> ) I <sub>y</sub> =0.066 in <sup>4</sup> (2.75 cm <sup>4</sup> )

### MACHINE SERVICES

CTL	.....	670502
Access Hole 7.9mm	.....	670518
Access Hole 11mm	.....	670519
Tap M8	.....	670511

### BEAM SELECTION BY LOAD AND LENGTH


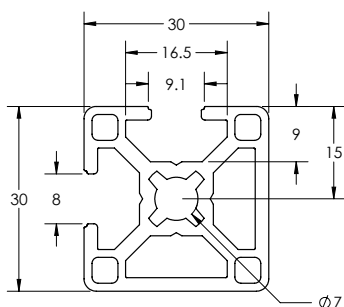


\* Charts based on allowable loads related to yield strength with a margin of safety equal to five.

» For deflection equations see page 10

## TS30-30B BISLOT AD

Clear Anodized - 670085



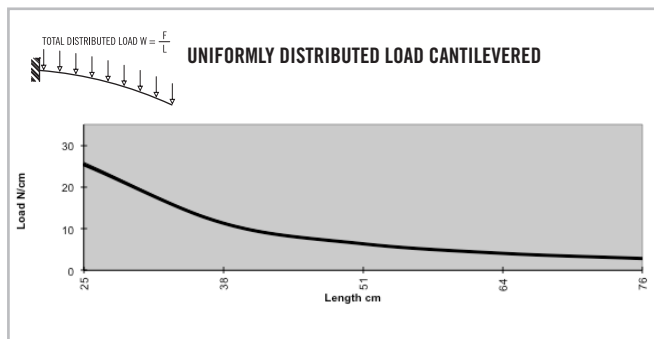
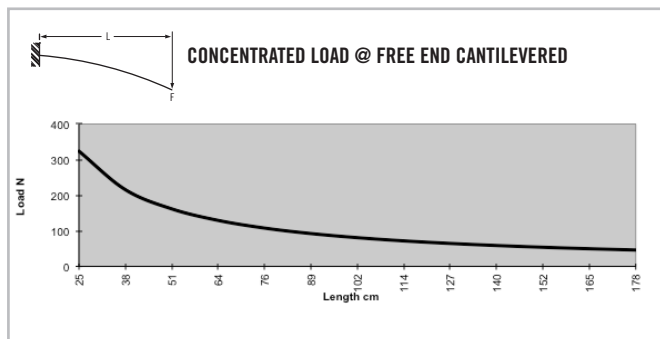
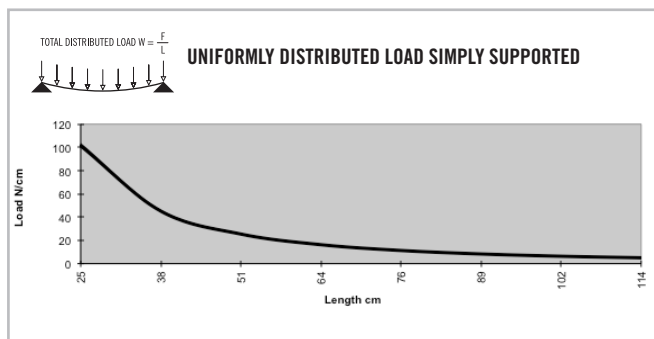
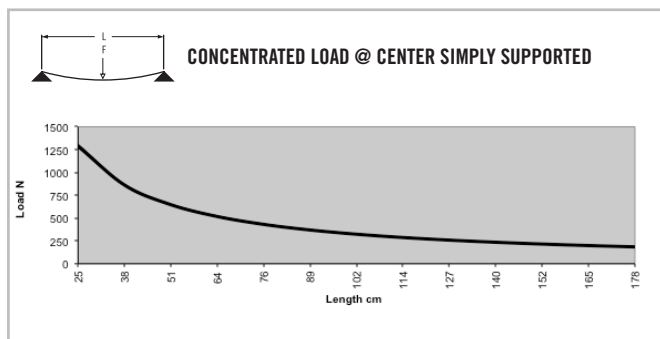
### SPECIFICATIONS

Length	.....	220.5" (5.6 m)
Weight	.....	0.655 lbs/ft (0.975 kg/m)
Estimated Area	.....	0.546 in <sup>2</sup> (3.523 cm <sup>2</sup> )
Moment of Inertia	.....	$I_x=0.074 \text{ in}^4 (3.080 \text{ cm}^4)$
	.....	$I_y=0.075 \text{ in}^4 (3.122 \text{ cm}^4)$

### MACHINE SERVICES

CTL	.....	670502
Access Hole 7.9mm	.....	670518
Access Hole 11mm	.....	670519
Tap M8	.....	670511

### BEAM SELECTION BY LOAD AND LENGTH



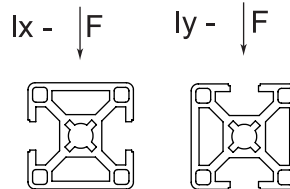

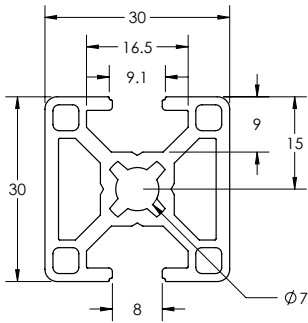
\* Charts based on allowable loads related to yield strength with a margin of safety equal to five.

» For deflection equations see page 10

# B-Series Extrusions

## TS30-30B BISLOT OPP

Clear Anodized - 670084



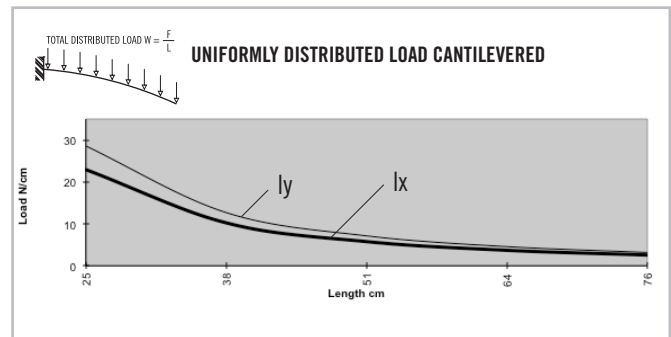
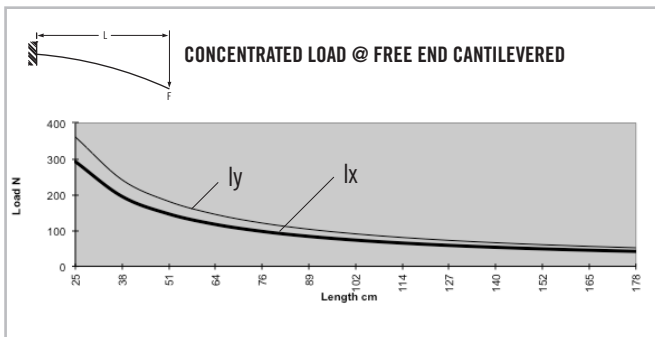
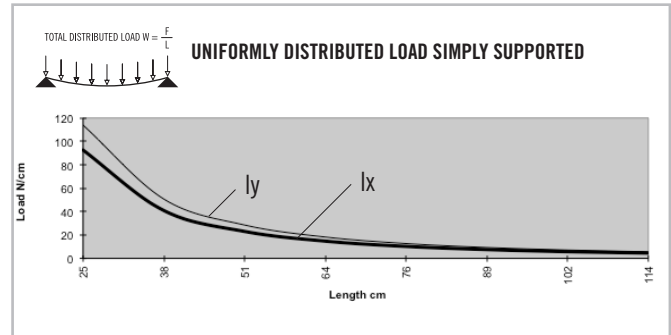
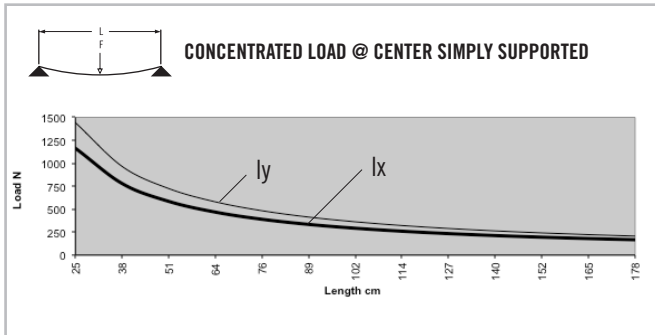
### SPECIFICATIONS

Length	220.5" (5.6 m)
Weight	0.655 lbs/ft (0.975 kg/m)
Estimated Area	0.546 in <sup>2</sup> (3.523 cm <sup>2</sup> )
Moment of Inertia	$I_x = 0.067 \text{ in}^4 (2.789 \text{ cm}^4)$
	$I_y = 0.083 \text{ in}^4 (3.455 \text{ cm}^4)$

### MACHINE SERVICES

CTL	670502
Access Hole 7.9mm	670518
Access Hole 11mm	670519
Tap M8	670511

### BEAM SELECTION BY LOAD AND LENGTH

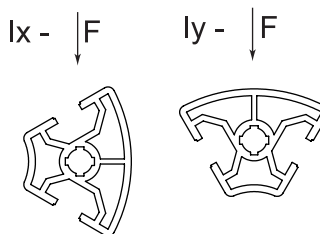

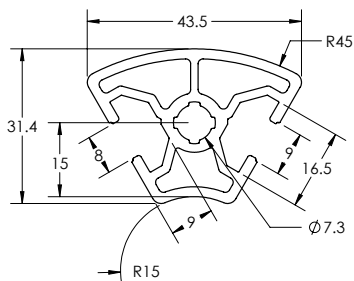


\* Charts based on allowable loads related to yield strength with a margin of safety equal to five.

» For deflection equations see page 10

# TS30-60RB

Clear Anodized - 670015



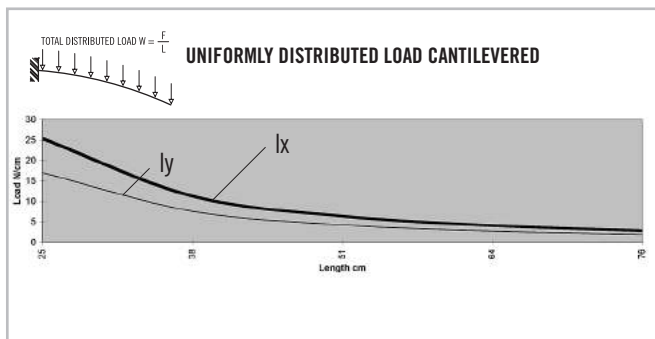
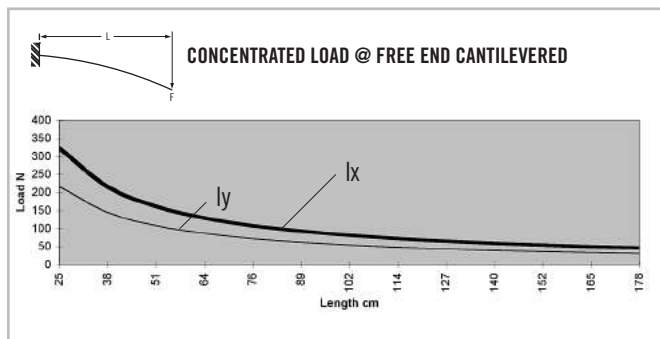
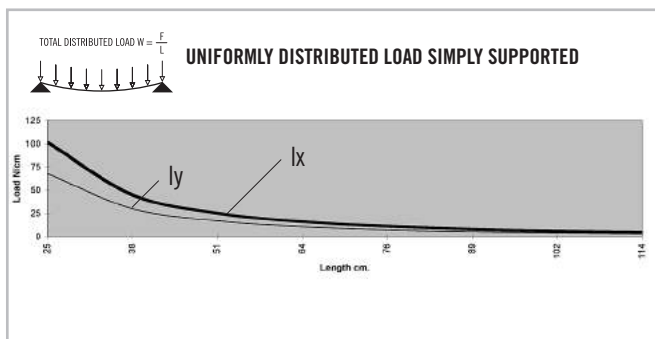
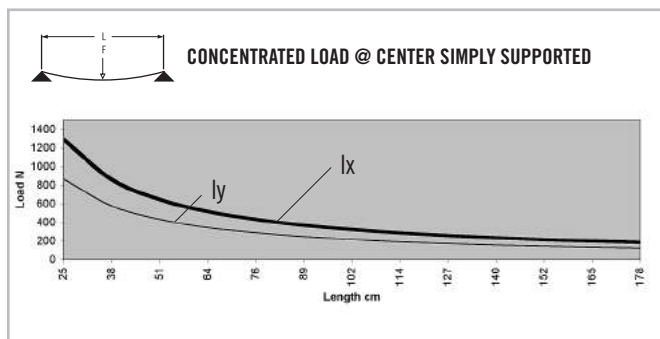
## SPECIFICATIONS

Length	.....	236" (6 m)
Weight	.....	0.674 lbs/ft (1.0035072 kg/m)
Estimated Area	.....	0.562 in <sup>2</sup> (3.6249 cm <sup>2</sup> )
Moment of Inertia	.....	I <sub>x</sub> =0.074 in <sup>4</sup> (3.08 cm <sup>4</sup> ) I <sub>y</sub> =0.099 in <sup>4</sup> (4.12 cm <sup>4</sup> )

## MACHINE SERVICES

CTL	.....	670503
Access Hole 7.9mm	.....	670518
Access Hole 11mm	.....	670519
Tap M8	.....	670512

## BEAM SELECTION BY LOAD AND LENGTH



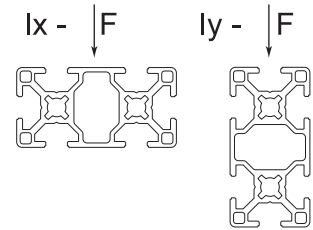

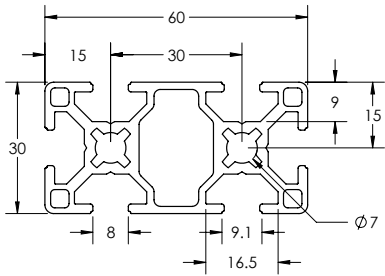
\* Charts based on allowable loads related to yield strength with a margin of safety equal to five.

» For deflection equations see page 10

# B-Series Extrusions

## TS30-60B

Clear Anodized - **670017**  
 Black Anodized - **670117**



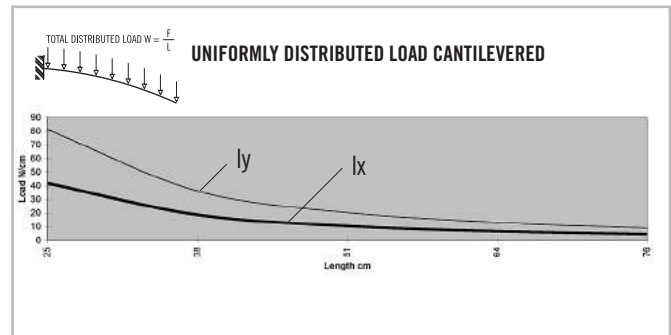
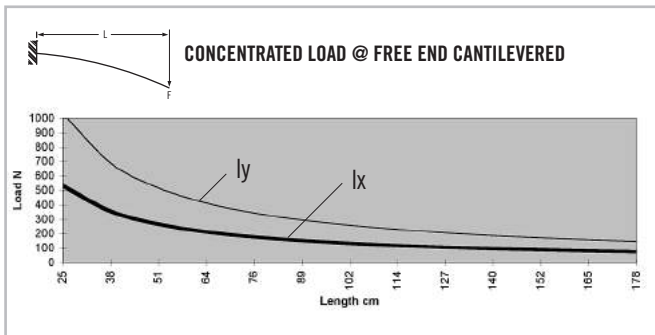
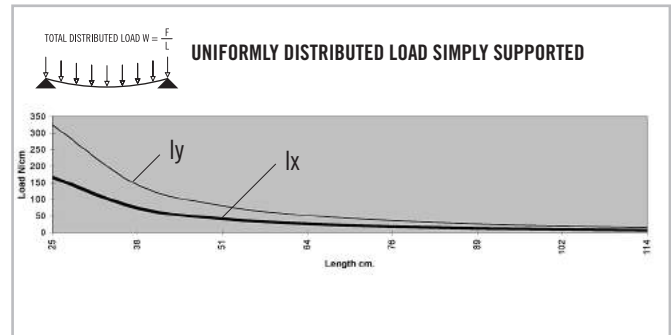
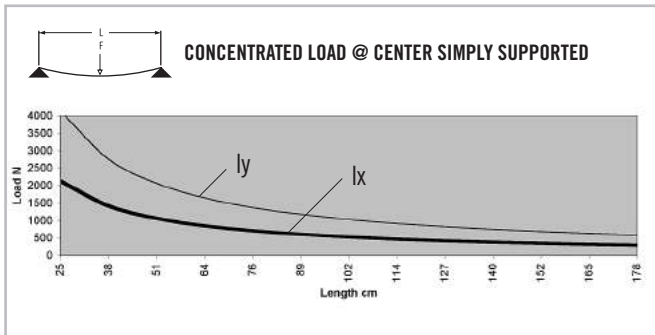
### SPECIFICATIONS

Length	220.5" (5.6 m)
Weight	1.034 lbs/ft (1.539 kg/m)
Estimated Area	0.862 in <sup>2</sup> (5.5599 cm <sup>2</sup> )
Moment of Inertia	I <sub>x</sub> =0.122 in <sup>4</sup> (5.08 cm <sup>4</sup> ) I <sub>y</sub> =0.473 in <sup>4</sup> (19.69 cm <sup>4</sup> )

### MACHINE SERVICES

CTL	670503
Access Hole 7.9mm	670518
Access Hole 11mm	670519
Tap M8	670512

### BEAM SELECTION BY LOAD AND LENGTH

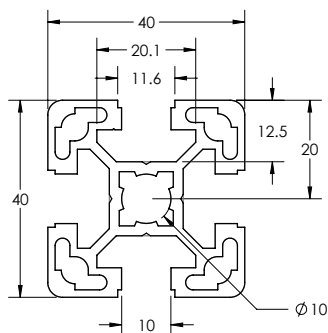


\* Charts based on allowable loads related to yield strength with a margin of safety equal to five.

» For deflection equations see page 10

# TS40-40B

Clear Anodized - 670076



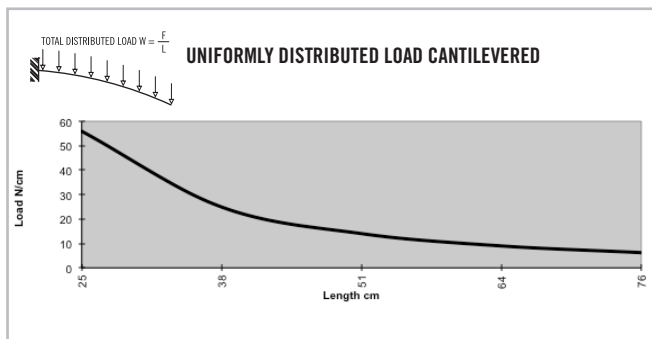
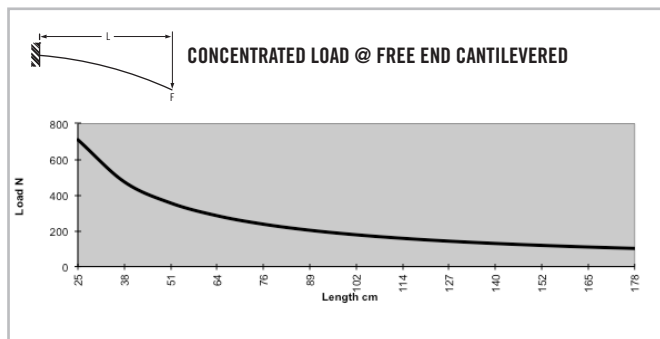
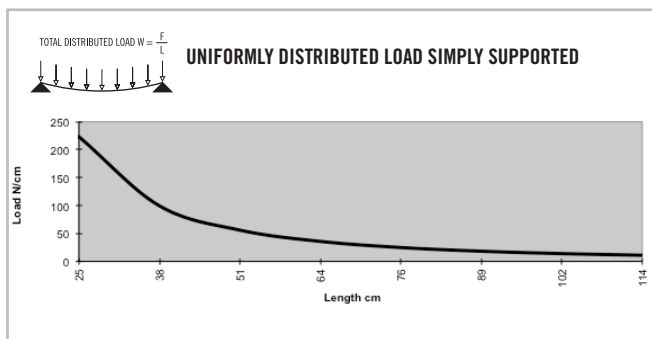
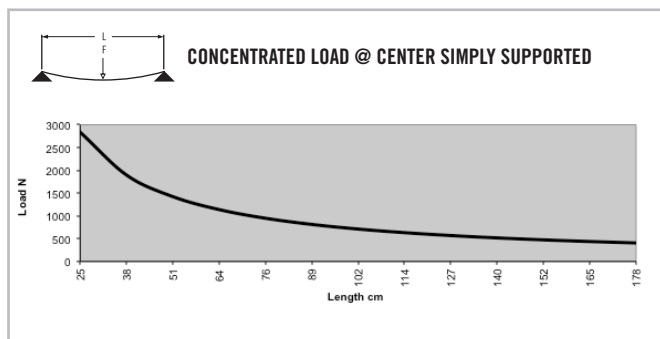
## SPECIFICATIONS

Length	.....	.236" (6 m)
Weight	.....	1.027 lbs/ft (1.529 kg/m)
Estimated Area	.....	.0856 in <sup>2</sup> (5.523 cm <sup>2</sup> )
Moment of Inertia	.....	$I_x=0.217$ in <sup>4</sup> (9.032 cm <sup>4</sup> )
	.....	$I_y=0.217$ in <sup>4</sup> (9.032 cm <sup>4</sup> )

## MACHINE SERVICES

CTL	.....	660003
Access Hole 9.8mm	.....	670520
Access Hole 17mm	.....	670521
Tap M12	.....	670513

## BEAM SELECTION BY LOAD AND LENGTH



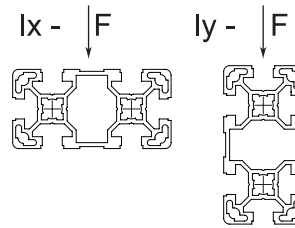
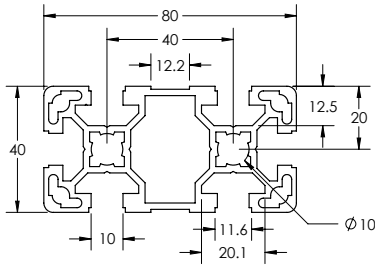
\* Charts based on allowable loads related to yield strength with a margin of safety equal to five.

» For deflection equations see page 10

# B-Series Extrusions

## TS40-80B

Clear Anodized - 670075



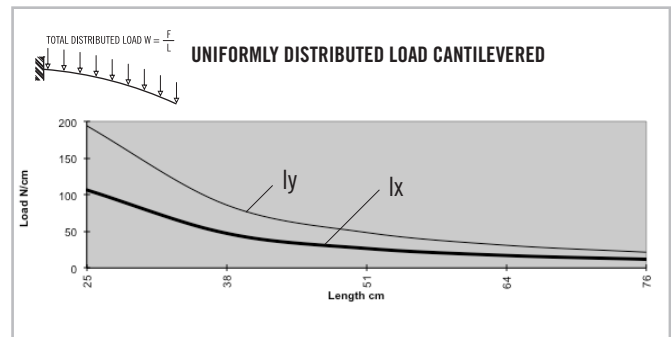
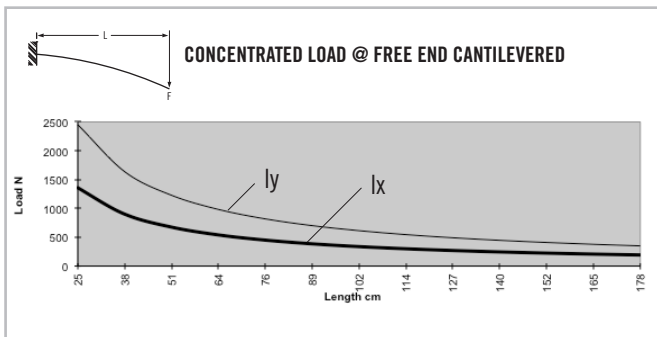
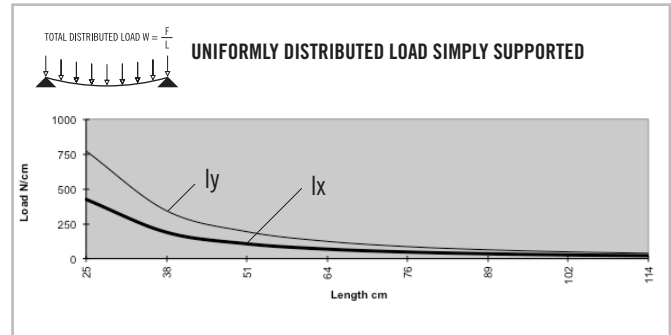
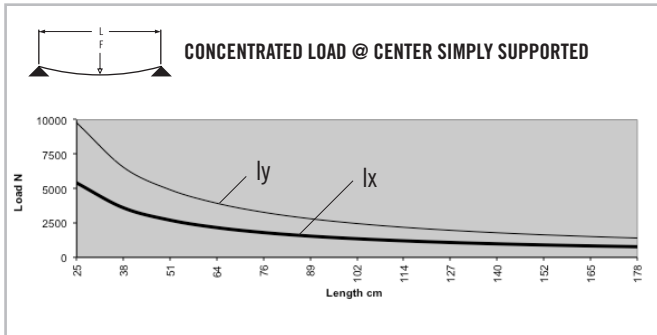
### SPECIFICATIONS

Length	.....	.236" (6 m)
Weight	.....	1.801 lbs/ft (2.680 kg/m)
Estimated Area	.....	1.501 in <sup>2</sup> (9.684 cm <sup>2</sup> )
Moment of Inertia	.....	lx=0.412 in <sup>4</sup> (17.149 cm <sup>4</sup> )
	.....	ly=1.499 in <sup>4</sup> (62.393 cm <sup>4</sup> )

### MACHINE SERVICES

CTL	.....	660006
Access Hole 9.8mm	.....	670520
Access Hole 17mm	.....	670521
Tap M12	.....	670514

### BEAM SELECTION BY LOAD AND LENGTH



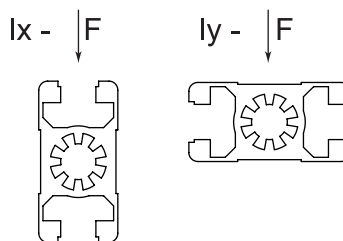

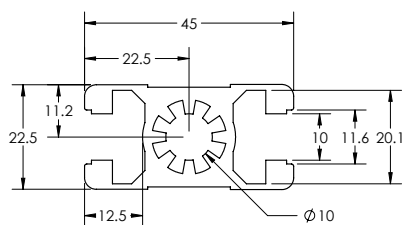
\* Charts based on allowable loads related to yield strength with a margin of safety equal to five.

» For deflection equations see page 10



# TS22.5-45B

Clear Anodized - 670067



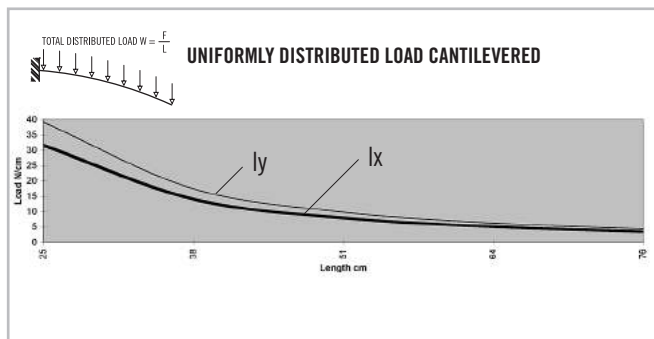
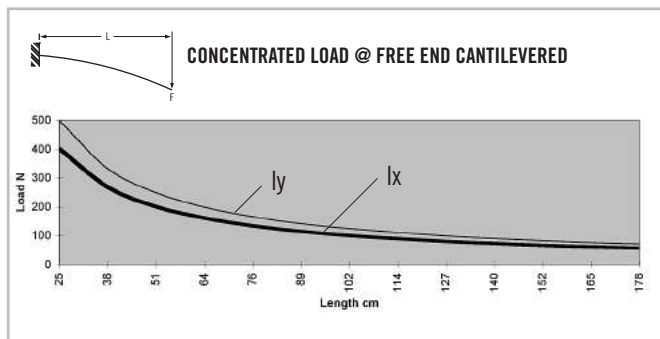
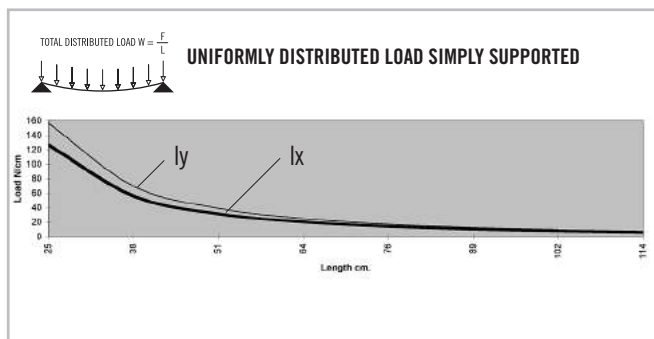
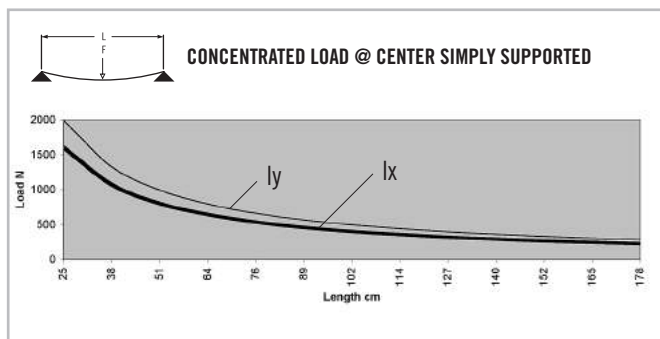
## SPECIFICATIONS

Length	220.5" (5.6 m)
Weight	0.850 lbs/ft (1.264 kg/m)
Estimated Area	0.708 in <sup>2</sup> (4.5666 cm <sup>2</sup> )
Moment of Inertia	lx=0.069 in <sup>4</sup> (2.87 cm <sup>4</sup> ) ly=0.171 in <sup>4</sup> (7.12 cm <sup>4</sup> )

## MACHINE SERVICES

CTL	670502
Access Hole 7.9mm	670520
Access Hole 11mm	670521
Tap M12	670513

## BEAM SELECTION BY LOAD AND LENGTH



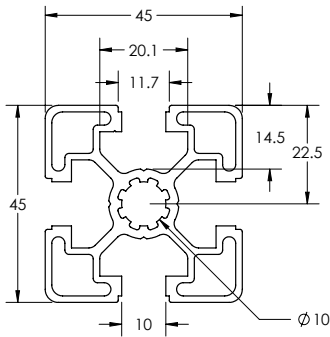
\* Charts based on allowable loads related to yield strength with a margin of safety equal to five.

» For deflection equations see page 10

# B-Series Extrusions

Clear Anodized - **670030**  
 Black Anodized - **670130**  
 Yellow Powdercoat - **670230**

## TS45-45B



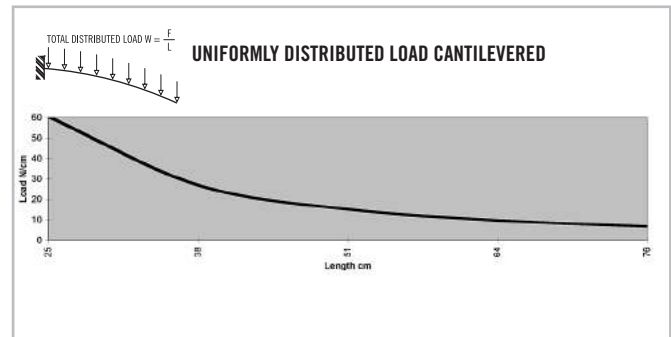
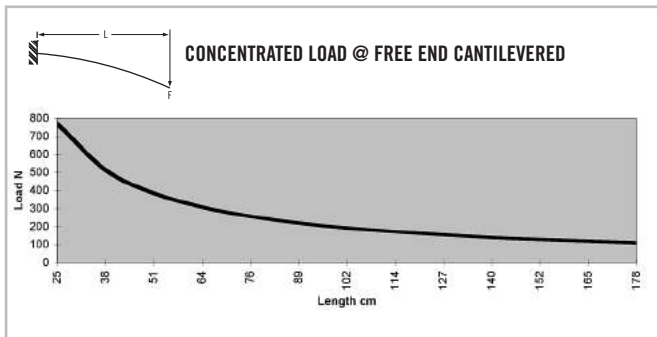
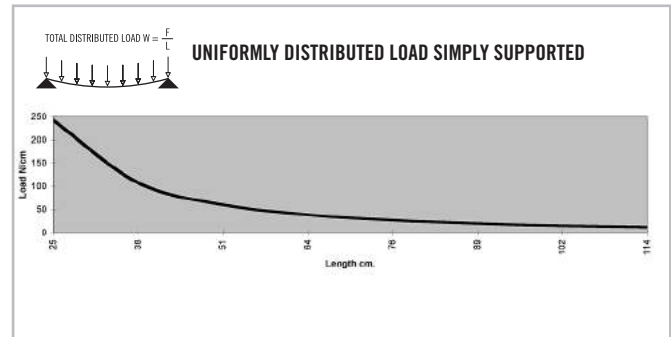
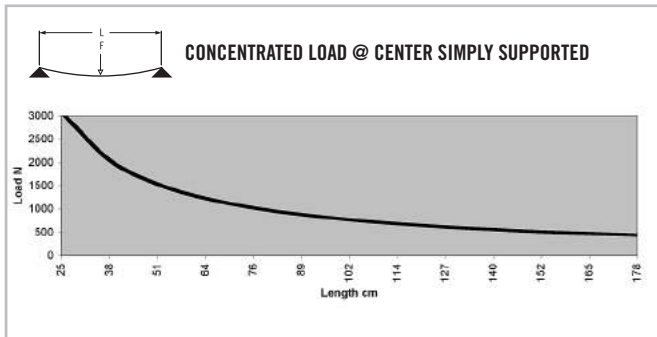
### SPECIFICATIONS

Length Clear	.....	236" (6 m)
Length Black	.....	236" (6 m)
Length Yellow	.....	144" (3.6 m)
Weight	.....	1.064 lbs/ft (1.583 kg/m)
Estimated Area	.....	0.884 in <sup>2</sup> (5.7018 cm <sup>2</sup> )
Moment of Inertia	.....	I <sub>x</sub> =0.264 in <sup>4</sup> (10.99 cm <sup>4</sup> ) I <sub>y</sub> =0.264 in <sup>4</sup> (10.99 cm <sup>4</sup> )

### MACHINE SERVICES

CTL	.....	670504
Access Hole 9.8mm	.....	670520
Access Hole 17mm	.....	670521
Tap M12	.....	670513

### BEAM SELECTION BY LOAD AND LENGTH

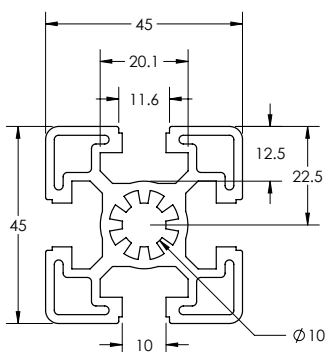


\* Charts based on allowable loads related to yield strength with a margin of safety equal to five.

» For deflection equations see page 10

## TS45-45HB

Clear Anodized - 670031



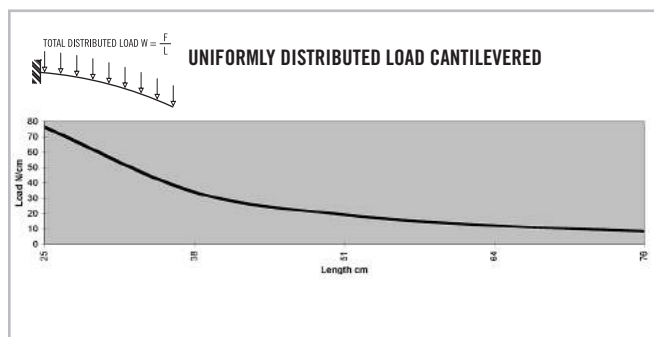
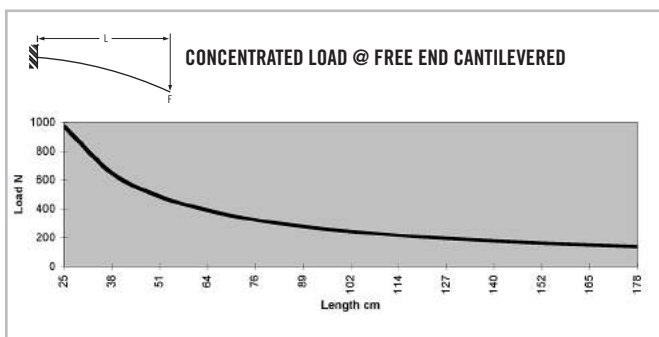
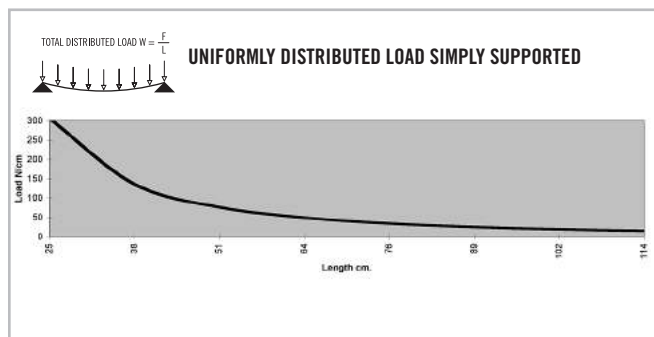
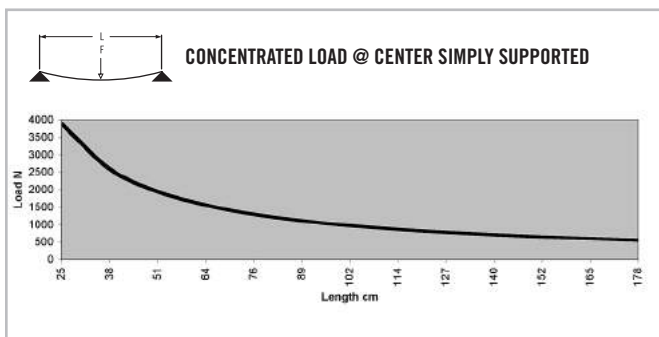
### SPECIFICATIONS

Length	.....	236" (6 m)
Weight	.....	1.392 lbs/ft (2.071 kg/m)
Estimated Area	.....	1.16 in <sup>2</sup> (7.482 cm <sup>2</sup> )
Moment of Inertia	.....	$I_x=0.334$ in <sup>4</sup> (13.90 cm <sup>4</sup> )
		$I_y=0.334$ in <sup>4</sup> (13.90 cm <sup>4</sup> )

### MACHINE SERVICES

CTL	.....	670504
Access Hole 9.8mm	.....	670520
Access Hole 17mm	.....	670521
Tap M12	.....	670513

### BEAM SELECTION BY LOAD AND LENGTH



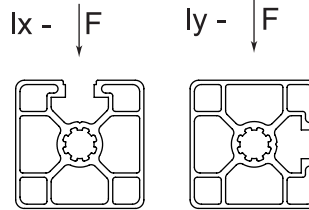
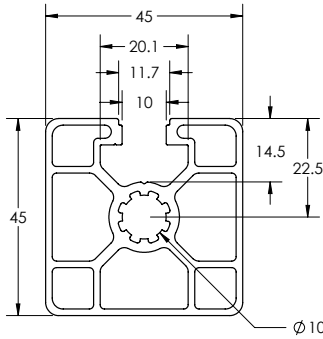
\* Charts based on allowable loads related to yield strength with a margin of safety equal to five.

» For deflection equations see page 10

# B-Series Extrusions

## TS45-45B MONOSLOT

Clear Anodized - 670083



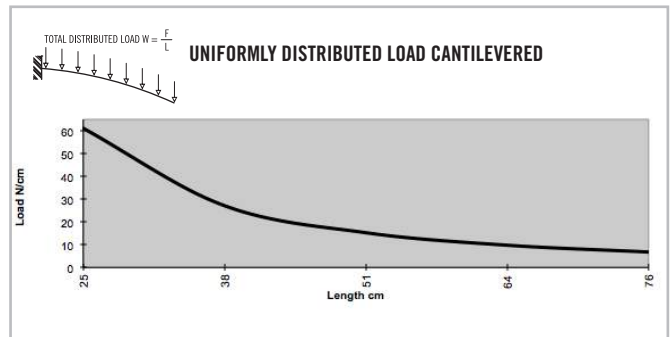
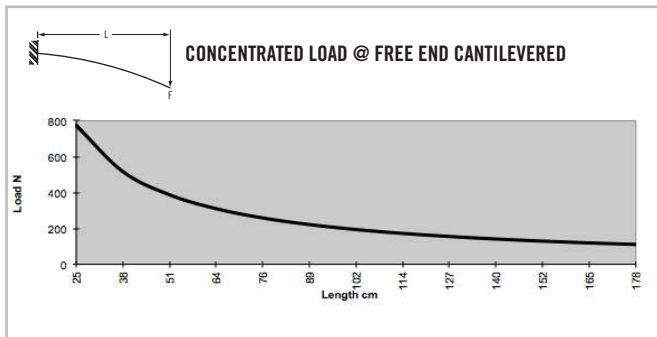
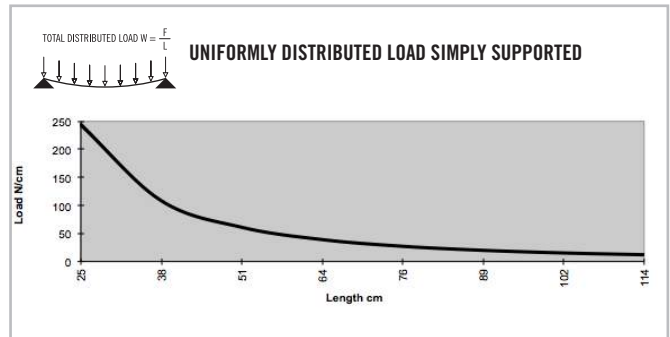
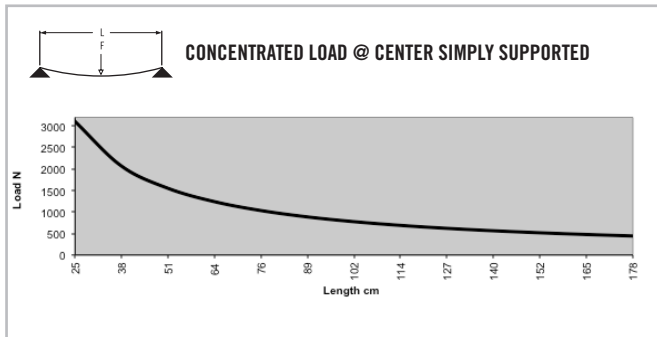
### SPECIFICATIONS

Length	.....	220.5" (5.6 m)
Weight	.....	1.042 lbs/ft (1.551 kg/m)
Estimated Area	.....	0.868 in <sup>2</sup> (5.600 kg/m)
Moment of Inertia	.....	I <sub>x</sub> =0.266 in <sup>4</sup> (11.072 cm <sup>2</sup> )
	.....	I <sub>y</sub> =0.269 in <sup>4</sup> (11.197 cm <sup>2</sup> )

### MACHINE SERVICES

CTL	.....	670504
Access Hole 9.8mm	.....	670520
Access Hole 17mm	.....	670521
Tap M12	.....	670513

### BEAM SELECTION BY LOAD AND LENGTH

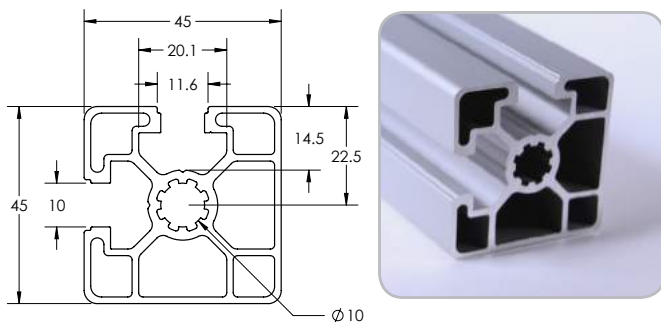


\* Charts based on allowable loads related to yield strength with a margin of safety equal to five.

» For deflection equations see page 10

## TS45-45B BISLOT ADJ

Clear Anodized - 670081



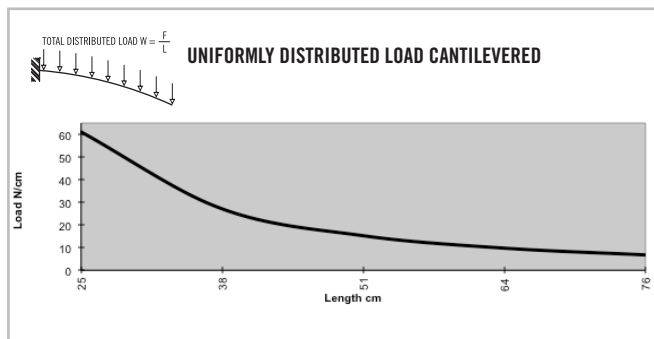
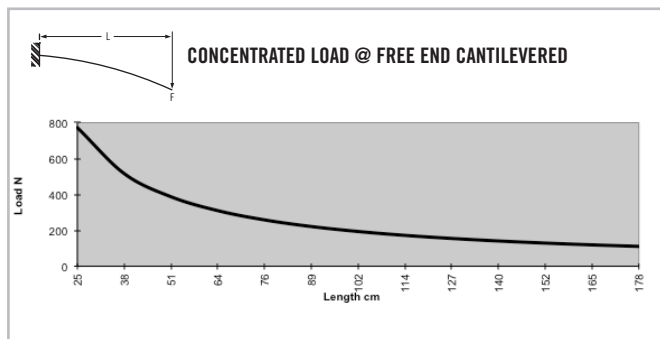
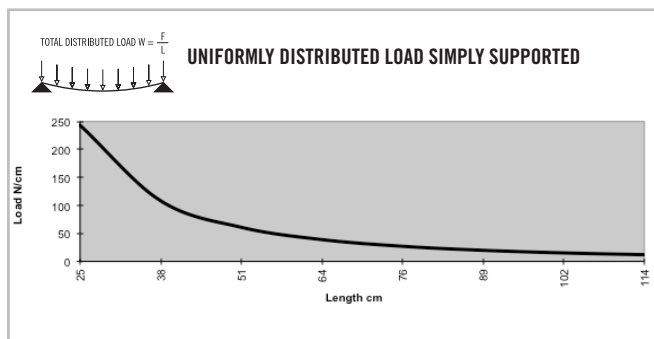
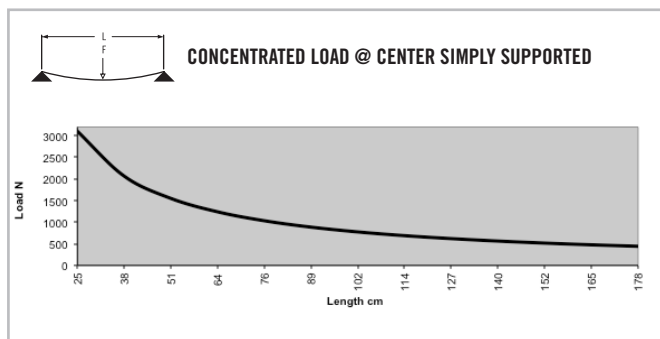
### SPECIFICATIONS

Length	.....	220.5" (5.6 m)
Weight	.....	1.045 lbs/ft (1.555 kg/m)
Estimated Area	.....	.0871 in <sup>2</sup> (5.619 cm <sup>2</sup> )
Moment of Inertia	.....	I <sub>x</sub> =0.266 in <sup>4</sup> (11.072 cm <sup>4</sup> )
	.....	I <sub>y</sub> =0.266 in <sup>4</sup> (11.072 cm <sup>4</sup> )

### MACHINE SERVICES

CTL	.....	670504
Access Hole 9.8mm	.....	670520
Access Hole 17mm	.....	670521
Tap M12	.....	670513

### BEAM SELECTION BY LOAD AND LENGTH



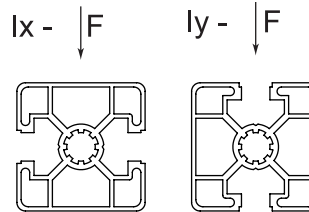
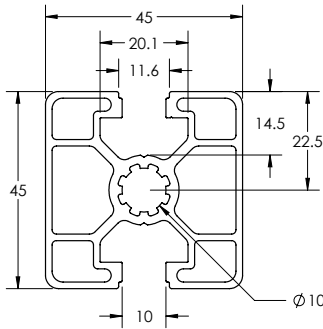
\* Charts based on allowable loads related to yield strength with a margin of safety equal to five.

» For deflection equations see page 10

# B-Series Extrusions

## TS45-45B BISLOT OPP

Clear Anodized - 670080



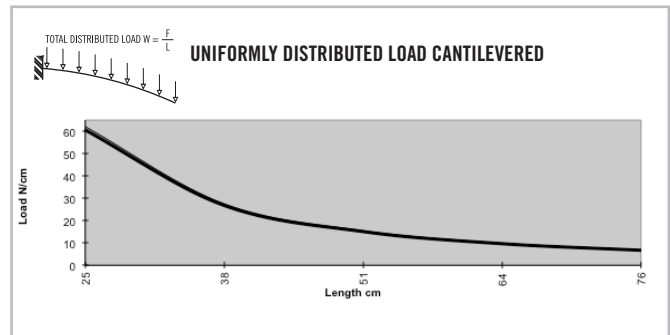
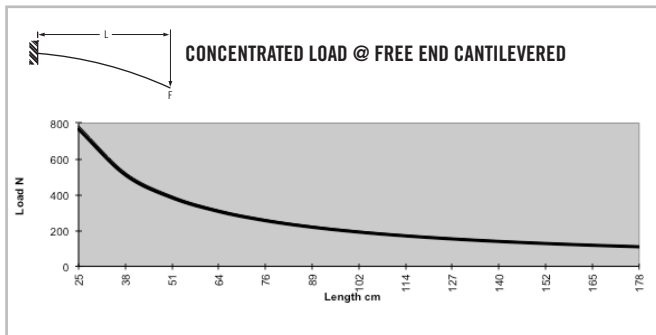
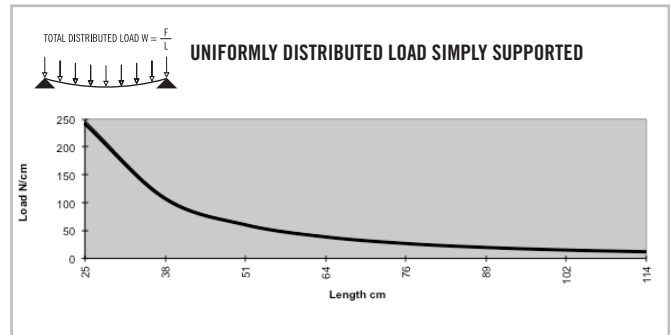
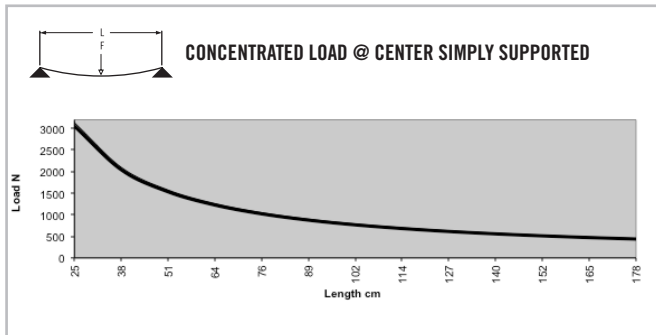
### SPECIFICATIONS

Length	.....	220.5" (5.6 m)
Weight	.....	1.045 lbs/ft (1.555 kg/m)
Estimated Area	.....	0.871 in <sup>2</sup> (5.619 cm <sup>2</sup> )
Moment of Inertia	.....	I <sub>x</sub> =0.263 in <sup>4</sup> (10.947 cm <sup>2</sup> )
	.....	I <sub>y</sub> =0.270 in <sup>4</sup> (11.238 cm <sup>2</sup> )

### MACHINE SERVICES

CTL	.....	670504
Access Hole 9.8mm	.....	670520
Access Hole 17mm	.....	670521
Tap M12	.....	670513

### BEAM SELECTION BY LOAD AND LENGTH

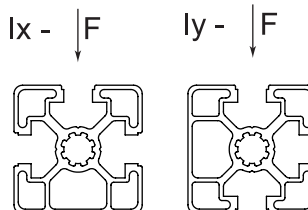
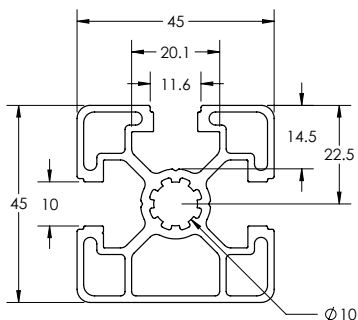


\* Charts based on allowable loads related to yield strength with a margin of safety equal to five.

» For deflection equations see page 10

## TS45-45B TRISLOT

Clear Anodized - 670082



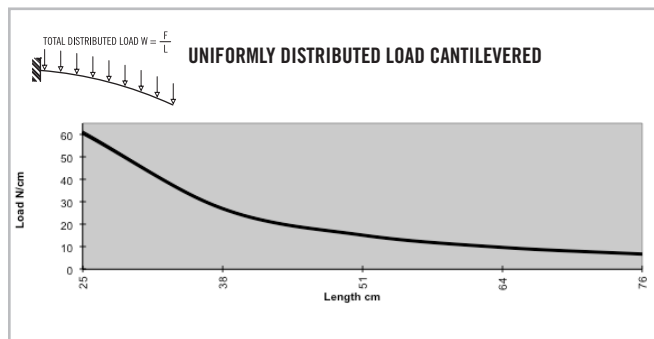
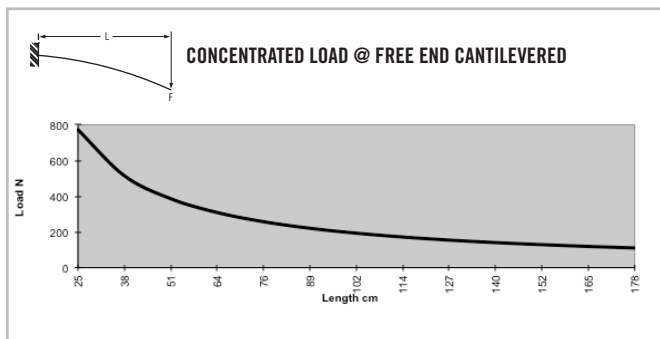
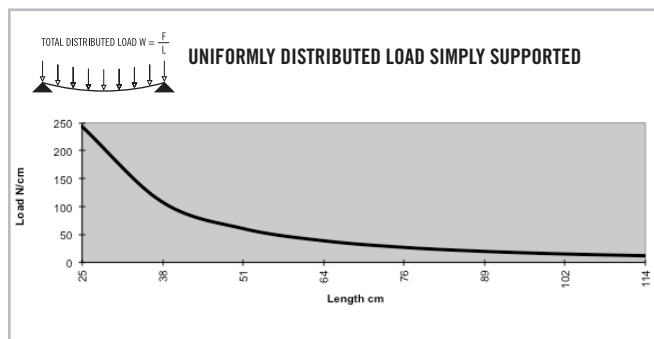
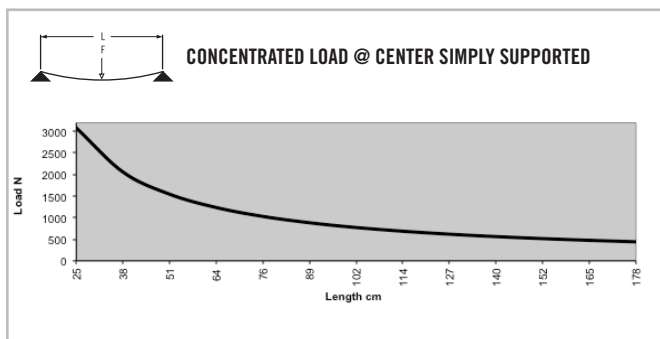
### SPECIFICATIONS

Length	.....	220.5" (5.6 m)
Weight	.....	1.063 lbs/ft (1.583 kg/m)
Estimated Area	.....	0.886 in <sup>2</sup> (5.716 cm <sup>2</sup> )
Moment of Inertia	.....	I <sub>x</sub> =0.265 in <sup>4</sup> (11.030 cm <sup>4</sup> )
	.....	I <sub>y</sub> =0.268 in <sup>4</sup> (11.155 cm <sup>4</sup> )

### MACHINE SERVICES

CTL	.....	670504
Access Hole 9.8mm	.....	670520
Access Hole 17mm	.....	670521
Tap M12	.....	670513

### BEAM SELECTION BY LOAD AND LENGTH



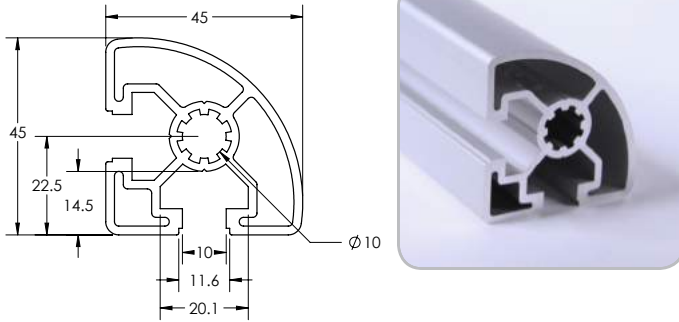
\* Charts based on allowable loads related to yield strength with a margin of safety equal to five.

» For deflection equations see page 10

# B-Series Extrusions

## TS45-45RB

Clear Anodized - 670037



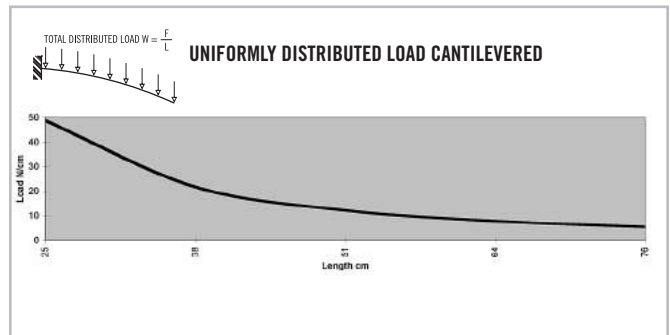
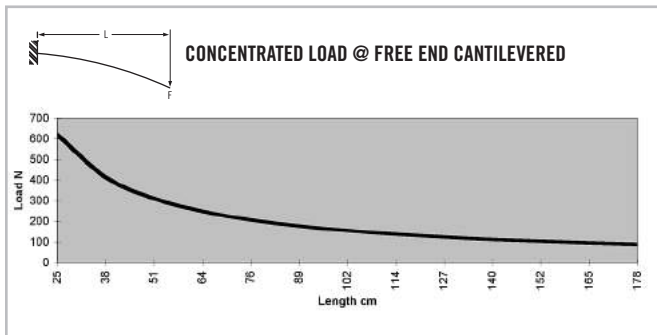
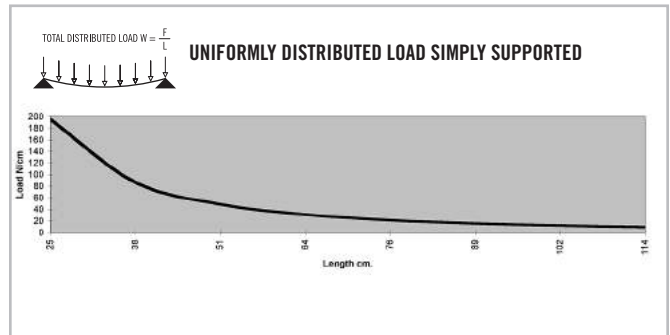
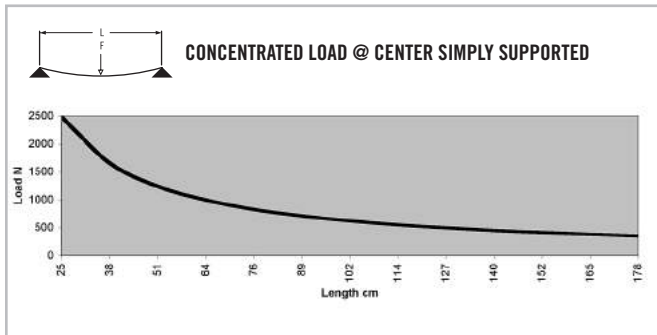
### SPECIFICATIONS

Length	220.5" (5.6 m)
Weight	1.004 lbs/ft (1.495 kg/m)
Estimated Area	0.837 in <sup>2</sup> (5.399 cm <sup>2</sup> )
Moment of Inertia	$I_x=0.214 \text{ in}^4$ (8.91 cm <sup>4</sup> ) $I_y=0.214 \text{ in}^4$ (8.91 cm <sup>4</sup> )

### MACHINE SERVICES

CTL	670504
Access Hole 9.8mm	670520
Access Hole 17mm	670521
Tap M12	670513

### BEAM SELECTION BY LOAD AND LENGTH



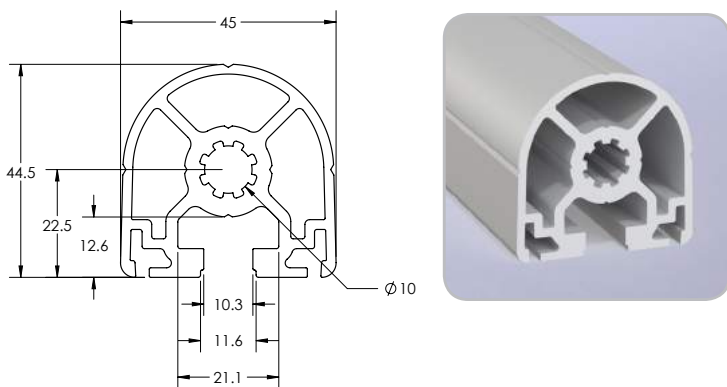
\* Charts based on allowable loads related to yield strength with a margin of safety equal to five.

» For deflection equations see page 10



# TS45-45B HR

Clear Anodized - 670032



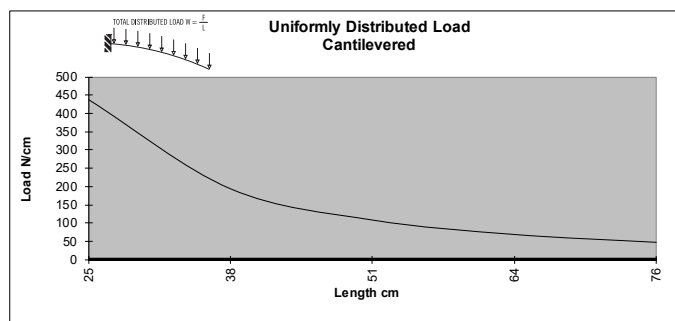
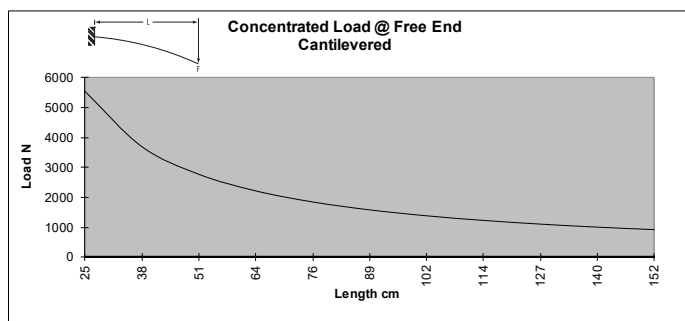
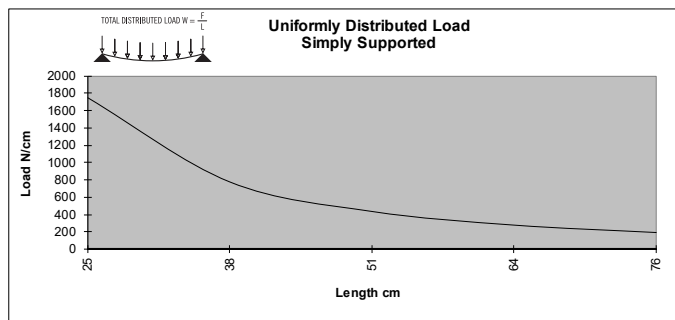
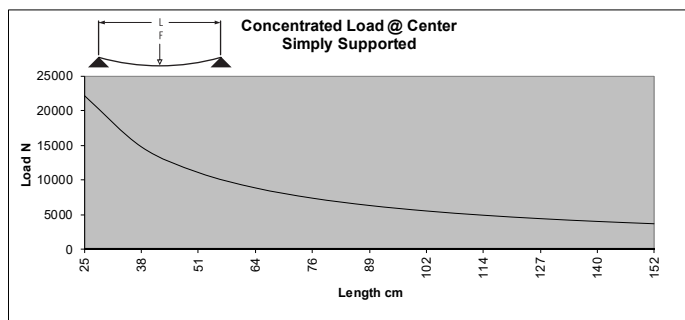
## SPECIFICATIONS

Length	.....	220.5" (5.6 m)
Weight	.....	1.248 lbs/ft (1.857 kg/m)
Estimated Area	.....	1.042. in <sup>2</sup> (6.722 cm <sup>2</sup> )
Moment of Inertia	.....	0.216 I <sub>x</sub> = in <sup>4</sup> (8.99 cm <sup>4</sup> )
		0.212 I <sub>y</sub> = in <sup>4</sup> (8.82 cm <sup>4</sup> )

## MACHINE SERVICES

CTL	.....	670504
Access Hole 9.8mm	.....	670520
Access Hole 17mm	.....	670521
Tap M12	.....	670513

## BEAM SELECTION BY LOAD AND LENGTH



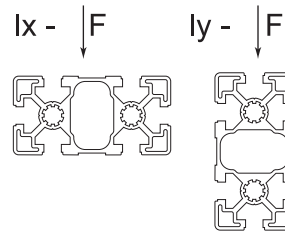
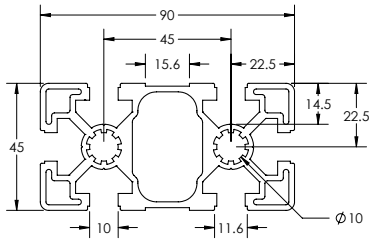
\* Charts based on allowable loads related to yield strength with a margin of safety equal to five.

» For deflection equations see page 10

# B-Series Extrusions

## TS45-90B

Clear Anodized - 670043



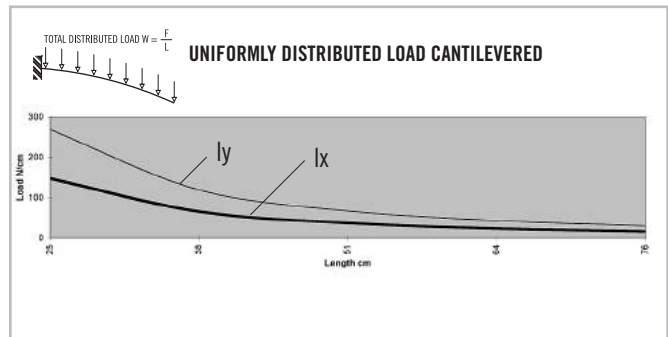
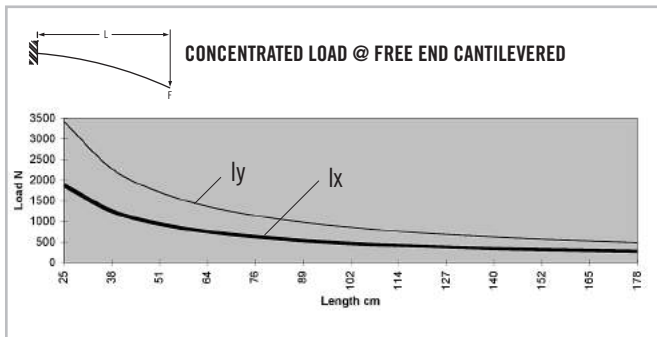
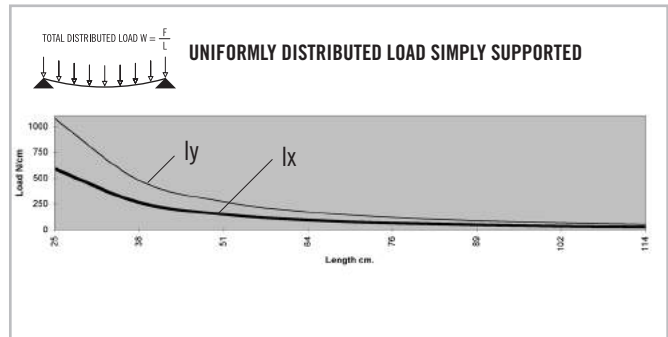
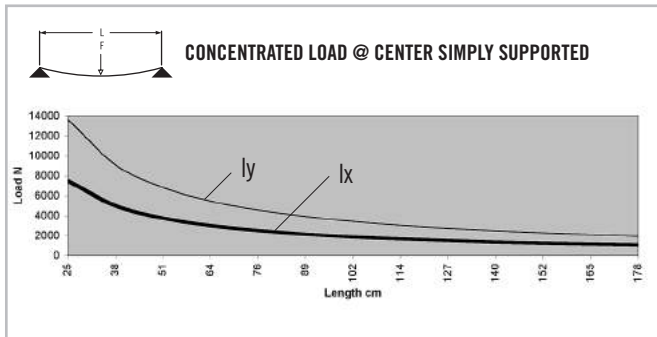
### SPECIFICATIONS

Length	220.5" (5.6 m)
Weight	2.365 lbs/ft (3.520 kg/m)
Estimated Area	1.973 in <sup>2</sup> (12.72585 cm <sup>2</sup> )
Moment of Inertia	lx=0.644 in <sup>4</sup> (26.81 cm <sup>4</sup> ) ly=2.349 in <sup>4</sup> (97.77 cm <sup>4</sup> )

### MACHINE SERVICES

CTL	670505
Access Hole 9.8mm	670520
Access Hole 17mm	670521
Tap M12	670514

### BEAM SELECTION BY LOAD AND LENGTH

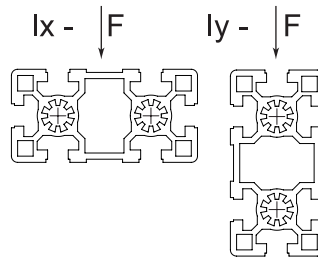
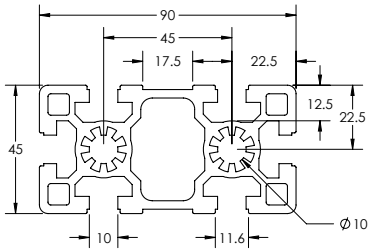


\* Charts based on allowable loads related to yield strength with a margin of safety equal to five.

» For deflection equations see page 10

# TS45-90HB

Clear Anodized - 670044



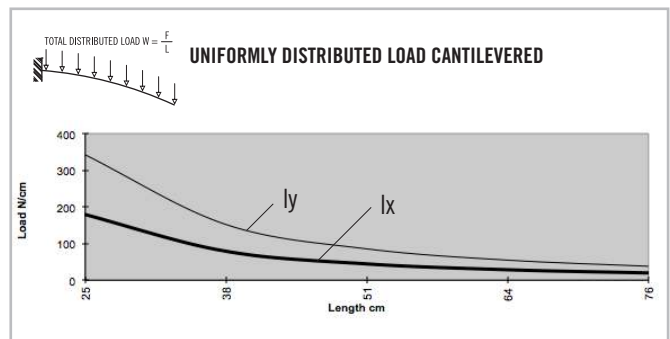
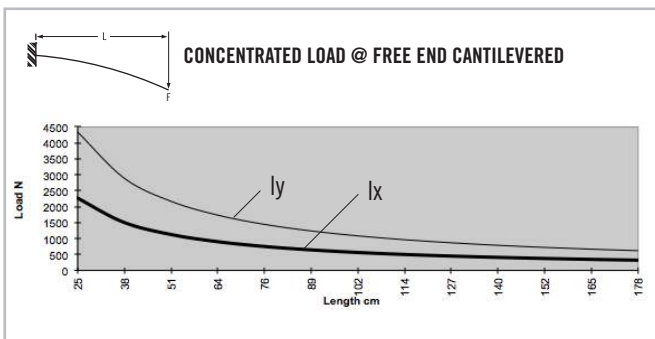
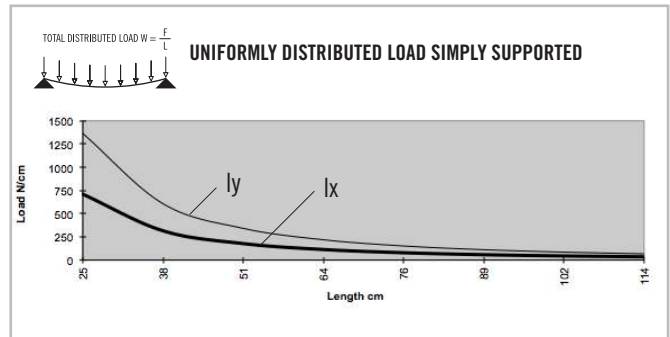
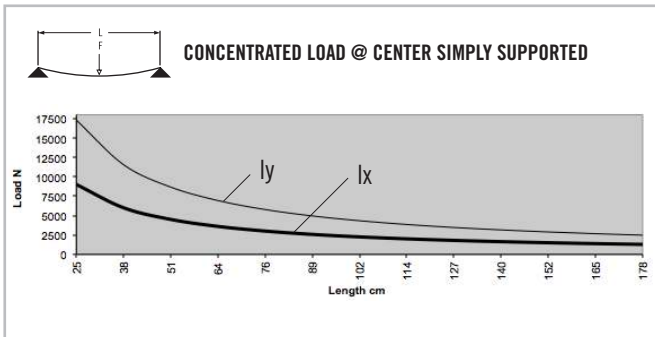
## SPECIFICATIONS

Length	.....	236" (6 m)
Weight	.....	2.832 lbs/ft (4.216 kg/m)
Estimated Area	.....	2.36 in <sup>2</sup> (15.226 cm <sup>2</sup> )
Moment of Inertia	.....	Ix=0.774 in <sup>4</sup> (32.21 cm <sup>4</sup> )
	.....	Iy=2.978 in <sup>4</sup> (123.94 cm <sup>4</sup> )

## MACHINE SERVICES

CTL	.....	670505
Access Hole 9.8mm	.....	670520
Access Hole 17mm	.....	670521
Tap M12	.....	670514

## BEAM SELECTION BY LOAD AND LENGTH




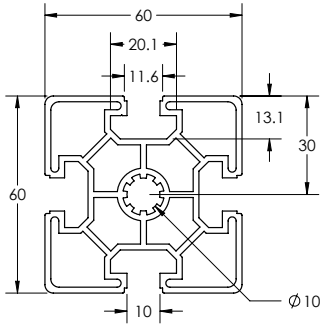
\* Charts based on allowable loads related to yield strength with a margin of safety equal to five.

» For deflection equations see page 10

# B-Series Extrusions

## TS60-60B 4 SLOT

Clear Anodized - 670051



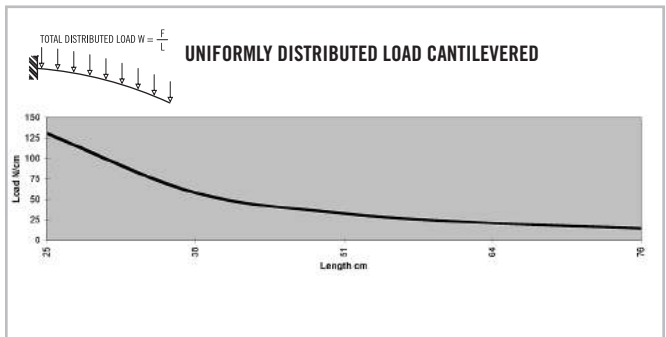
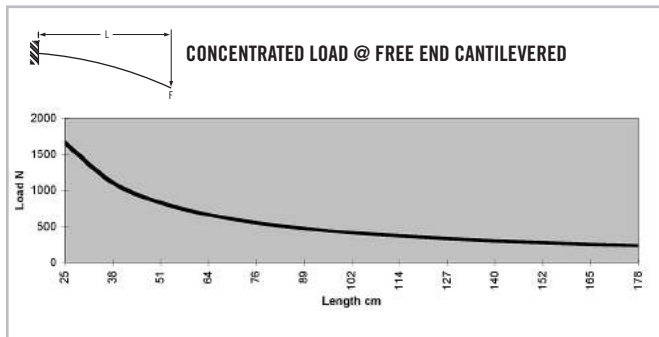
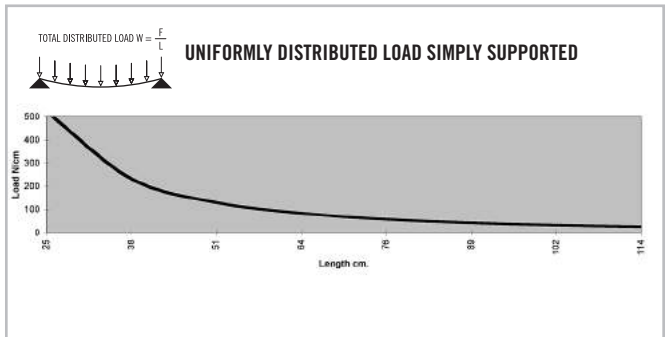
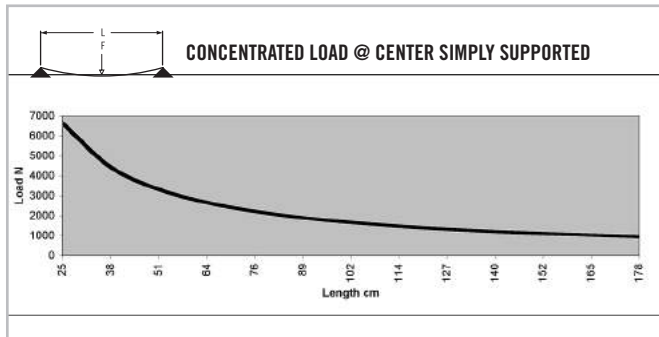
### SPECIFICATIONS

Length	.....	220.5" (5.6 m)
Weight	.....	1.732 lbs/ft (2.578 kg/m)
Estimated Area	.....	1.444 in <sup>2</sup> (9.3138 cm <sup>2</sup> )
Moment of Inertia	.....	I <sub>x</sub> =0.76 in <sup>4</sup> (31.63 cm <sup>4</sup> ) I <sub>y</sub> =0.76 in <sup>4</sup> (31.63 cm <sup>4</sup> )

### MACHINE SERVICES

CTL	.....	670506
Access Hole 9.8mm	.....	670520
Access Hole 17mm	.....	670521
Tap M12	.....	670513

### BEAM SELECTION BY LOAD AND LENGTH

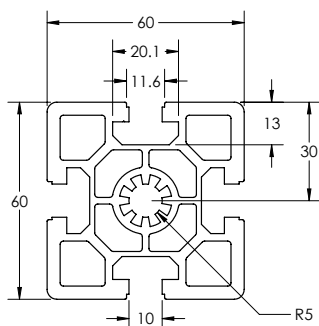


\* Charts based on allowable loads related to yield strength with a margin of safety equal to five.

» For deflection equations see page 10

## TS60-60HB 4 SLOT

Clear Anodized - 670052



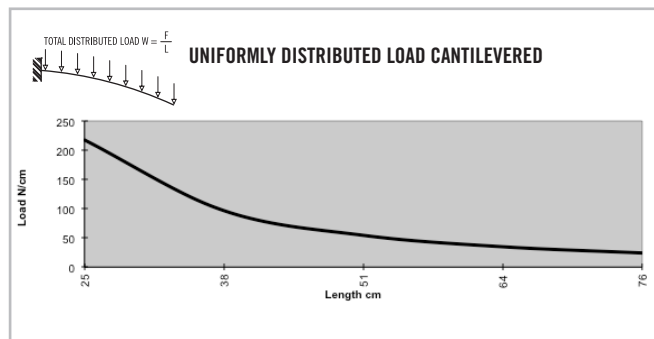
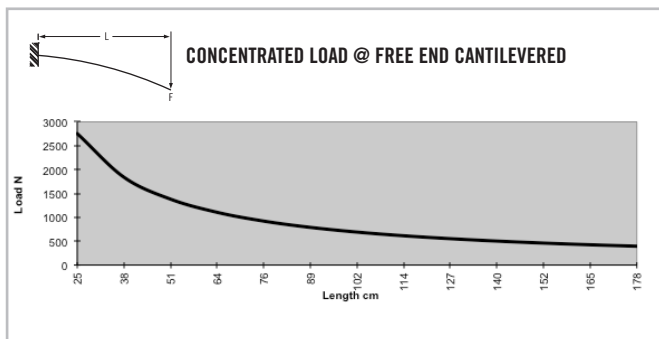
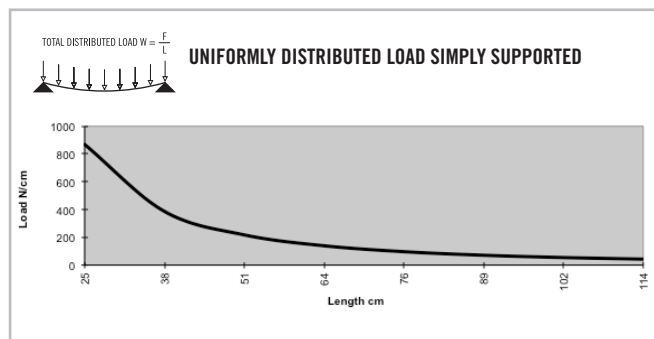
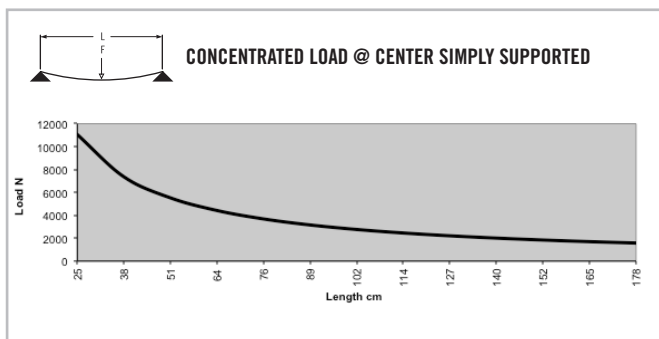
### SPECIFICATIONS

Length	.....	.236" (6 m)
Weight	.....	2.671 lbs/ft (3.975 kg/m)
Estimated Area	.....	2.226 in <sup>2</sup> (14.361 cm <sup>2</sup> )
Moment of Inertia	.....	I <sub>x</sub> =1.264 in <sup>4</sup> (52.612 cm <sup>4</sup> )
	.....	I <sub>y</sub> =1.264 in <sup>4</sup> (52.612 cm <sup>4</sup> )

### MACHINE SERVICES

CTL	.....	670506
Access Hole 9.8mm	.....	670520
Access Hole 17mm	.....	670521
Tap M12	.....	670513

### BEAM SELECTION BY LOAD AND LENGTH





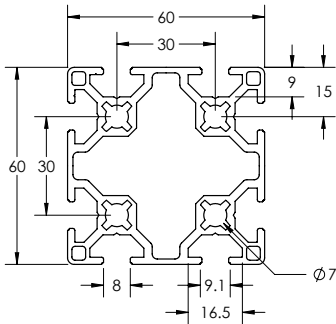
\* Charts based on allowable loads related to yield strength with a margin of safety equal to five.

» For deflection equations see page 10

# B-Series Extrusions

## TS60-60B 8 SLOT

Clear Anodized - **670018**  
 Black Anodized - **670118**



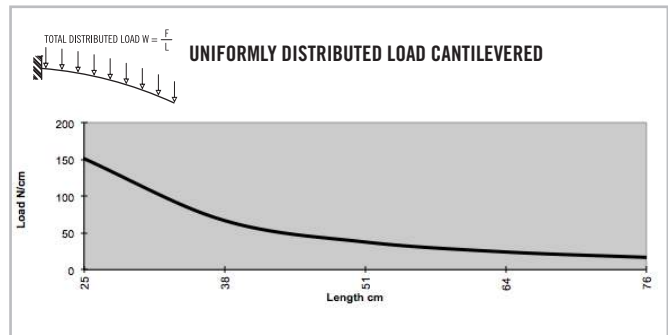
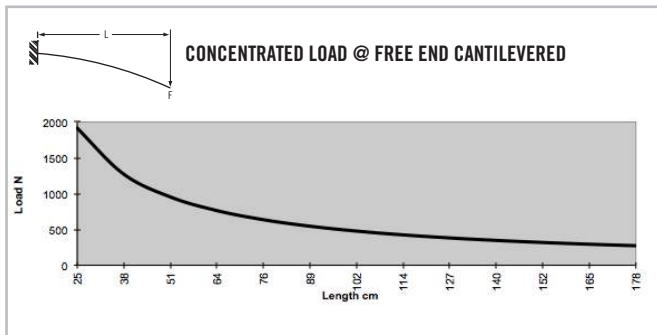
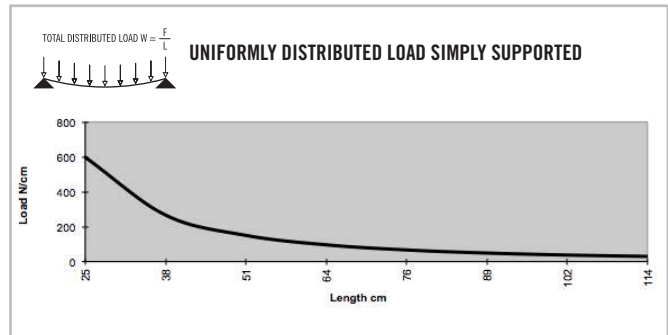
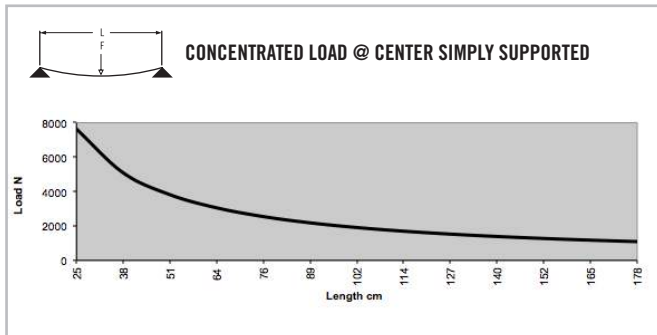
### SPECIFICATIONS

Length	.....	.236" (6 m)
Weight	.....	1.711 lbs/ft (2.546 kg/m)
Estimated Area	.....	1.426 in <sup>2</sup> (14.361 cm <sup>2</sup> )
Moment of Inertia	.....	$I_x=0.873 \text{ in}^4 (36.337 \text{ cm}^4)$
	.....	$I_y=0.873 \text{ in}^4 (36.337 \text{ cm}^4)$

### MACHINE SERVICES

CTL	.....	670506
Access Hole 9.8mm	.....	670520
Access Hole 17mm	.....	670521
Tap M8	.....	660032

### BEAM SELECTION BY LOAD AND LENGTH

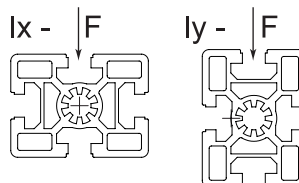
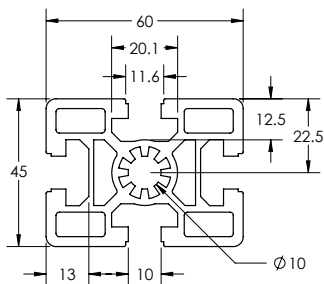


\* Charts based on allowable loads related to yield strength with a margin of safety equal to five.

» For deflection equations see page 10

## TS45-60HB

Clear Anodized - 670050



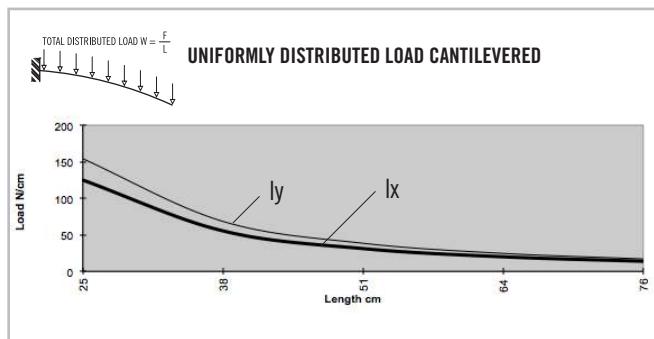
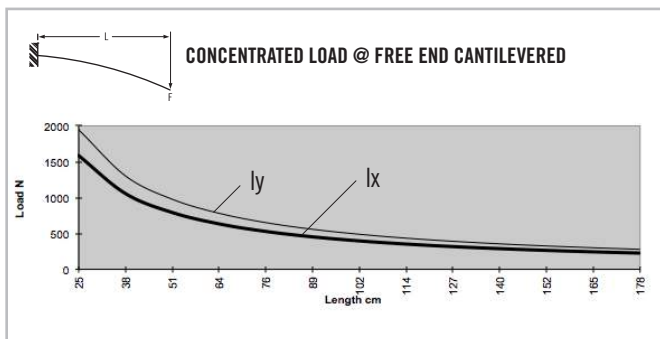
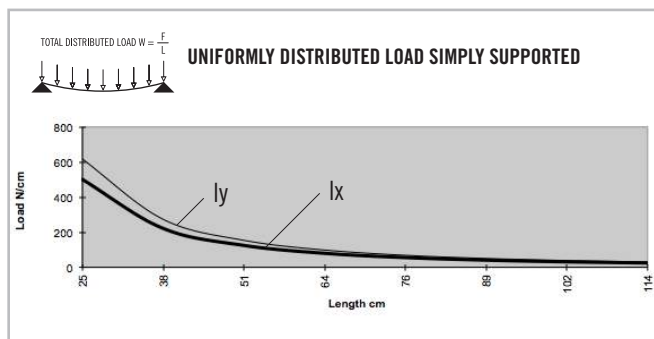
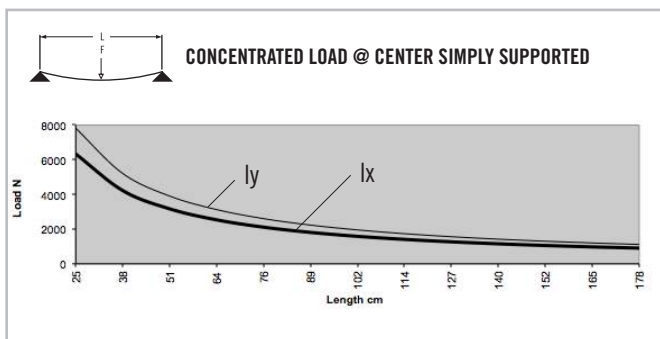
### SPECIFICATIONS

Length	.....	.236" (6 m)
Weight	.....	2.039 lbs/ft (3.034 kg/m)
Estimated Area	.....	1.699 in <sup>2</sup> (10.961 cm <sup>2</sup> )
Moment of Inertia	.....	I <sub>x</sub> =0.544 in <sup>4</sup> (22.643 cm <sup>4</sup> )
	.....	I <sub>y</sub> =0.894 in <sup>4</sup> (37.211 cm <sup>4</sup> )

### MACHINE SERVICES

CTL	.....	670505
Access Hole 9.8mm	.....	670520
Access Hole 17mm	.....	670521
Tap M12	.....	670513

### BEAM SELECTION BY LOAD AND LENGTH



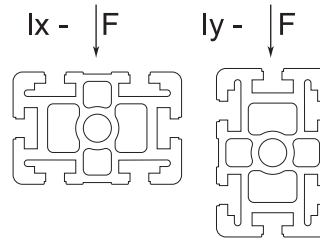
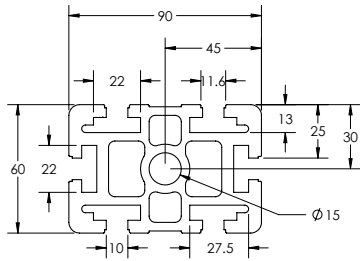
\* Charts based on allowable loads related to yield strength with a margin of safety equal to five.

» For deflection equations see page 10

# B-Series Extrusions

## TS60-90HB

Clear Anodized - 670053



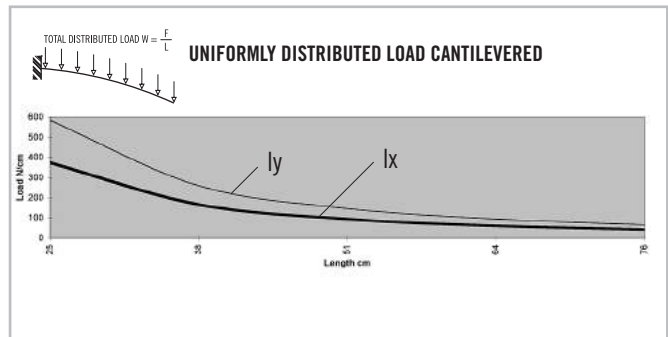
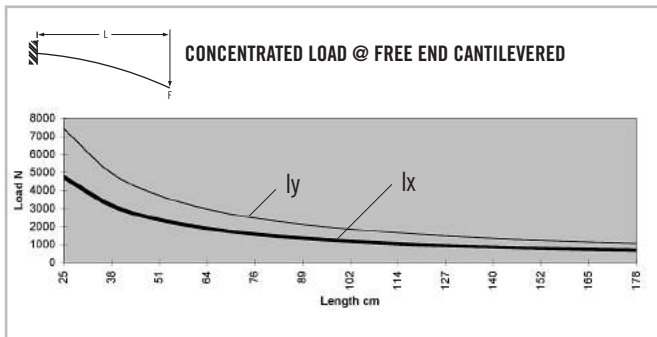
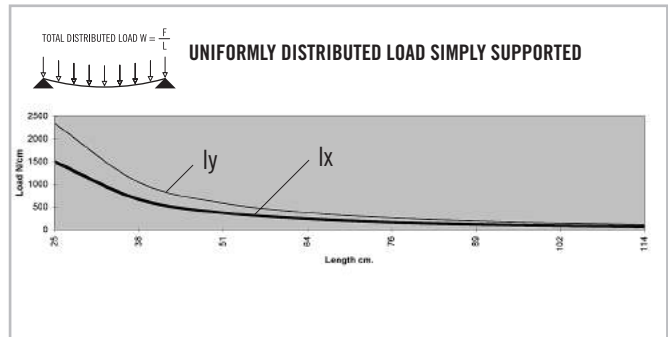
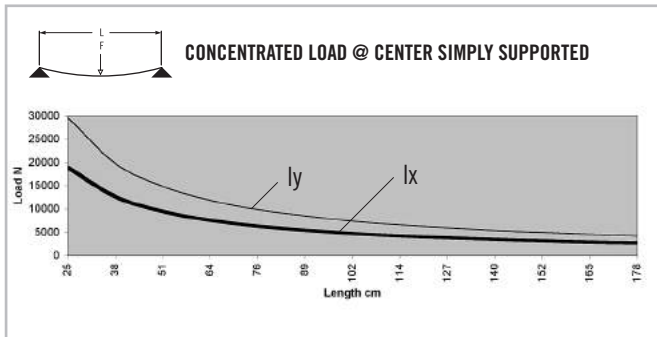
### SPECIFICATIONS

Length	188" (4.78 m)
Weight	4.763 lbs/ft (7.088 kg/m)
Estimated Area	3.975 in <sup>2</sup> (25.63875 cm <sup>2</sup> )
Moment of Inertia	lx=2.173 in <sup>4</sup> (90.45 cm <sup>4</sup> ) ly=5.105 in <sup>4</sup> (212.49 cm <sup>4</sup> )

### MACHINE SERVICES

CTL	670507
Access Hole 9.8mm	670520
Access Hole 17mm	670521
Tap M16	670516

### BEAM SELECTION BY LOAD AND LENGTH



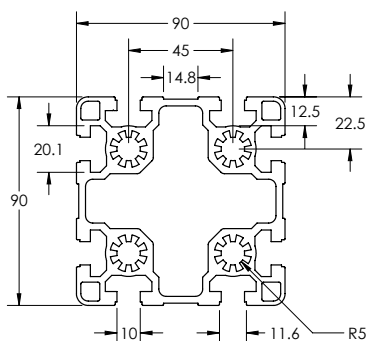
\* Charts based on allowable loads related to yield strength with a margin of safety equal to five.

» For deflection equations see page 10



# TS90-90B

Clear Anodized - 670057



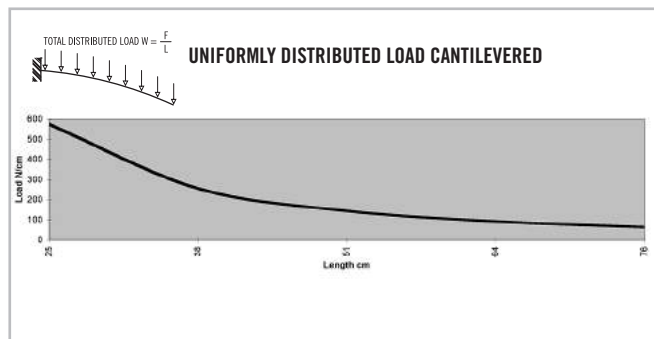
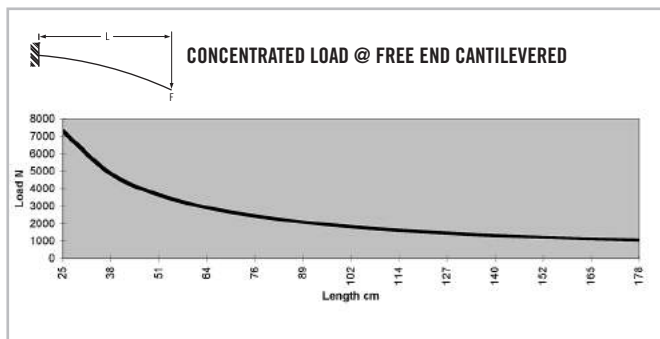
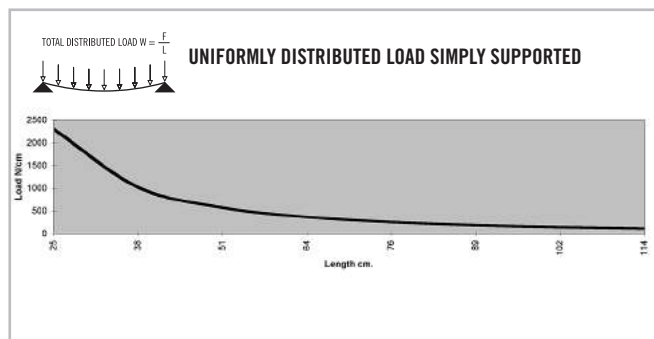
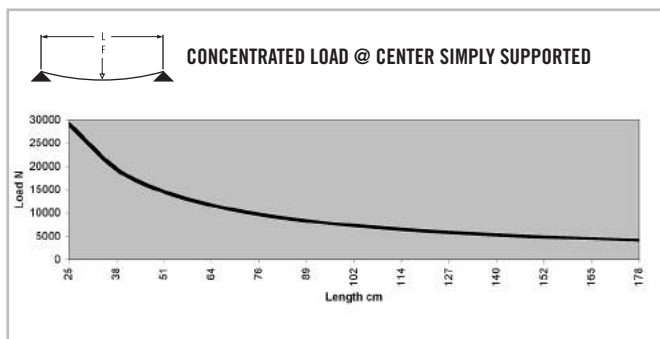
## SPECIFICATIONS

Length	220.5" (5.6 m)
Weight	4.530 lbs/ft (6.741 kg/m)
Estimated Area	3.567 in <sup>2</sup> (23.00715 cm <sup>2</sup> )
Moment of Inertia	$I_x=5.016 \text{ in}^4$ (208.78 cm <sup>4</sup> ) $I_y=5.016 \text{ in}^4$ (208.78 cm <sup>4</sup> )

## MACHINE SERVICES

CTL	670508
Access Hole 9.8mm	670520
Access Hole 17mm	670521
Tap M12	670515

## BEAM SELECTION BY LOAD AND LENGTH



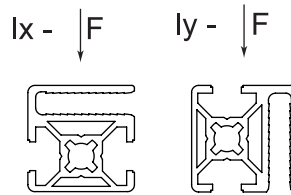
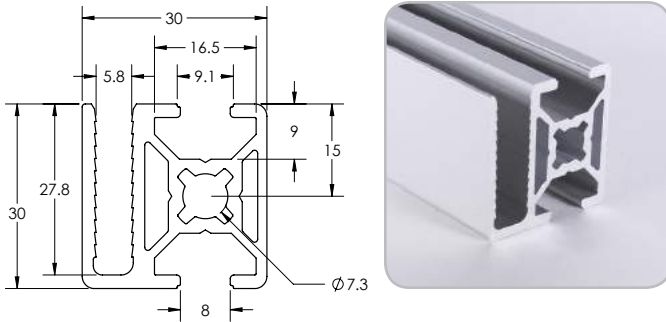
\* Charts based on allowable loads related to yield strength with a margin of safety equal to five.

» For deflection equations see page 10

# B-Series Extrusions

## TS30-30FG 30B

Clear Anodized - 670070



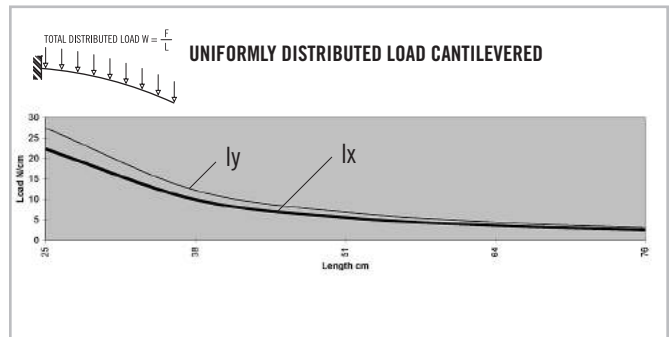
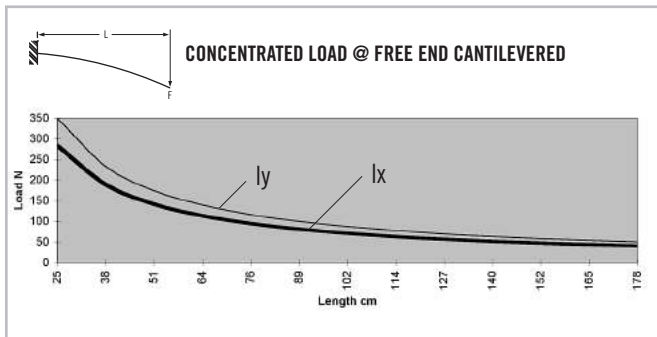
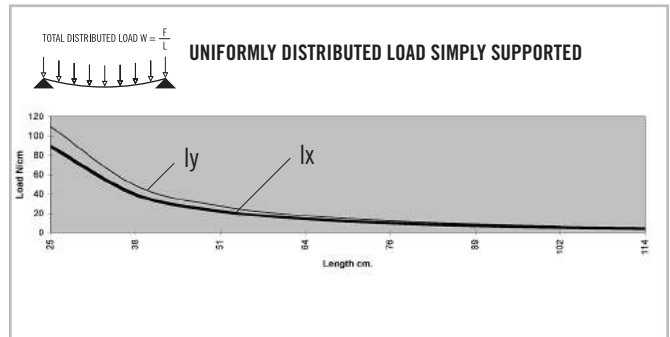
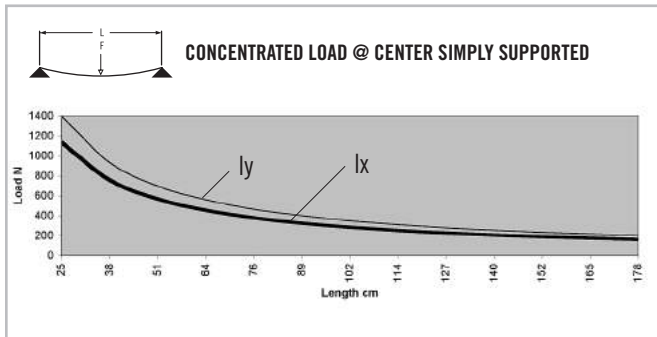
### SPECIFICATIONS

Length	220.5" (5.6 m)
Weight	0.648 lbs/ft (0.964 kg/m)
Estimated Area	0.54 in <sup>2</sup> (3.483 cm <sup>2</sup> )
Moment of Inertia	I <sub>x</sub> =0.065 in <sup>4</sup> (2.71 cm <sup>4</sup> ) I <sub>y</sub> =0.08 in <sup>4</sup> (3.33 cm <sup>4</sup> )

### MACHINE SERVICES

CTL	670502
Access Hole 7.9mm	670518
Access Hole 11mm	670519
Tap M8	670511

### BEAM SELECTION BY LOAD AND LENGTH

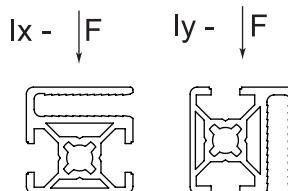

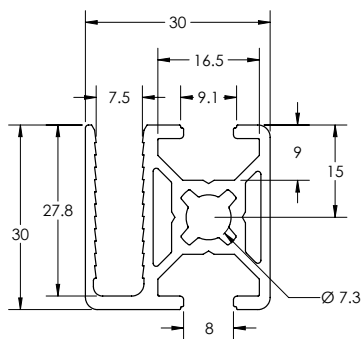


\* Charts based on allowable loads related to yield strength with a margin of safety equal to five.

» For deflection equations see page 10

# TS30-30FG 40B

Clear Anodized - 670072



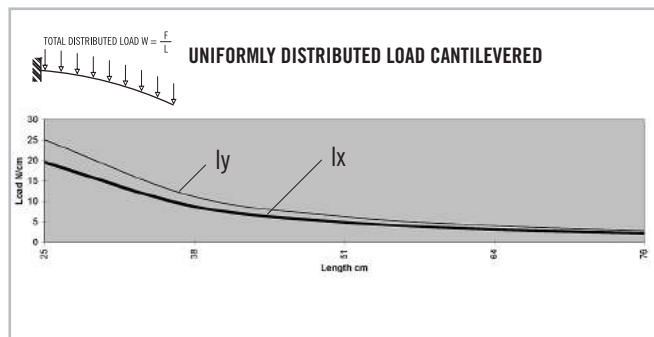
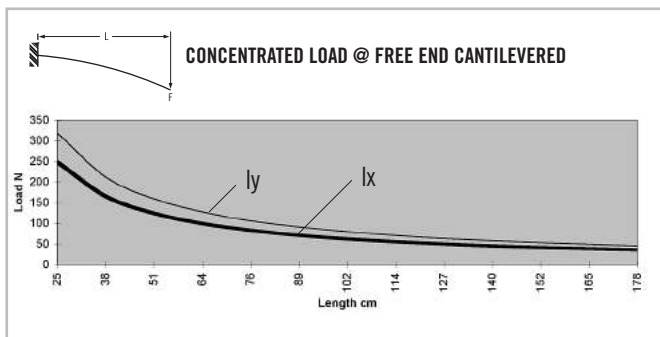
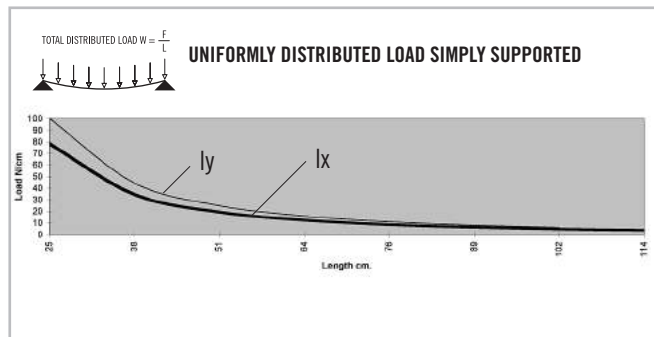
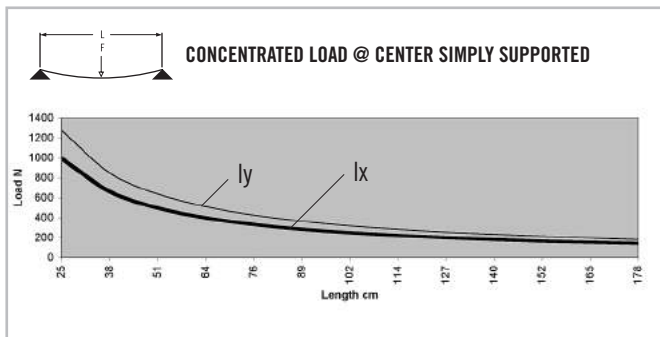
## SPECIFICATIONS

Length	220.5" (5.6 m)
Weight	0.588 lbs/ft (0.875 kg/m)
Estimated Area	0.49 in <sup>2</sup> (3.1605 cm <sup>2</sup> )
Moment of Inertia	I <sub>x</sub> =0.057 in <sup>4</sup> (2.37 cm <sup>4</sup> ) I <sub>y</sub> =0.073 in <sup>4</sup> (3.04 cm <sup>4</sup> )

## MACHINE SERVICES

CTL	670502
Access Hole 7.9mm	670518
Access Hole 11mm	670519
Tap M8	670511

## BEAM SELECTION BY LOAD AND LENGTH



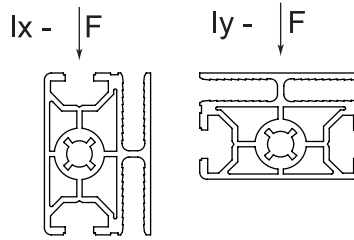

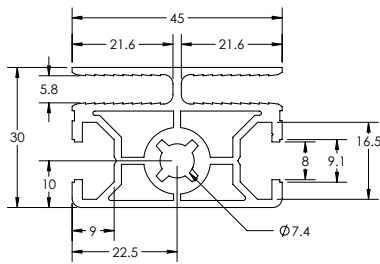
\* Charts based on allowable loads related to yield strength with a margin of safety equal to five.

» For deflection equations see page 10

# B-Series Extrusions

## TS30-45FG30

Clear Anodized - 670071



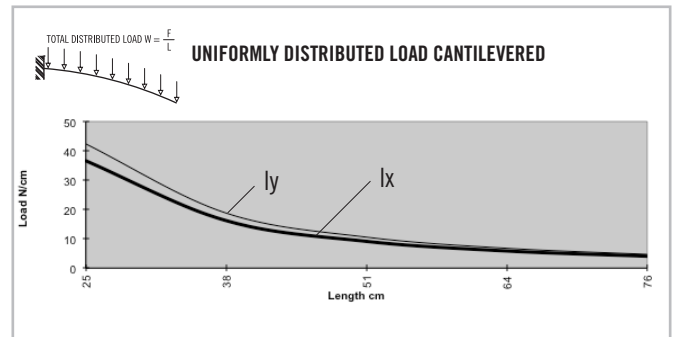
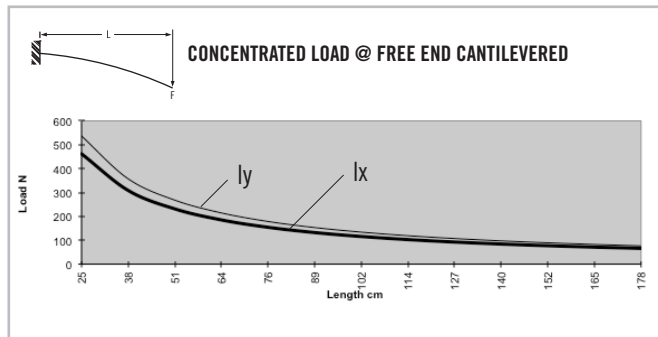
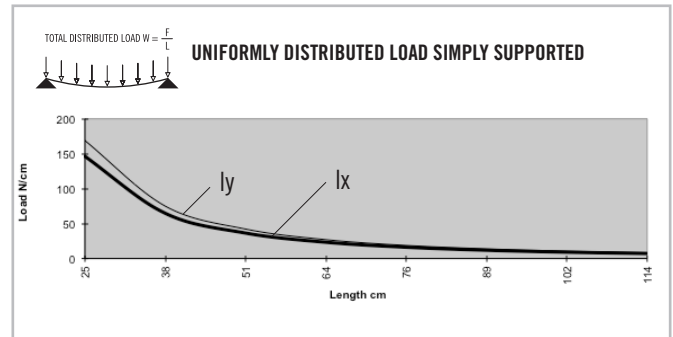
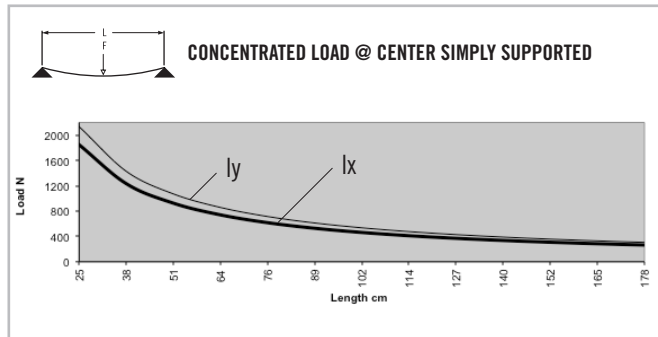
### SPECIFICATIONS

Length	.....	220.5" (5.6 m)
Weight	.....	0.886 lbs/ft (1.289 kg/m)
Estimated Area	.....	0.738 in <sup>2</sup> (4.761 cm <sup>2</sup> )
Moment of Inertia	.....	lx=0.106 in <sup>4</sup> (4.412 cm <sup>4</sup> )
	.....	ly=0.184 in <sup>4</sup> (7.659 cm <sup>4</sup> )

### MACHINE SERVICES

CTL	.....	670502
Access Hole 7.9mm	.....	670518
Access Hole 11mm	.....	670519
Tap M8	.....	670511

### BEAM SELECTION BY LOAD AND LENGTH

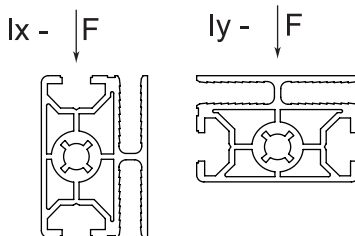

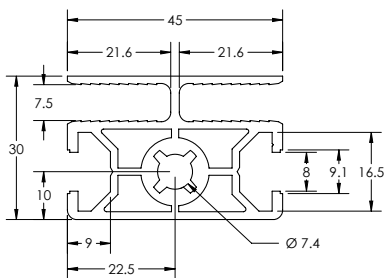


\* Charts based on allowable loads related to yield strength with a margin of safety equal to five.

» For deflection equations see page 10

# TS30-45FG40

Clear Anodized - 670074



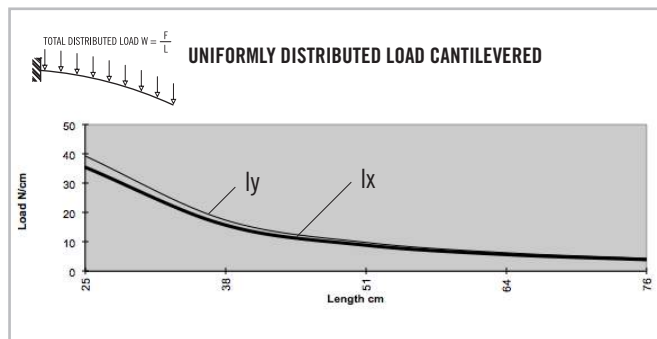
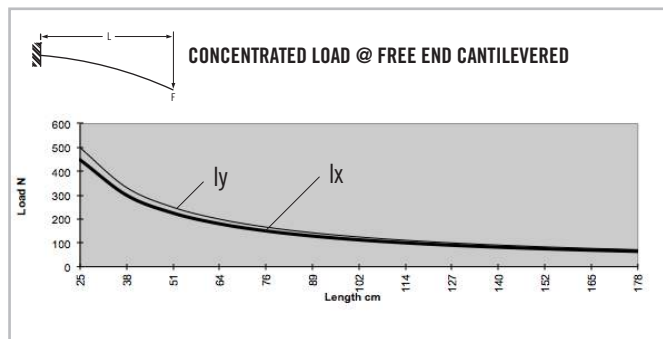
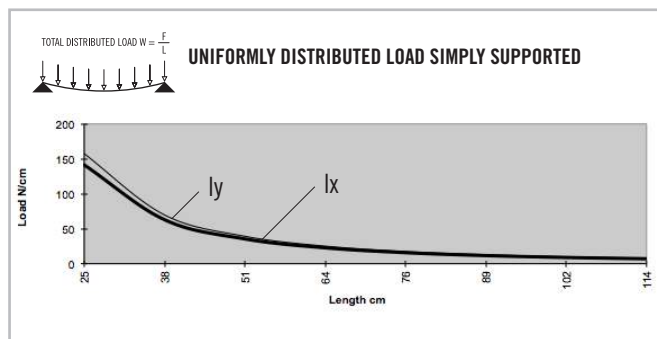
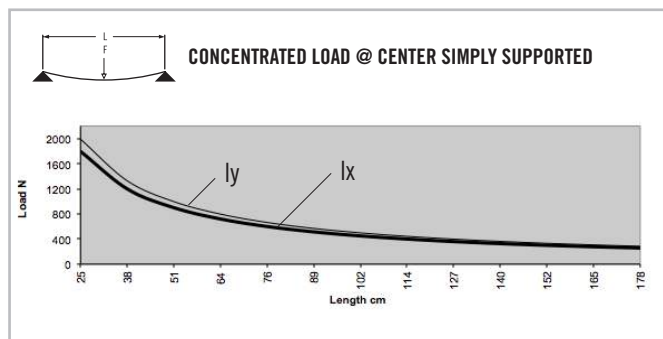
## SPECIFICATIONS

Length	.....	220.5" (5.6 m)
Weight	.....	0.869 lbs/ft (1.293 kg/m)
Estimated Area	.....	0.724 in <sup>2</sup> (4.671 cm <sup>2</sup> )
Moment of Inertia	.....	$I_x=0.103 \text{ in}^4 (4.287 \text{ cm}^4)$
	.....	$I_y=0.171 \text{ in}^4 (7.118 \text{ cm}^4)$

## MACHINE SERVICES

CTL	.....	670502
Access Hole 7.9mm	.....	670518
Access Hole 11mm	.....	670519
Tap M8	.....	670511

## BEAM SELECTION BY LOAD AND LENGTH



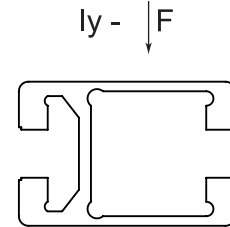
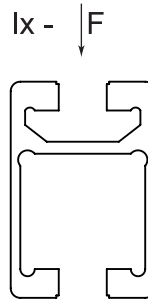
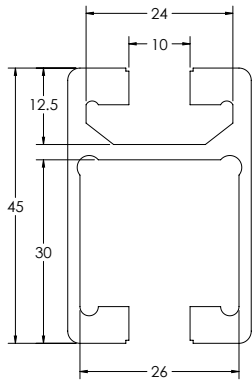
\* Charts based on allowable loads related to yield strength with a margin of safety equal to five.

» For deflection equations see page 10

# B-Series Extrusions

## TS30-45 C CHANNEL

Clear Anodized - 670086



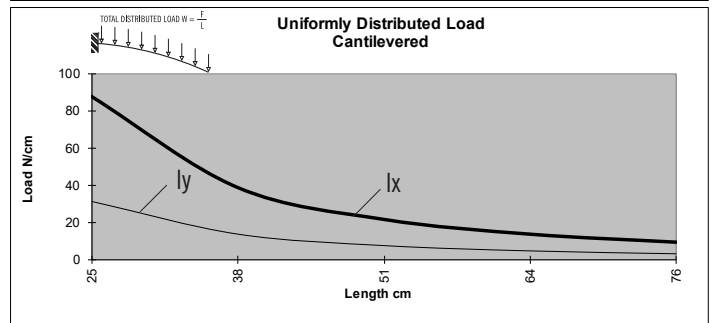
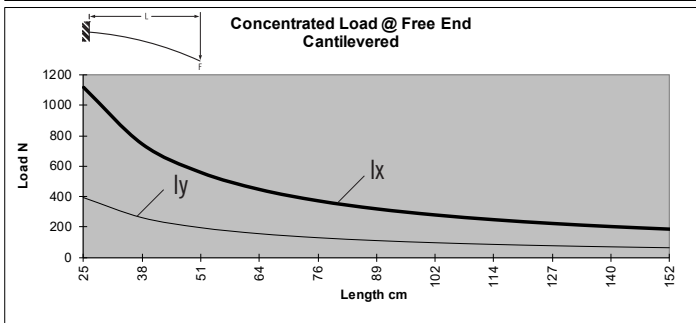
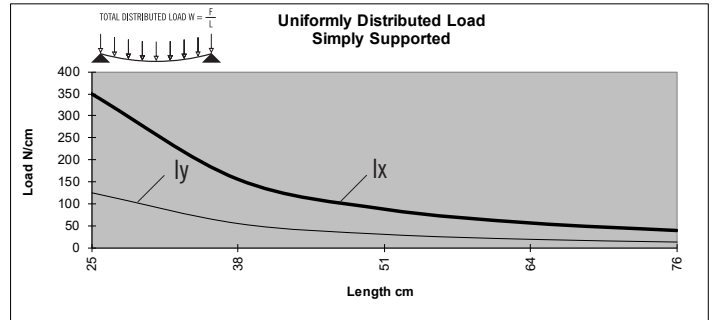
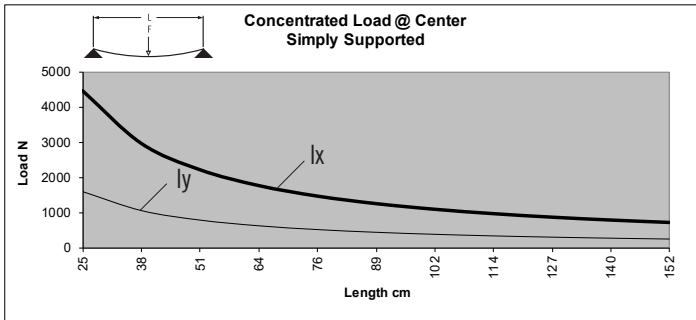
### SPECIFICATIONS

Length	.....	.240" (6 m)
Weight	.....	0.832 lbs/ft (1.238 kg/m)
Estimated Area	.....	0.693 in <sup>2</sup> (4.47 cm <sup>2</sup> )
Moment of Inertia	.....	.0255 I <sub>x</sub> = in <sup>4</sup> (10.610 cm <sup>4</sup> )
	.....	.0136 I <sub>y</sub> = in <sup>4</sup> (5.660 cm <sup>4</sup> )

### MACHINE SERVICES

CTL	.....	670502
Access Hole 7.9mm	.....	670518
Access Hole 11mm	.....	670519

### BEAM SELECTION BY LOAD AND LENGTH



\* Charts based on allowable loads related to yield strength with a margin of safety equal to five.

» For deflection equations see page 10



# CONTENT

## 03 TLOTS Brackets


Corner Gussets & Connector . . . . .	266-267
Cover Caps for Gussets . . . . .	268
3-Way Connector & Caps . . . . .	269
Connection Plates & Strips . . . . .	270-272
Tee Joining Plate . . . . .	273
Corner Brackets . . . . .	273-275



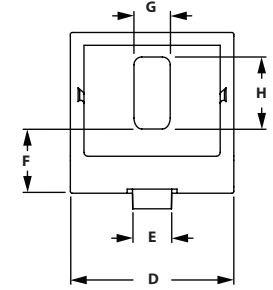
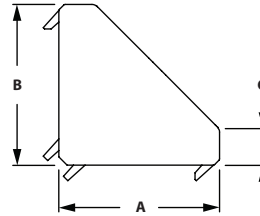
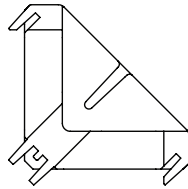
## **03 BRACKETS B-SERIES**

# B-Series Brackets

## 2 HOLE CORNER GUSSETS



◦ Die-cast aluminum



ITEM#	SLOT	EXTRUSION USE	A	B	C	D	E	F	G	H
671211	6	20 mm	18.00mm	18.00mm	3.00mm	18.00mm	6.00mm	7.00mm	5.20mm	7.00mm
671213	8	30 mm	27.00mm	27.00mm	6.00mm	28.00mm	8.00mm	12.50mm	6.40mm	9.50mm
671635*	8	30 mm	27.00mm	27.00mm	6.00mm	28.00mm	8.00mm	12.50mm	6.40mm	9.50mm
671217	10	45 mm	41.00mm	41.00mm	9.50mm	42.00mm	10.00mm	16.50mm	9.00mm	18.50mm
671218*	10	45 mm	41.00mm	41.00mm	9.50mm	42.00mm	10.00mm	16.50mm	9.00mm	18.50mm

\* Item has fastening hardware included

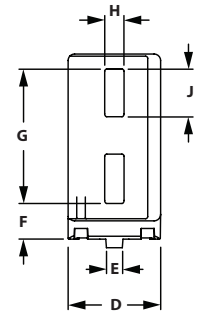
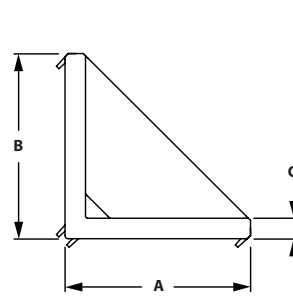
### RECOMMENDED FASTENERS

SLOT	QTY	BOLT ITEM#	BOLT	TNUT ITEM#	TNUT
6	2	680748	M4 x 8mm SHCS	671332	Hammer Nut
8	2	651546	M6 x 14mm SHCS	671054	Self Aligning
10	2	671374	M8 x 25mm Hammer Head	671610	Flange Nut

## 4 HOLE CORNER GUSSET



◦ Die-cast aluminum




ITEM#	SLOT	EXTRUSION USE	A	B	C	D	E	F	G	H	J
671210	6	20 mm	38.00mm	38.00mm	3.00mm	18.00mm	6.00mm	7.00mm	26.50mm	5.2mm	9.00mm
671212	8	30 mm	57.00mm	57.00mm	5.50mm	28.00mm	8.00mm	12.00mm	39.00mm	6.40mm	11.00mm
671214	10	40 mm	76.00mm	76.00mm	8.50mm	38.00mm	10.00mm	12.00mm	56.00mm	9.00mm	20.00mm
671219	10	45 mm	86.00mm	86.00mm	9.50mm	43.00mm	10.00mm	16.50mm	62.50mm	9.00mm	22.00mm

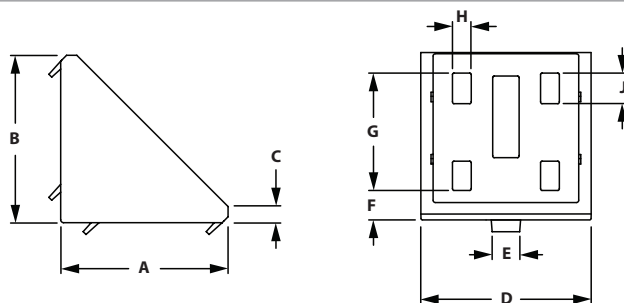
### RECOMMENDED FASTENERS

SLOT	QTY	BOLT ITEM#	BOLT	TNUT ITEM#	TNUT
6	4	680748	M4 x 8mm SHCS	671332	Hammer Nut
8	4	651546	M6 x 14mm SHCS	671054	Self Aligning
10	4	651346	M8 x 20mm SHCS	671059	Self Aligning

### 8 HOLE CORNER GUSSET 60



- Die-cast aluminum
- Can't be used with 6060B 8 slot extrusion




ITEM#	SLOT	EXTRUSION USE	A	B	C	D	E	F	G	H	J
671220	10	60 mm	57.00mm	57.00mm	6.00mm	58.00mm	10.00mm	10.00mm	40.00mm	6.40mm	10.00mm

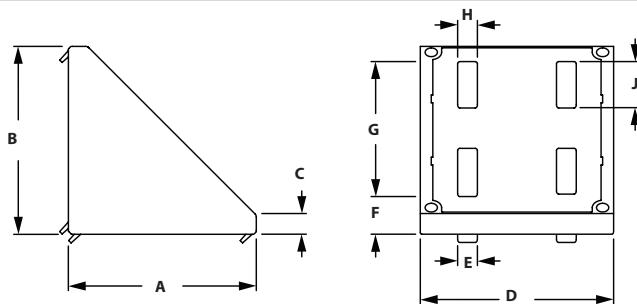
#### RECOMMENDED FASTENERS

SLOT	QTY	BOLT ITEM#	BOLT	TNUT ITEM#	TNUT
10	8	671374	M8 x 25mm Hammer Head	671610	Flange Nut

### 8 HOLE CORNER GUSSET 90



- Die-cast aluminum



ITEM#	SLOT	EXTRUSION USE	A	B	C	D	E	F	G	H	J
671222	10	90 mm	86.00mm	86.00mm	10.00mm	88.00mm	10.00mm	17.00mm	61.50mm	9.00mm	21.00mm
671223*	10	90 mm	86.00mm	86.00mm	10.00mm	88.00mm	10.00mm	17.00mm	61.50mm	9.00mm	21.00mm

\*Item 671223 has fastening hardware included

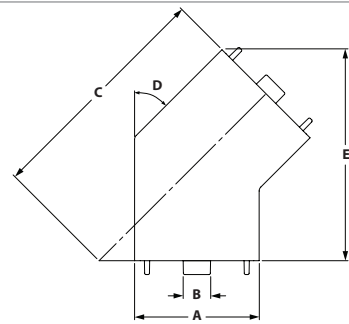
#### RECOMMENDED FASTENERS

SLOT	QTY	BOLT ITEM#	BOLT	TNUT ITEM#	TNUT
10	8	671374	M8 x 25mm Hammer Head	671610	Flange Nut

### 2 HOLE 45° CONNECTOR



- Die-cast aluminum



ITEM#	SLOT	EXTRUSION USE	A	B	C	D	E
671640*	10	45 mm	45.00mm	10.00mm	85.30mm	45°	76.20mm

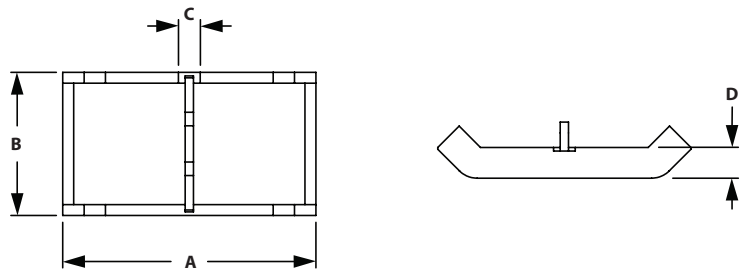
\*Hardware Included for Extrusion Slot and Extrusion End Connection

# B-Series Brackets

## COVER CAPS FOR ALU CONNECTION ANGLES



◦ Black Nylon PA

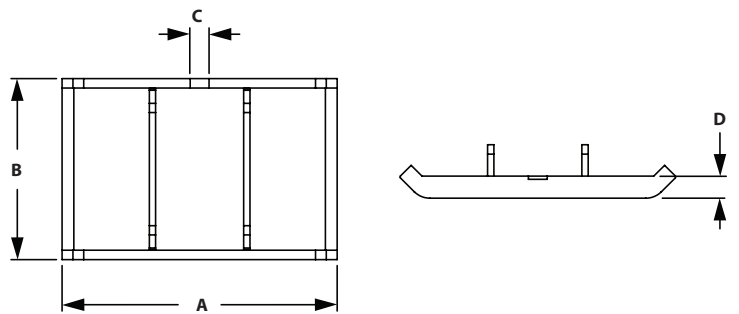


ITEM#	CAP FOR GUSSET	A	B	C	D
671224	671211	28.20mm	17.6mm	5.00mm	5.00mm
671225	671213	45.20mm	27.60mm	6.00mm	6.00mm
671227	671217 & 671218	64.00mm	39.50mm	6.00mm	4.00mm

## COVER CAP FOR ALU CONNECTION ANGLE 60



◦ Black Nylon PA

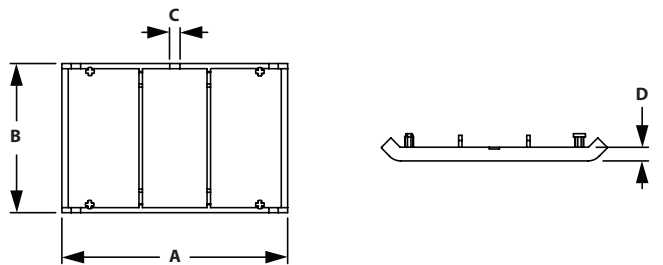


ITEM#	CAP FOR GUSSET	A	B	C	D
671228	671220	87.50mm	57.60mm	6.00mm	7.00mm

## COVER CAP FOR ALU CONNECTION ANGLE 90



◦ Black Nylon PA

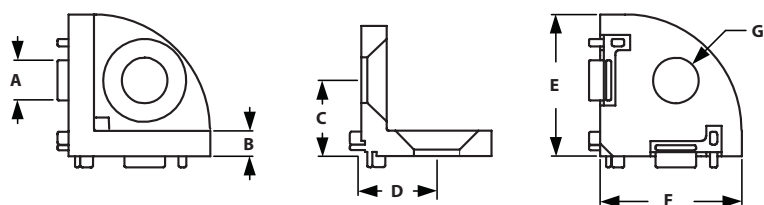


ITEM#	CAP FOR GUSSET	A	B	C	D
671229	671222 & 671223	133.00mm	87.60mm	6.00mm	7.00mm

### 3-WAY CONNECTION ANGLE 30



◦ Die-cast zinc



ITEM#  
671230

SLOT  
8

A 8.00mm    B 5.00mm    C 15.00mm    D 15.00mm    E 28.00mm    F 28.00mm    G 9.00mm

#### RECOMMENDED FASTENERS

ITEM#  
651518

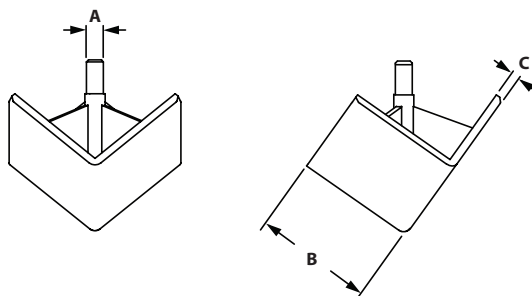
QTY  
3

DESCRIPTION  
M8 x 20mm FHSCS

### COVER CAP FOR 3-WAY CONNECTION ANGLE 30



◦ Black Nylon PA



ITEM#  
671231

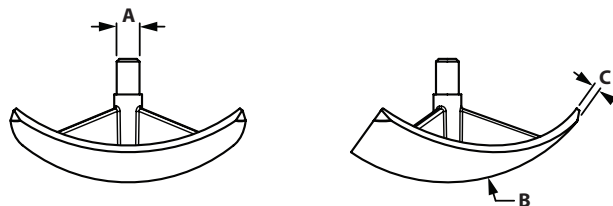
MATERIAL  
Black Nylon

A 4.20mm    B 30.00mm    C 2.00mm

### COVER CAP FOR 3-WAY CONNECTION ANGLE ROUND 30



◦ Black Nylon PA




ITEM#  
671232

MATERIAL  
Black Nylon

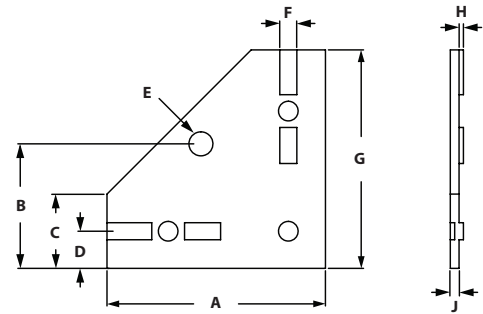
A 4.20mm    B R25    C 1.80mm

# B-Series Brackets

## CONNECTION PLATE



◦ Material: Steel



ITEM#	SLOT	A	B	C	D	E	F	G	H	J
671206	8	100.00mm	57.00mm	34.00mm	17.00mm	11.00mm	8.00mm	100.00mm	2.00mm	4.00mm
671207	10	100.00mm	57.00mm	34.00mm	17.00mm	11.00mm	10.00mm	100.00mm	2.00mm	4.00mm

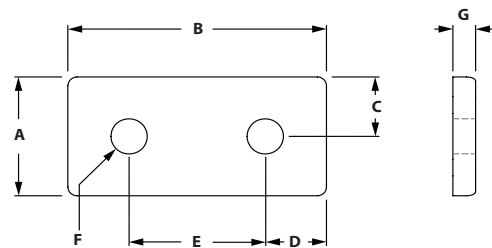
### RECOMMENDED FASTENERS

ITEM#	SLOT	QTY	DESCRIPTION
651333 & 671339	8	3	M6 x 12mm BHCS & M6 Hammer Nut
651345 & 671350	10	3	M8 x 16mm BHCS & M8 Hammer Nut

## 2 HOLE CONNECTION STRIP



◦ Anodized aluminum

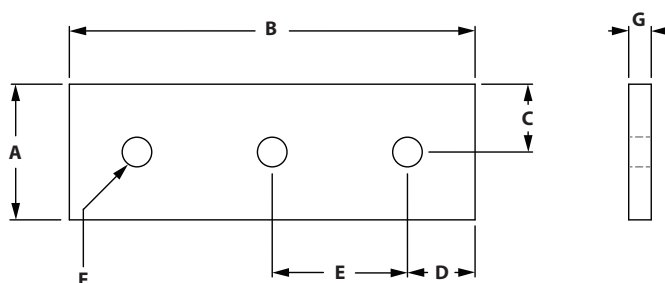


ITEM#	SLOT	EXTRUSION USE	A	B	C	D	E	F	G
671690	8	30 mm	27.00mm	57.00mm	13.50mm	13.50mm	30.00mm	7.00mm	5.00mm
671691	10	45 mm	41.00mm	86.00mm	20.50mm	20.50mm	45.00mm	9.00mm	6.00mm

### RECOMMENDED FASTENERS

ITEM#	SLOT	QTY	DESCRIPTION
651333 & 671339	8	2	M6 x 12mm BHCS & M6 Hammer Nut
651581 & 671350	10	2	M8 x 18mm BHCS & M8 Hammer Nut

### 3 HOLE CONNECTION STRIP

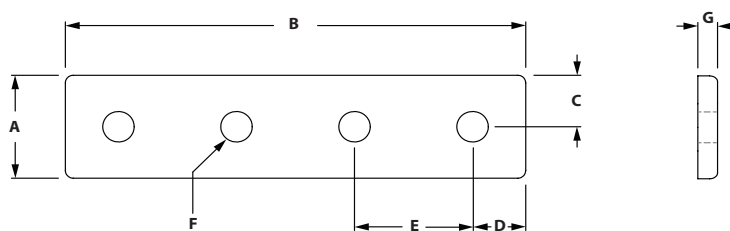


ITEM#	SLOT	EXTRUSION USE	A	B	C	D	E	F	G
699778	10	45 mm	38.10mm	129.00mm	19.05mm	19.50mm	45.00mm	8.33mm	6.35mm

#### RECOMMENDED FASTENERS

ITEM#	SLOT	QTY	DESCRIPTION
651581 & 671350	10	4	M8 x 18mm BHCS & M8 Hammer Nut

### 4 HOLE CONNECTION STRIP



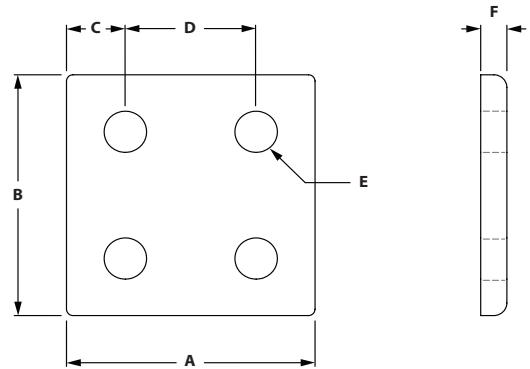
ITEM#	SLOT	EXTRUSION USE	A	B	C	D	E	F	G
671688	8	30 mm	27.00mm	117.00mm	13.50mm	13.50mm	30.00mm	7.00mm	5.00mm
671689	10	45 mm	41.00mm	176.00mm	20.50mm	20.50mm	45.00mm	9.00mm	6.00mm

#### RECOMMENDED FASTENERS

ITEM#	SLOT	QTY	DESCRIPTION
651333 & 671339	8	4	M6 x 12mm BHCS & M6 Hammer Nut
651581 & 671350	10	4	M8 x 18mm BHCS & M8 Hammer Nut

# B-Series Brackets

## 4 HOLE CONNECTION PLATE

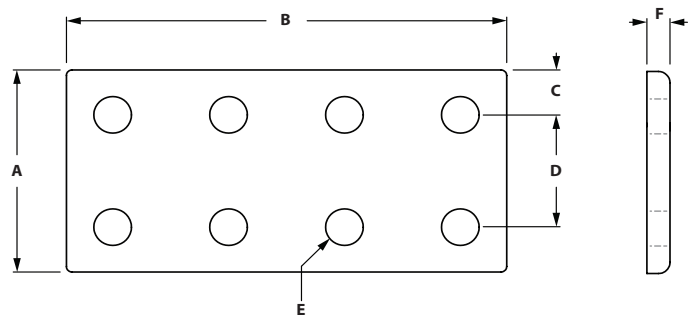


ITEM#	SLOT	EXTRUSION USE	A	B	C	D	E	F
671692	8	30 mm	57.00mm	57.00mm	13.50mm	30.00mm	7.00mm	5.00mm
671693	10	45 mm	86.00mm	86.00mm	20.50mm	45.00mm	9.00mm	6.00mm

### RECOMMENDED FASTENERS

ITEM#	SLOT	QTY	DESCRIPTION
651333 & 671339	8	4	M6 x 12mm BHCS & M6 Hammer Nut
651581 & 671350	10	4	M8 x 18mm BHCS & M8 Hammer Nut

## 8 HOLE CONNECTION PLATE



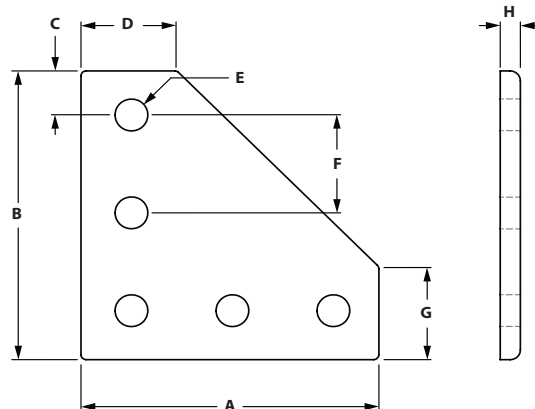
ITEM#	SLOT	EXTRUSION USE	A	B	C	D	E	F
671694	8	30 mm	57.00mm	117.00mm	13.50mm	30.00mm	7.00mm	5.00mm
671695	10	45 mm	86.00mm	176.00mm	20.50mm	45.00mm	9.00mm	6.00mm

### RECOMMENDED FASTENERS

ITEM#	SLOT	QTY	DESCRIPTION
651333 & 671339	8	8	M6 x 12mm BHCS & M6 Hammer Nut
651581 & 671350	10	8	M8 x 18mm BHCS & M8 Hammer Nut



### 5 HOLE 90° JOINING PLATE

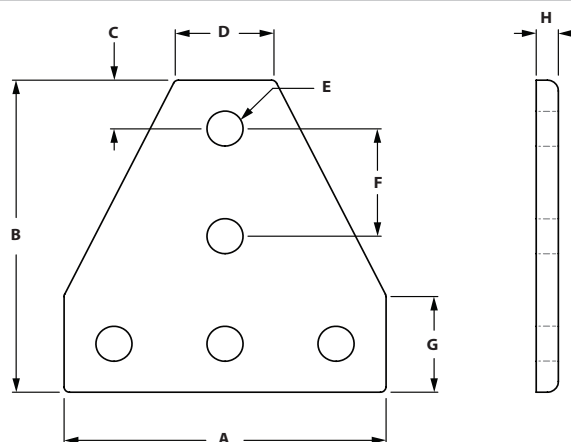


ITEM#	SLOT	EXTRUSION USE	A	B	C	D	E	F	G	H
671696	8	30 mm	88.50mm	88.50mm	14.25mm	27.00mm	7.00mm	30.00mm	27.00mm	5.00mm
671697	10	45 mm	133.00mm	133.00mm	21.50mm	41.00mm	9.00mm	45.00mm	41.00mm	6.00mm

#### RECOMMENDED FASTENERS

ITEM#	SLOT	QTY	DESCRIPTION
651333 & 671339	8	5	M6 x 12mm BHCS & M6 Hammer Nut
651581 & 671350	10	5	M8 x 18mm BHCS & M8 Hammer Nut

### 5 HOLE TEE JOINING PLATE



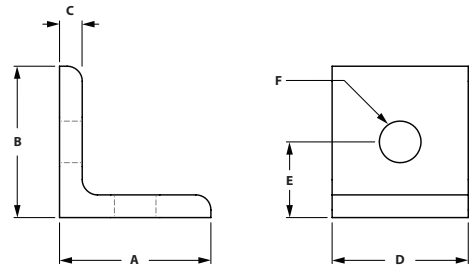

ITEM#	SLOT	EXTRUSION USE	A	B	C	D	E	F	G	H
671700	8	30 mm	87.00mm	87.00mm	13.50mm	27.00mm	7.00mm	30.00mm	27.00mm	5.00mm
671701	10	45 mm	131.00mm	131.00mm	20.50mm	41.00mm	9.00mm	45.00mm	41.00mm	6.00mm

#### RECOMMENDED FASTENERS

ITEM#	SLOT	QTY	DESCRIPTION
651333 & 671339	8	5	M6 x 12mm BHCS & M6 Hammer Nut
651581 & 671350	10	5	M8 x 18mm BHCS & M8 Hammer Nut

# B-Series Brackets

## 2 Hole Corner Bracket

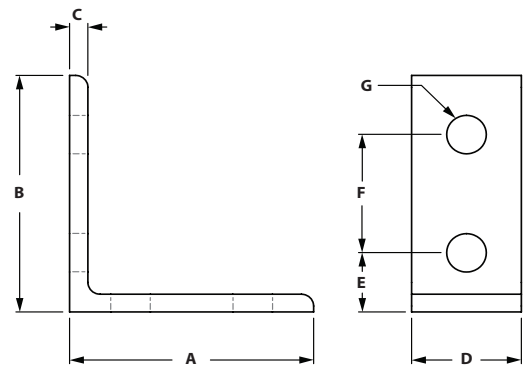


ITEM#	SLOT	EXTRUSION USE	A	B	C	D	E	F
671706	8	30 mm	30.00mm	30.00mm	5.00mm	30.00mm	15.00mm	7.00mm
671707	10	45 mm	45.00mm	45.00mm	6.00mm	41.00mm	22.50mm	9.00mm

### RECOMMENDED FASTENERS

ITEM#	SLOT	QTY	DESCRIPTION
651333 & 671339	8	2	M6 x 12mm BHCS & M6 Hammer Nut
651581 & 671350	10	2	M8 x 18mm BHCS & M8 Hammer Nut

## 4 Hole Vertical Corner Bracket

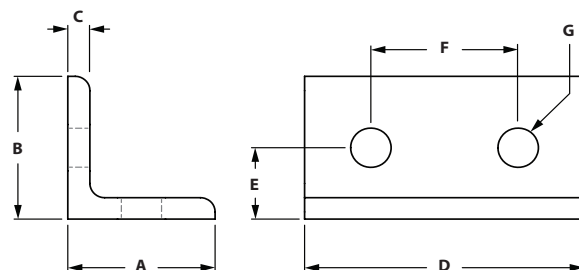


ITEM#	SLOT	EXTRUSION USE	A	B	C	D	E	F	G
671708	8	30 mm	60.00mm	60.00mm	5.00mm	27.00mm	15.00mm	30.00mm	7.00mm
671709	10	45 mm	90.00mm	90.00mm	6.00mm	41.00mm	22.50mm	45.00mm	9.00mm

### RECOMMENDED FASTENERS

ITEM#	SLOT	QTY	DESCRIPTION
651333 & 671339	8	4	M6 x 12mm BHCS & M6 Hammer Nut
651581 & 671350	10	4	M8 x 18mm BHCS & M8 Hammer Nut

### 4 Hole Horizontal Corner Bracket

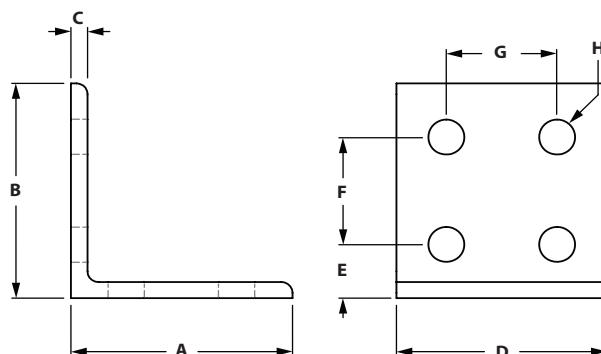


ITEM#	SLOT	EXTRUSION USE	A	B	C	D	E	F	G
671710	8	30 mm	30.00mm	30.00mm	5.00mm	57.00mm	15.00mm	30.00mm	7.00mm
671711	10	45 mm	45.00mm	45.00mm	6.00mm	86.00mm	22.50mm	45.00mm	9.00mm

#### RECOMMENDED FASTENERS

ITEM#	SLOT	QTY	DESCRIPTION
651333 & 671339	8	4	M6 x 12mm BHCS & M6 Hammer Nut
651581 & 671350	10	4	M8 x 18mm BHCS & M8 Hammer Nut

### 8 Hole Vertical Corner Bracket



ITEM#	SLOT	EXTRUSION USE	A	B	C	D	E	F	G	H
671712	8	30 mm	60.00mm	60.00mm	5.00mm	57.00mm	15.00mm	30.00mm	30.00mm	7.00mm
671713	10	45 mm	90.00mm	90.00mm	6.00mm	86.00mm	22.50mm	45.00mm	45.00mm	9.00mm

#### RECOMMENDED FASTENERS

ITEM#	SLOT	QTY	DESCRIPTION
651333 & 671339	8	8	M6 x 12mm BHCS & M6 Hammer Nut
651581 & 671350	10	8	M8 x 18mm BHCS & M8 Hammer Nut

# CONTENT

## 04 Fasteners

Roll In T-nuts . . . . .	278-279
Standard T-nuts . . . . .	279
Hammer T-Nuts . . . . .	280
Screws . . . . .	281-285
Washers, Hex & Flange Nuts . . . . .	286
Bolt, Central & Milling Connectors . . . . .	287-289

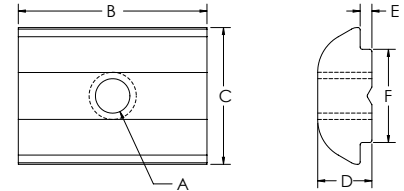
## **04 FASTENERS B-SERIES**

# B-Series Fasteners

## ROLL IN TNUT



- Self-aligning T-nut
- Reduces assembly time
- Easy to drop in slot

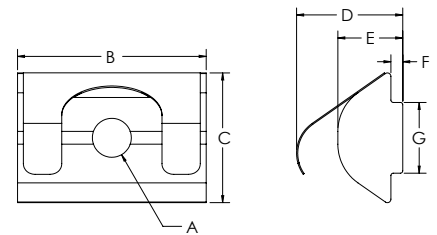


ITEM#	FINISH	SLOT	A	B	C	D	E	F
671068	Zinc Plated Steel	8	M4	16mm	11.6mm	4.6mm	1mm	7.9mm
671069	Zinc Plated Steel	8	M5	16mm	11.6mm	4.6mm	1mm	7.9mm
671070	Zinc Plated Steel	8	M6	16mm	11.6mm	4.6mm	1mm	7.9mm
671071	Zinc Plated Steel	8	M8	16mm	11.6mm	4.6mm	1mm	7.9mm
671064	Zinc Plated Steel	10	M4	19mm	14mm	5.2mm	1.5mm	9.9mm
671065	Zinc Plated Steel	10	M5	19mm	14mm	5.2mm	1.5mm	9.9mm
671066	Zinc Plated Steel	10	M6	19mm	14mm	5.2mm	1.5mm	9.9mm
671067	Zinc Plated Steel	10	M8	19mm	14mm	5.2mm	1.5mm	9.9mm
671317	Zinc Plated Steel	10	10-32	19mm	14mm	5.2mm	1.5mm	9.9mm
671315	Zinc Plated Steel	10	1/4-20	19mm	14mm	5.2mm	1.5mm	9.9mm
671319	Zinc Plated Steel	10	5/16-18	19mm	14mm	5.2mm	1.5mm	9.9mm

## ROLL IN TNUT WITH SPRING LEAF



- Self-aligning T-nut
- Reduces assembly time
- Easy to drop in slot
- Spring leaf holds T-nut in vertical

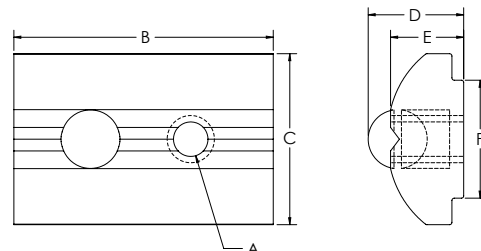


ITEM#	FINISH	SLOT	A	B	C	D	E	F	G
671324	Zinc Plated Steel	8	M4	16mm	11.6mm	9.8mm	4.6mm	1mm	7.9mm
671325	Zinc Plated Steel	8	M5	16mm	11.6mm	9.8mm	4.6mm	1mm	7.9mm
671326	Zinc Plated Steel	8	M6	16mm	11.6mm	9.8mm	4.6mm	1mm	7.9mm
671327	Zinc Plated Steel	8	M8	16mm	11.6mm	9.8mm	4.6mm	1mm	7.9mm

## ROLL IN TNUT WITH BALL BEARING




- Self-aligning T-nut
- Reduces assembly time
- Easy to drop in slot
- Ball bearing holds T-nut in vertical

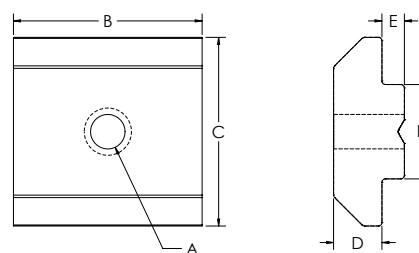


ITEM#	FINISH	SLOT	A	B	C	D	E	F
671060	Zinc Plated Steel	10	M4	22mm	14.5mm	7.1mm	6.2mm	10mm
671061	Zinc Plated Steel	10	M5	22mm	14.5mm	7.1mm	6.2mm	10mm
671062	Zinc Plated Steel	10	M6	22mm	14.5mm	7.1mm	6.2mm	10mm
671063	Zinc Plated Steel	10	M8	22mm	14.5mm	7.1mm	6.2mm	10mm
671307	Stainless Steel	10	M4	22mm	14.5mm	7.1mm	6.2mm	10mm
671308	Stainless Steel	10	M5	22mm	14.5mm	7.1mm	6.2mm	10mm
671309	Stainless Steel	10	M6	22mm	14.5mm	7.1mm	6.2mm	10mm
671310	Stainless Steel	10	M8	22mm	14.5mm	7.1mm	6.2mm	10mm

## STANDARD TNUT



- Self-aligning T-nut
- Extrusion end loading



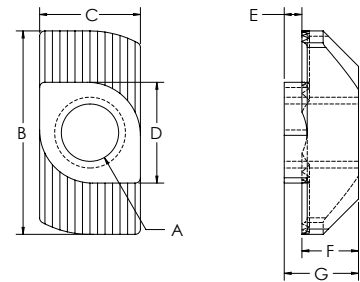
ITEM#	FINISH	SLOT	A	B	C	D	E	F
671052	Zinc Plated Steel	8	M4	16mm	16mm	6mm	1.9mm	8mm
671053	Zinc Plated Steel	8	M5	16mm	16mm	6mm	1.9mm	8mm
671054	Zinc Plated Steel	8	M6	16mm	16mm	6mm	1.9mm	8mm
671055	Zinc Plated Steel	8	M8	16mm	16mm	6mm	1.9mm	8mm
671056	Zinc Plated Steel	10	M4	20mm	19.5mm	10.6mm	5.1mm	9.8mm
671057	Zinc Plated Steel	10	M5	20mm	19.5mm	10.6mm	5.1mm	9.8mm
671058	Zinc Plated Steel	10	M6	20mm	19.5mm	10.6mm	5.1mm	9.8mm
671059	Zinc Plated Steel	10	M8	20mm	19.5mm	10.6mm	5.1mm	9.8mm

# B-Series Fasteners

## HAMMER TNUTS



- Loads from end or from side
- Ridges that penetrate anodic coat
- Strong connection



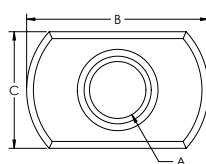
ITEM#	FINISH	SLOT	A	B	C	D	E	F	G
671332	Zinc Plated Steel	6	M4	11.5mm	5.7mm	5.7mm	1mm	3.2mm	4.2mm
671337	Zinc Plated Steel	8	M4	16mm	7.7mm	7.7mm	1.5mm	4.5mm	6mm
671338	Zinc Plated Steel	8	M5	16mm	7.7mm	7.7mm	1.5mm	4.5mm	6mm
671339	Zinc Plated Steel	8	M6	16mm	7.7mm	7.7mm	1.5mm	4.5mm	6mm
671336	Zinc Plated Steel	8	10-32	16mm	7.7mm	7.7mm	1.5mm	4.5mm	6mm
671334	Zinc Plated Steel	8	1/4-20	16mm	7.7mm	7.7mm	1.5mm	4.5mm	6mm
671340	Stainless Steel	8	M6	16mm	7.7mm	7.7mm	1.5mm	4.5mm	6mm
671335	Stainless Steel	8	1/4-20	16mm	7.7mm	7.7mm	1.5mm	4.5mm	6mm
671344	Zinc Plated Steel	10	M4	19mm	9.7mm	9.7mm	3mm	5.8mm	8.8mm
671347	Zinc Plated Steel	10	M5	19mm	9.7mm	9.7mm	3mm	5.8mm	8.8mm
671348	Zinc Plated Steel	10	M6	19mm	9.7mm	9.7mm	3mm	5.8mm	8.8mm
671350	Zinc Plated Steel	10	M8	19mm	9.7mm	9.7mm	3mm	5.8mm	8.8mm
671343	Zinc Plated Steel	10	10-32	19mm	9.7mm	9.7mm	3mm	5.8mm	8.8mm
671341	Zinc Plated Steel	10	1/4-20	19mm	9.7mm	9.7mm	3mm	5.8mm	8.8mm
671345	Steel	10	5/16-18	19mm	9.7mm	9.7mm	3mm	5.8mm	8.8mm
671349	Stainless Steel	10	M6	19mm	9.7mm	9.7mm	3mm	5.8mm	8.8mm
671351	Stainless Steel	10	M8	19mm	9.7mm	9.7mm	3mm	5.8mm	8.8mm
671342	Stainless Steel	10	1/4-20	19mm	9.7mm	9.7mm	3mm	5.8mm	8.8mm
671346	Stainless Steel	10	5/16-18	19mm	9.7mm	9.7mm	3mm	5.8mm	8.8mm

## ECONOMY T-NUTS

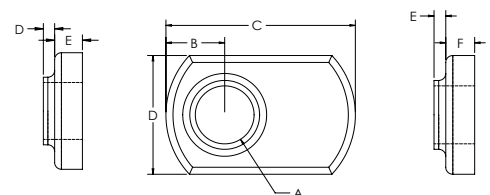


- Economical
- Extrusion end loading

CENTER THREAD



OFFSET THREAD



### CENTER THREAD

ITEM#	FINISH	SLOT	A	B	C	D	E
682888	Bright Zinc	6	M5 x .8	16.00mm	9.60mm	0.80mm	2.40mm
651445	Black Zinc	8	M8 x 1.25	20.57mm	12.95mm	1.27mm	3.05mm

### OFFSET THREAD

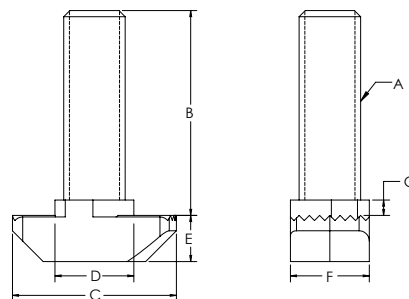
ITEM#	FINISH	SLOT	A	B	C	D	E	F
651366	Bright Zinc	8	M6 x 1.0	6.35mm	20.57mm	12.95mm	1.27mm	3.05mm
651367	Bright Zinc	8	M8 x 1.25	7.11mm	25.40mm	16.25mm	2.03mm	3.55mm



## HAMMER HEAD SCREW



- Loads from end or from side
- Ridges that penetrate anodic coat to make strong connection



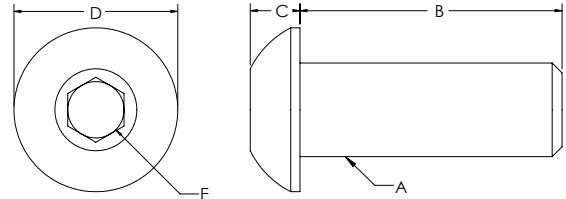
ITEM#	FINISH	SLOT	A	B	C	D	E	F	G
671352	Zinc Plated Steel	8	M6	20mm	16mm	7.7mm	4.5mm	7.7mm	3mm
671354	Zinc Plated Steel	8	M6	25mm	16mm	7.7mm	4.5mm	7.7mm	3mm
671356	Zinc Plated Steel	8	M6	30mm	16mm	7.7mm	4.5mm	7.7mm	3mm
671358	Zinc Plated Steel	8	M6	40mm	16mm	7.7mm	4.5mm	7.7mm	3mm
671360	Zinc Plated Steel	8	M6	60mm	16mm	7.7mm	4.5mm	7.7mm	3mm
671362	Zinc Plated Steel	10	M6	20mm	19mm	9.7mm	5.8mm	9.7mm	3mm
671364	Zinc Plated Steel	10	M6	25mm	19mm	9.7mm	5.8mm	9.7mm	3mm
671366	Zinc Plated Steel	10	M6	30mm	19mm	9.7mm	5.8mm	9.7mm	3mm
671368	Zinc Plated Steel	10	M6	40mm	19mm	9.7mm	5.8mm	9.7mm	3mm
671370	Zinc Plated Steel	10	M6	60mm	19mm	9.7mm	5.8mm	9.7mm	3mm
671372	Zinc Plated Steel	10	M8	20mm	19mm	9.7mm	5.7mm	9.7mm	3mm
671374	Zinc Plated Steel	10	M8	25mm	19mm	9.7mm	5.7mm	9.7mm	3mm
671376	Zinc Plated Steel	10	M8	30mm	19mm	9.7mm	5.7mm	9.7mm	3mm
671378	Zinc Plated Steel	10	M8	40mm	19mm	9.7mm	5.7mm	9.7mm	3mm
671380	Zinc Plated Steel	10	M8	60mm	19mm	9.7mm	5.7mm	9.7mm	3mm
671363	Stainless Steel	10	M6	20mm	19mm	9.7mm	5.8mm	9.7mm	3mm
671365	Stainless Steel	10	M6	25mm	19mm	9.7mm	5.8mm	9.7mm	3mm
671367	Stainless Steel	10	M6	30mm	19mm	9.7mm	5.8mm	9.7mm	3mm
671369	Stainless Steel	10	M6	40mm	19mm	9.7mm	5.8mm	9.7mm	3mm
671371	Stainless Steel	10	M6	60mm	19mm	9.7mm	5.8mm	9.7mm	3mm
671373	Stainless Steel	10	M8	20mm	19mm	9.7mm	5.7mm	9.7mm	3mm
671375	Stainless Steel	10	M8	25mm	19mm	9.7mm	5.7mm	9.7mm	3mm
671377	Stainless Steel	10	M8	30mm	19mm	9.7mm	5.7mm	9.7mm	3mm
671379	Stainless Steel	10	M8	40mm	19mm	9.7mm	5.7mm	9.7mm	3mm
671381	Stainless Steel	10	M8	60mm	19mm	9.7mm	5.7mm	9.7mm	3mm

# B-Series Fasteners

## BUTTON HEAD SOCKET CAP SCREW



- Grade 8 or stronger
- Alloy steel
- ANSI B18.3 rating

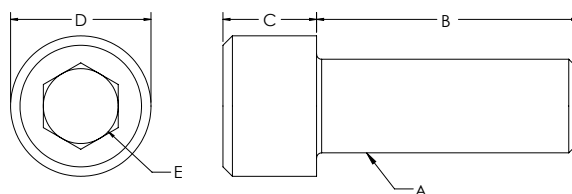


ITEM#	FINISH	A	B	C	D	E
651615	Black Phosphate	M5	8mm	2.75mm	9.50mm	3.44mm
699939	Black Phosphate	M5	10mm	2.75mm	9.50mm	3.44mm
699936	Black Phosphate	M6	10mm	3.15mm	10.35mm	4.58mm
651333	Black Phosphate	M6	12mm	3.15mm	10.35mm	4.58mm
651570	Black Phosphate	M6	14mm	3.15mm	10.35mm	4.58mm
683210	Stainless Steel	M6	14mm	3.15mm	10.35mm	4.58mm
651335	Black Phosphate	M6	16mm	3.15mm	10.35mm	4.58mm
659232	Stainless Steel	M6	16mm	3.15mm	10.35mm	4.58mm
651579	Black Phosphate	M6	18mm	3.15mm	10.35mm	4.58mm
683044	Stainless Steel	M6	18mm	3.15mm	10.35mm	4.58mm
651340	Black Phosphate	M6	20mm	3.15mm	10.35mm	4.58mm
651661	Bright Zinc	M6	20mm	3.15mm	10.35mm	4.58mm
683163	Stainless Steel	M6	20mm	3.15mm	10.35mm	4.58mm
651341	Black Phosphate	M6	25mm	3.15mm	10.35mm	4.58mm
651343	Black Phosphate	M8	12mm	4.25mm	13.75mm	5.72mm
651580	Black Phosphate	M8	14mm	4.25mm	13.75mm	5.72mm
651345	Black Phosphate	M8	16mm	4.25mm	13.75mm	5.72mm
681883	Stainless Steel	M8	16mm	4.25mm	13.75mm	5.72mm
651581	Black Phosphate	M8	18mm	4.25mm	13.75mm	5.72mm
683164	Stainless Steel	M8	18mm	4.25mm	13.75mm	5.72mm
651347	Black Phosphate	M8	20mm	4.25mm	13.75mm	5.72mm
659929	Stainless Steel	M8	20mm	4.25mm	13.375mm	5.72mm
651351	Black Phosphate	M8	25mm	4.25mm	13.75mm	5.72mm

## SOCKET HEAD CAP SCREW



- Grade 8 or stronger
- Alloy steel
- ANSI B18.3 rating



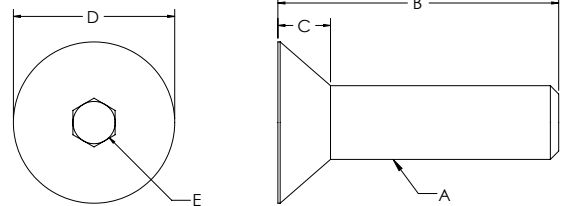
ITEM#	FINISH	A	B	C	D	E
699933	Black Phosphate	M5	16mm	4.91mm	8.33mm	4.58mm
699932	Black Phosphate	M6	10mm	5.85mm	10.00mm	5.72mm
651332	Black Phosphate	M6	12mm	5.85mm	10.00mm	5.72mm
651546	Black Phosphate	M6	14mm	5.85mm	10.00mm	5.72mm
658467	Stainless Steel	M6	14mm	5.85mm	10.00mm	5.72mm
651334	Black Phosphate	M6	16mm	5.85mm	10.00mm	5.72mm
680015	Stainless Steel	M6	16mm	5.85mm	10.00mm	5.72mm
651573	Black Phosphate	M6	18mm	5.85mm	10.00mm	5.72mm
683159	Stainless Steel	M6	18mm	5.85mm	10.00mm	5.72mm
651337	Black Phosphate	M6	20mm	5.85mm	10.00mm	5.72mm
683162	Stainless Steel	M6	20mm	5.85mm	10.00mm	5.72mm
651338	Black Phosphate	M6	25mm	5.85mm	10.00mm	5.72mm
658592	Black Phosphate	M6	35mm	5.85mm	10.00mm	5.72mm
651342	Black Phosphate	M8	12mm	7.82mm	13.10mm	6.86mm
651575	Black Phosphate	M8	14mm	7.82mm	13.10mm	6.86mm
651344	Black Phosphate	M8	16mm	7.82mm	13.10mm	6.86mm
683160	Stainless Steel	M8	16mm	7.82mm	13.10mm	6.86mm
651577	Black Phosphate	M8	18mm	7.82mm	13.10mm	6.86mm
683161	Stainless Steel	M8	18mm	7.82mm	13.10mm	6.86mm
651346	Black Phosphate	M8	20mm	7.82mm	13.10mm	6.86mm
681379	Stainless Steel	M8	20mm	7.82mm	13.10mm	6.86mm
651350	Black Phosphate	M8	25mm	7.82mm	13.10mm	6.86mm
651354	Bright Zinc	M8	30mm	7.82mm	13.10mm	6.86mm
682660	Black Phosphate	M8	35mm	7.82mm	13.10mm	6.86mm
651542	Black Phosphate	M8	40mm	7.82mm	13.10mm	6.86mm
651562	Black Phosphate	M8	45mm	7.82mm	13.10mm	6.86mm
651553	Black Phosphate	M8	50mm	7.82mm	13.10mm	6.86mm
651563	Black Phosphate	M8	60mm	7.82mm	13.10mm	6.86mm
651564	Black Phosphate	M8	80mm	7.82mm	13.10mm	6.86mm

# B-Series Fasteners

## FLATHEAD SOCKET CAP SCREW



- Grade 8 or stronger
- Alloy steel
- ANSI B18.3 rating

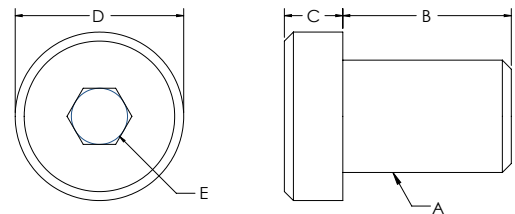


ITEM#	FINISH	A	B	C	D	E
651680	Black Phosphate	M4	8mm	2.20mm	8.00mm	2.5mm
651582	Black Phosphate	M5	20mm	3.00mm	9.70mm	3mm
651515	Black Phosphate	M6	12mm	3.72mm	11.78mm	4mm
651571	Black Phosphate	M6	14mm	3.72mm	11.78mm	4mm
651516	Black Phosphate	M6	16mm	3.72mm	11.78mm	4mm
651572	Black Phosphate	M6	18mm	3.72mm	11.78mm	4mm
651549	Black Phosphate	M6	20mm	3.72mm	11.78mm	4mm
651578	Black Phosphate	M8	12mm	4.96mm	15.66mm	5mm
651574	Black Phosphate	M8	14mm	4.96mm	15.66mm	5mm
651517	Black Phosphate	M8	16mm	4.96mm	15.66mm	5mm
651576	Black Phosphate	M8	18mm	4.96mm	15.85mm	5mm
651518	Bright Zinc	M8	20mm	4.96mm	15.85mm	5mm

## LOWHEAD SOCKET CAP SCREW



- Grade 8 or stronger
- Alloy steel
- ANSI B18.3 rating

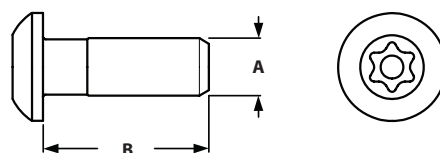


ITEM#	FINISH	A	B	C	D	E
682961	Black Phosphate	M8	30.00mm	4.93mm	12.90mm	5mm

### SELF TAPPING SCREW



- No thread cutter necessary
- Special form of head of the screw and self tapping thread
- Connects two profiles, access machining required for tightening
- See page 464 for machining

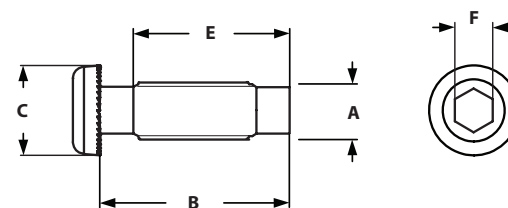


ITEM#	FINISH	SLOT	SOCKET	A	B
671114	Zinc Plated Steel	8/10	Torque	S8	25mm
671115	Zinc Plated Steel	10	Torque	S12	30mm

### SELF TAPPING SCREW



- No thread cutter necessary
- Special form of head of the screw and self tapping thread
- Connects two profiles, access machining required for tightening
- See page 464 for machining

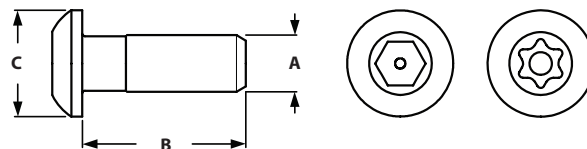


ITEM#	FINISH	SLOT	SOCKET	A	B	C	E	F
671646	Zinc Plated Steel	10	Hexagon	S12	40mm	19mm	26mm	8mm

### CONNECTION SCREW



- Connects two profiles, access required for tightening
- See page 464 for machining



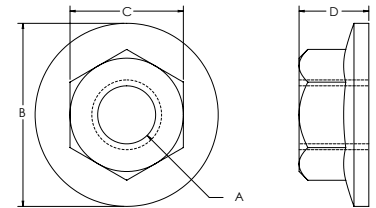
ITEM#	FINISH	SLOT	SOCKET	A	B	C
671112	Zinc Plated Steel	10	Hexagon	M12	30mm	19mm
671113	Zinc Plated Steel	10	Torque	M12	30mm	19mm

# B-Series Fasteners

## FLANGED NUT

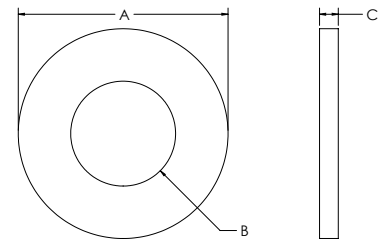


◦ To be used in conjunction with hammer head screw



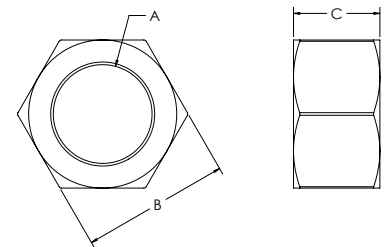
ITEM#	FINISH	A	B	C	D
671682	Zinc Plated Steel	M6	14mm	10mm	6mm
671610	Zinc Plated Steel	M8	21mm	13mm	8mm

## WASHERS



ITEM#	FINISH	TYPE	A	B	C
651550	Bright Zinc	M5	10.00mm	5.20mm	1.00mm
651388	Bright Zinc	M6	11.80mm	6.50mm	1.60mm
651387	Black Zinc	M8	15.70mm	8.50mm	1.75mm
681813	Bright Zinc	M10	19.75mm	10.60mm	2.00mm

## HEX NUTS

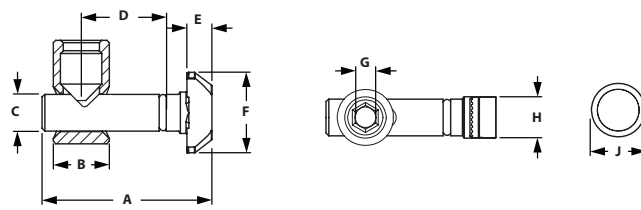


ITEM#	FINISH	A	B	C
651352	Black Zinc	M6	9.80mm	4.80mm
651353	Black Zinc	M8	12.80mm	6.30mm
680597	Bright Zinc	M12	18.80mm	9.80mm

## CENTRAL CONNECTORS

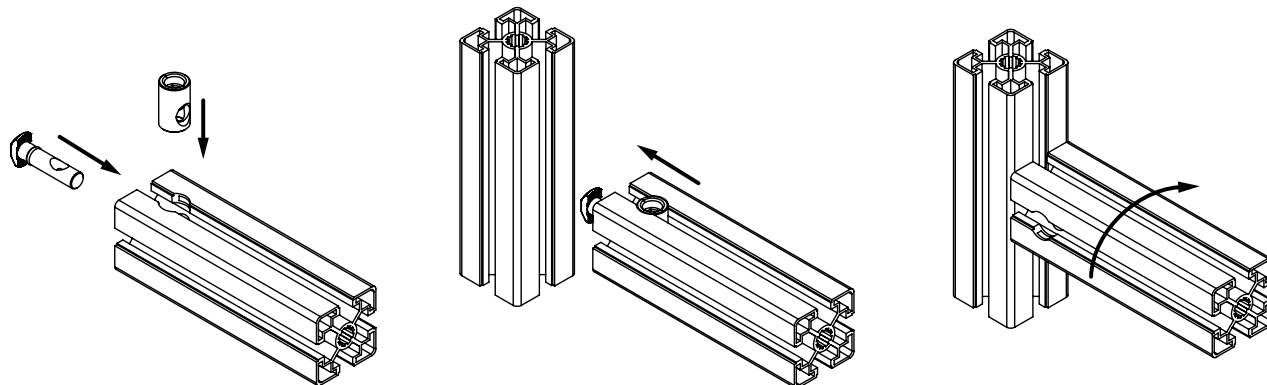


- Connect aluminum profiles at right angles
- Through hole must be drilled on one of the profiles to provide access to tightening screw
- See page 470 for machining

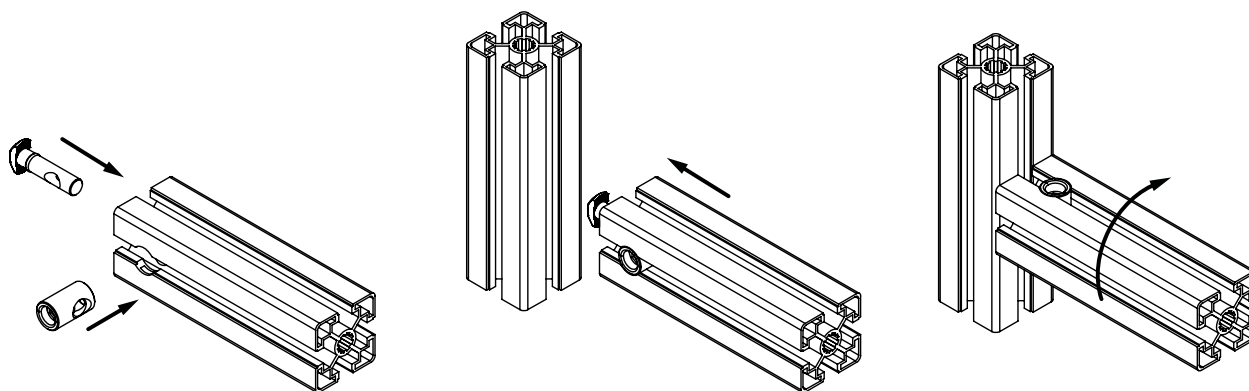


ITEM#	FINISH	SLOT	DEGREE	A	B	C	D	E	F	G	H	J
659893	Zinc Plated Steel	8	0°	33 mm	11 mm	7.1 mm	18 mm	4.8 mm	15.5 mm	4 mm	8 mm	11 mm
682994	Zinc Plated Steel	8	90°	33 mm	11 mm	7.1 mm	18 mm	4.8 mm	15.5 mm	4 mm	8 mm	11 mm
659730	Zinc Plated Steel	10	0°	45.5 mm	17 mm	9.8 mm	22.5 mm	5.5 mm	19.6 mm	6 mm	10 mm	17 mm
659669	Zinc Plated Steel	10	90°	45.5 mm	17 mm	9.8 mm	22.5 mm	5.5 mm	19.6 mm	6 mm	10 mm	17 mm

0° CENTRAL CONNECTOR



90° CENTRAL CONNECTOR

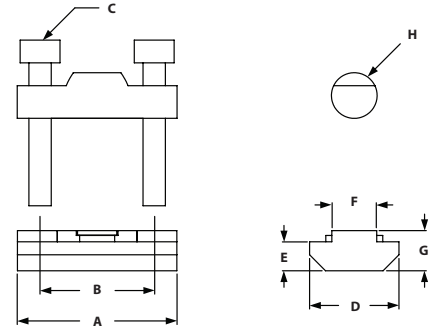


# B-Series Fasteners

## BOLT CONNECTOR



- Connect aluminum profiles at right angles
- A 8mm thru hole must be drilled
- See page 470 for machining

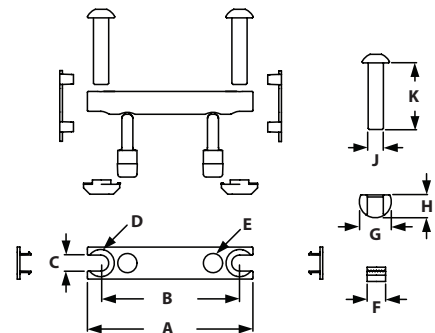


ITEM#	FINISH	SLOT	A	B	C-BOLT	D	E	F	G	H
671600	Zinc Plated Steel	8	28mm	20mm	M4 x 25mm SHCS	15.7mm	5mm	7.8mm	6.7mm	8mm

## BOLT CONNECTOR WITH CAP



- Connect aluminum profiles at right angles
- 8mm or 17mm thru hole must be drilled
- See page 470 for machining



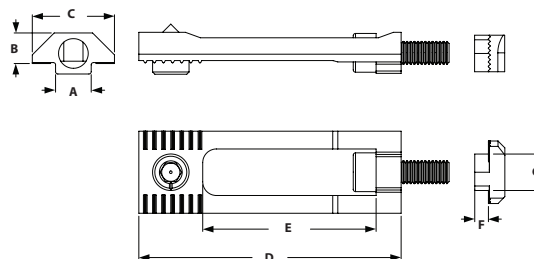
ITEM#	FINISH	SLOT	A	B	C	D	E	F	G	H	J	K
671602	Zinc Plated Steel	10	42mm	27.5mm	8.4mm	14.3mm	8.1mm	10mm	16.8mm	12mm	M8	35mm
671605	Zinc Plated Steel	10	87mm	73mm	8.4mm	14.3mm	8.1mm	10mm	16.8mm	12mm	M9	35mm



## MILLING CONNECTOR



- For fast connection of two tslot profiles, zinc plated
- Requires no machining



ITEM#	FINISH	SLOT	A	B	C	D	E	F	G
671606	Zinc Plated Steel	8	16mm	6.3mm	8mm	57.5mm	38mm	1.5mm	8mm
671607	Zinc Plated Steel	10	19.5mm	5.5mm	10mm	59mm	38mm	3mm	10mm

# CONTENT

## 05 TSLOTS Hardware

Swivel Feet Base & Rods .....	292
Adjustable Leveling Foot .....	293
Hinges .....	293-295
Handles .....	295-296
Magnetic Catch & Door Catches .....	297-298
Binding Blocks .....	299-300
Rollers & Plate Connector .....	301
Pivot & Turning Angles .....	302-303
Base Plates .....	304
End Caps & Covers .....	305
Tool Hanger & Cup Holder .....	306
Profile Connectors .....	307-308
Floor Brackets & Mounts .....	309-311
Pivot Joints .....	312-316

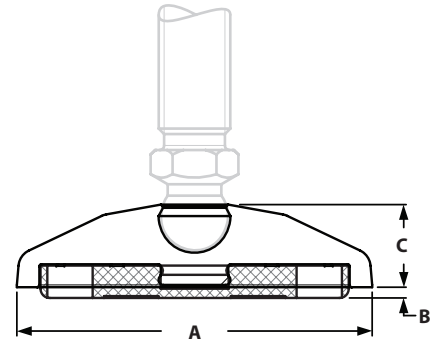
## **05 HARDWARE B-SERIES**

# TSLOTS Hardware

## BASE FOR SWIVEL FEET WITH ANTI-SLIP



- A swiveling leveling foot for stable positioning on uneven floors
- Fiberglass reinforced nylon or stainless steel

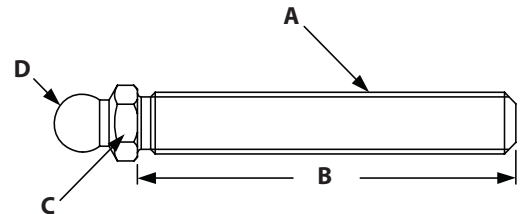


ITEM#	MATERIAL	A	B	C	LOAD CAPACITY
671386	Nylon	29mm	2mm	18mm	500 lbs
671384	Stainless Steel	29mm	2mm	18mm	2000 lbs
671392	Nylon	39mm	2mm	18mm	900 lbs
671390	Stainless Steel	39mm	2mm	18mm	3000 lbs
671398	Nylon	44mm	2mm	18mm	900 lbs
671396	Stainless Steel	44mm	2mm	18mm	3000 lbs
671410	Nylon	59mm	2mm	18mm	900 lbs
671408	Stainless Steel	59mm	2mm	18mm	3500 lbs
671425	Nylon	79mm	2mm	18mm	900 lbs
671418	Stainless Steel	79mm	2mm	18mm	3500 lbs

## THREADED ROD FOR SWIVEL FEET



- Threaded Rod for swiveling feet
- Zinc plated steel
- Swiveling range 20°

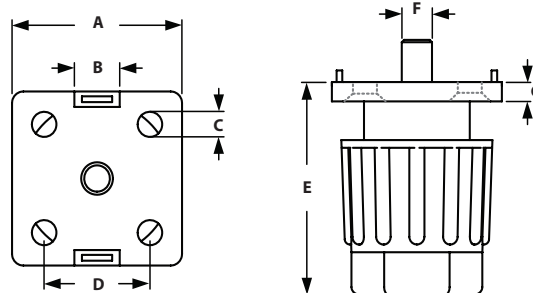


ITEM#	MATERIAL	A	B	C	D	LOAD CAPACITY
671461	Steel	M8	40mm	14mm	15mm	350 lbs
671475	Steel	M12	45mm	14mm	15mm	770 lbs
671479	Steel	M12	100mm	14mm	15mm	770 lbs
671493	Steel	M16	66mm	17mm	15mm	1450 lbs
671495	Steel	M16	100mm	17mm	15mm	1450 lbs
671499	Steel	M16	150mm	17mm	15mm	1450 lbs

## ADJUSTABLE LEVELING FOOT



- Easy height adjustable leveling foot fastening to aluminum profiles
- Housing: Fiberglass reinforced nylon
- Mechanism: Zinc plated steel

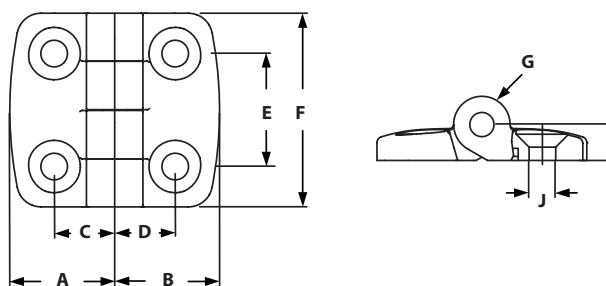


ITEM#	A	B-SLOT	C	D	E	F-THREAD	G	LOAD CAPACITY
671596	30mm	8	4.3mm	20.5mm	35-50mm	M8	5mm	330 lbs
671597	40mm	10	6.5mm	28mm	45-65mm	M8	5mm	332 lbs
671598	45mm	10	6.3mm	28mm	45-65mm	M8	5mm	335 lbs
671599	50mm	10	6.3mm	28mm	45-65mm	M8	5mm	337 lbs

## PLASTIC COMBI HINGES



- Hinges to panels or extrusion



ITEM#	SERIES	DESCRIPTION	A	B	C	D	E	F	G	H	J
671247	30	30/30	29.5mm	29.5mm	17.5mm	17.5mm	28mm	48mm	14mm	9mm	6.6mm
671250	30	30/40	29.5mm	38.5mm	17.5mm	22.5mm	28mm	48mm	14mm	9mm	6.6mm
671253	30	30/45	29.5mm	43.5mm	17.5mm	25mm	28mm	48mm	14mm	9mm	6.6mm
671256	30	30/50	29.5mm	48.5mm	17.5mm	27.5mm	28mm	48mm	14mm	9mm	6.6mm
671259	30	30/60	29.5mm	57.5mm	17.5mm	32.5mm	28mm	48mm	14mm	9mm	6.6mm
671274	45	45/45	43.5mm	43.5mm	25mm	25mm	28mm	48mm	14mm	9mm	6.6mm
671277	45	45/50	43.5mm	48.5mm	25mm	27.5mm	28mm	48mm	14mm	9mm	6.6mm
671280	45	45/60	43.5mm	57.5mm	25mm	32.5mm	28mm	48mm	14mm	9mm	6.6mm
671289	60	60/60	57.5mm	57.5mm	32.5mm	32.5mm	28mm	48mm	14mm	9mm	6.6mm

### RECOMMENDED FASTENERS (TO EXTRUSION SLOT)

ITEM#	SLOT	QTY	DESCRIPTION
651571 & 671339	8	4	M6 x 14mm FHSCS & M6 Hammer Nut
651572 & 671348	10	4	M6 x 18mm FHSCS & M6 Hammer Nut

### RECOMMENDED FASTENERS (TO PANEL)

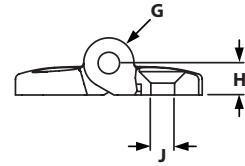
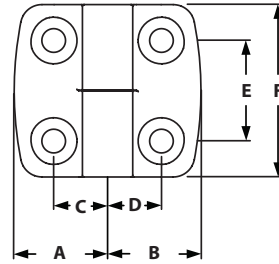
ITEM#	SLOT	QTY	BOLT	HEX NUT	WASHER
651516, 651388, 651352	8/10	4	M6 x 20mm FHSCS	Yes	Yes

# TSLOTS Hardware

## PLASTIC COMBI LIFT OFF HINGES



◦ Connects to panels or extrusion



ITEM#	SLOT	DESCRIPTION	LIFT OFF	A	B	C	D	E	F	G	H	J
671248	8	30/30	Left Hand	29.5mm	29.5mm	17.5mm	17.5mm	28mm	48mm	14mm	9mm	6.6mm
671251	8	30/40	Left Hand	29.5mm	38.5mm	17.5mm	22.5mm	28mm	48mm	14mm	9mm	6.6mm
671254	8	30/45	Left Hand	29.5mm	43.5mm	17.5mm	25mm	28mm	48mm	14mm	9mm	6.6mm
671257	8	30/50	Left Hand	29.5mm	48.5mm	17.5mm	27.5mm	28mm	48mm	14mm	9mm	6.6mm
671260	8	30/60	Left Hand	29.5mm	57.5mm	17.5mm	32.5mm	28mm	48mm	14mm	9mm	6.6mm
671249	8	30/30	Right Hand	29.5mm	29.5mm	17.5mm	17.5mm	28mm	48mm	14mm	9mm	6.6mm
671252	8	30/40	Right Hand	29.5mm	38.5mm	17.5mm	22.5mm	28mm	48mm	14mm	9mm	6.6mm
671255	8	30/45	Right Hand	29.5mm	43.5mm	17.5mm	25mm	28mm	48mm	14mm	9mm	6.6mm
671258	8	30/50	Right Hand	29.5mm	48.5mm	17.5mm	27.5mm	28mm	48mm	14mm	9mm	6.6mm
671261	8	30/60	Right Hand	29.5mm	57.5mm	17.5mm	32.5mm	28mm	48mm	14mm	9mm	6.6mm
671275	10	45/45	Left Hand	43.5mm	43.5mm	25mm	25mm	28mm	48mm	14mm	9mm	6.6mm
671278	10	45/50	Left Hand	43.5mm	48.5mm	25mm	27.5mm	28mm	48mm	14mm	9mm	6.6mm
671281	10	45/60	Left Hand	43.5mm	57.5mm	25mm	32.5mm	28mm	48mm	14mm	9mm	6.6mm
671276	10	45/45	Right Hand	43.5mm	43.5mm	25mm	25mm	28mm	48mm	14mm	9mm	6.6mm
671279	10	45/50	Right Hand	43.5mm	48.5mm	25mm	27.5mm	28mm	48mm	14mm	9mm	6.6mm
671282	10	45/60	Right Hand	43.5mm	57.5mm	25mm	32.5mm	28mm	48mm	14mm	9mm	6.6mm

### RECOMMENDED FASTENERS (TO EXTRUSION SLOT)

ITEM#	SLOT	QTY	DESCRIPTION
651515 & 671339	8	4	M6 x 12mm FHSCS & M6 Hammer Nut
651515 & 671348	10	4	M6 x 12mm FHSCS & M6 Hammer Nut

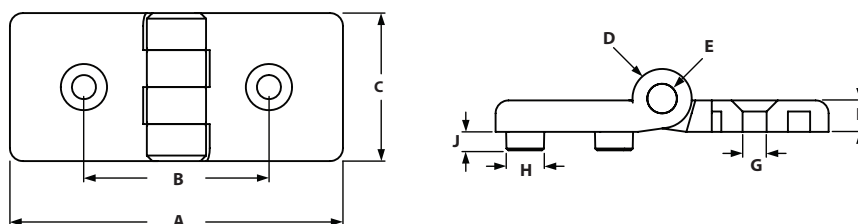
### RECOMMENDED FASTENERS (TO PANEL)

ITEM#	SLOT	QTY	BOLT	HEX NUT	WASHER
651516, 651388, 651352	8/10	4	M6 x 20mm FHSCS	Yes	Yes

## HEAVY DUTY PLASTIC HINGE



- Connects to panels or extrusion
- Each plate has two holes to fit locating pins



ITEM#	SLOT	A	B	C	D	E	F	G	H-SLOT	J
671050	10	90mm	50mm	40mm	16mm	8mm	9mm	6.5mm	10	5mm

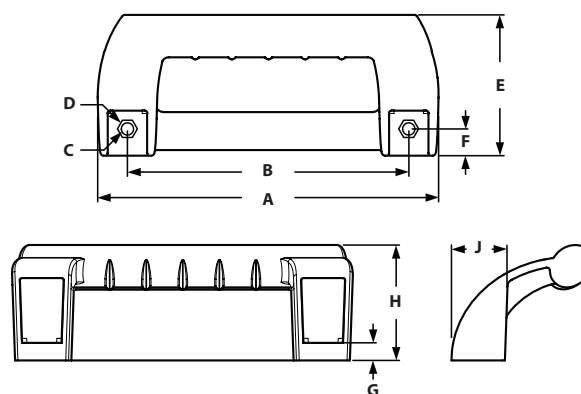
### RECOMMENDED FASTENERS

ITEM#	SLOT	QTY	DESCRIPTION
651549 & 671348	10	2	M6 x 20mm FHSCS & M6 Hammer Nut

## MACHINE HANDLE



- Large machine handle with ergonomic design and finger protection
- Mounts on doors, flaps, and extrusion
- Cover caps are included



ITEM#	SLOT	A	B	C	D	E	F	G	H	J
671017	10	240mm	200mm	8.7mm	15.5mm	100mm	19mm	12.5mm	82mm	38mm

### RECOMMENDED FASTENERS

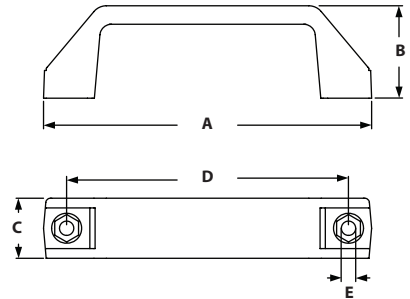
ITEM#	SLOT	QTY	DESCRIPTION
651344	10	2	M8 x 16mm SHCS
671350	10	2	M8 Hammer Nut

# TSLOTS Hardware

## BRIDGE HANDLE



◦ Mounts on doors, flaps, and extrusion



ITEM#	SLOT	A	B	C	D	E
671015	8/10	142mm	40mm	26mm	122mm	6.2mm
671016	8/10	170mm	52mm	28mm	152mm	6.2mm

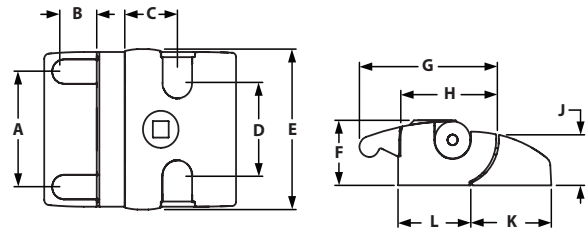
### RECOMMENDED FASTENERS

ITEM#	SLOT	HANDLE	QTY	DESCRIPTION
651546 & 671339	8	671015 & 671016	2	M6 x 14mm SHCS & M6 Hammer Nut
651334 & 671348	10	671015	2	M6 x 16mm SHCS & M6 Hammer Nut
651573 & 671348	10	671016	2	M6 x 18mm SHCS & M6 Hammer Nut

## SLAM LATCH



◦ Surface: Black powder coat  
 ◦ Material: Die-cast zinc  
 ◦ Ideal for cabinets and guarding



ITEM#	LOCK	A	B	C	D	E	F	G	H	J	K	L
671072	Universal	56mm	16.9mm	26.4mm	45mm	75mm	31.5mm	69mm	47.9mm	24.4mm	40mm	36.5mm
671073	Unique	56mm	16.9mm	26.4mm	45mm	75mm	31.5mm	69mm	47.9mm	24.4mm	40mm	36.5mm
671074	Without	56mm	16.9mm	26.4mm	45mm	75mm	31.5mm	69mm	47.9mm	24.4mm	40mm	36.5mm

### RECOMMENDED FASTENERS

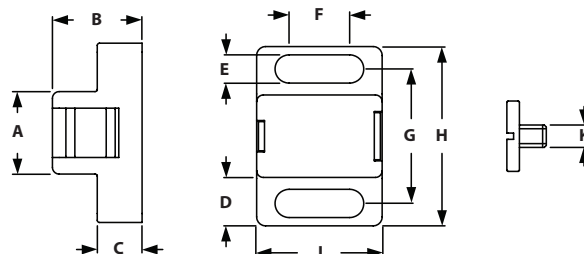
ITEM#	SLOT	QTY	DESCRIPTION
651546	10	4	M6 x 14mm SHCS
671348	10	4	M6 Hammer Nut



## MAGNETIC CATCH



- A quick locking device for doors, adaptable to the thickness of the panel units
- Fiberglass reinforced nylon




ITEM#	SLOT	A	B	C	D	E	F	G	H	J	K
671031	8/10	19mm	20mm	10mm	10.5mm	6.3mm	13.5mm	30mm	40mm	28mm	M5

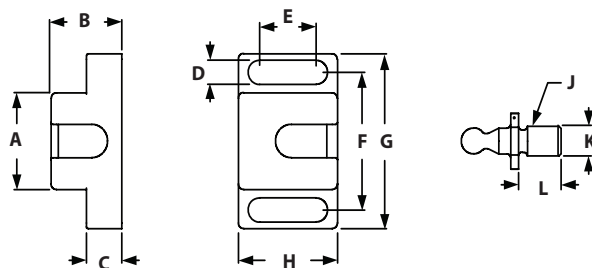
### RECOMMENDED FASTENERS

ITEM#	SLOT	QTY	DESCRIPTION
651335 & 671339	8	2	M6 x 16mm BHSCS & M6 Hammer Nut
651579 & 671348	10	2	M6 x 18mm BHSCS & M6 Hammer Nut

## BALL CATCH



- A quick locking device for doors, adaptable to the thickness of the panel units
- Fiberglass reinforced nylon



ITEM#	SLOT	A	B	C	D	E	F	G	H	J	K	L
671032	8/10	26mm	20mm	10mm	6.5mm	16mm	37mm	47mm	28mm	M8	M8	12mm

### RECOMMENDED FASTENERS

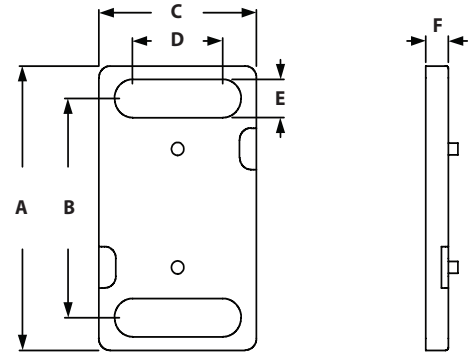
ITEM#	SLOT	QTY	DESCRIPTION
651335 & 671339	8	2	M6 x 16mm BHSCS & M6 Hammer Nut
651579 & 671348	10	2	M6 x 18mm BHSCS & M6 Hammer Nut

# TSLOTS Hardware

## SPACER FOR BALL CATCH



◦ To increase the distance to the extrusion profile from the Ball Catch



ITEM#	MATERIAL	A	B	C	D	E	F
671086	Black Nylon	48mm	37mm	28mm	16mm	6.5mm	4mm

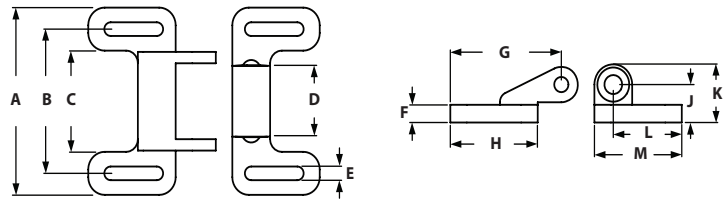
### RECOMMENDED FASTENERS

ITEM#	SLOT	QTY	DESCRIPTION
651340 & 671339	8/10	2	M6 x 20mm BHSCS & M6 Hammer Nut

## DOUBLE BALL CATCH



◦ A quick locking device for doors and flaps with and without border  
 ◦ Fiberglass reinforced nylon



ITEM#	SLOT	A	B	C	D	E	F	G	H	J	K	L	M
671075	8/10	74mm	57mm	40mm	28mm	5.4mm	7mm	47mm	37mm	15mm	23mm	29mm	37mm

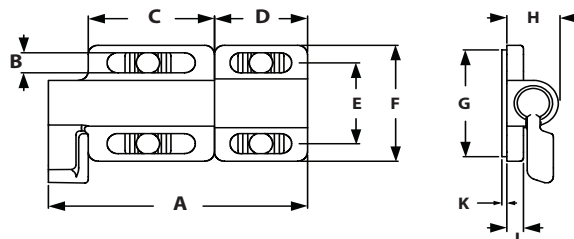
### RECOMMENDED FASTENERS

ITEM#	SLOT	QTY	DESCRIPTION
699938 & 671338	8	4	M5 x 14mm BHSCS & M5 Hammer Nut
699937 & 671347	10	4	M5 x 16mm BHSCS & M5 Hammer Nut

## DOOR LATCH



- For easy closing of doors and flaps, with spring-loaded clamp
- Including separate slot fixation strips
- Die-cast zinc



ITEM#	SLOT	A	B	C	D	E	F	G	H	J	K
671033	8/10	78mm	6.6mm	38mm	28mm	26.5mm	38mm	35mm	16mm	5mm	1.5mm

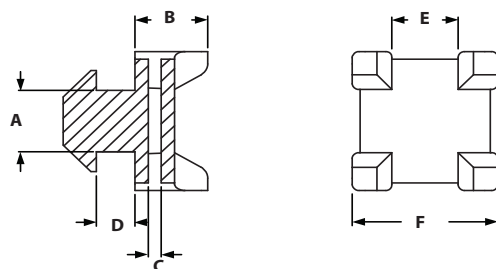
### RECOMMENDED FASTENERS

ITEM#	SLOT	QTY	DESCRIPTION
651333 & 671339	8	4	M6 x 12mm BHSCS & M6 Hammer Nut
651335 & 671348	10	4	M6 x 16mm BHSCS & M6 Hammer Nut

## CROSS CABLE BINDING BLOCK



- To secure cables to extrusion in two directions
- Can be mounted into the slot by a quarter turn
- Fiberglass reinforced nylon



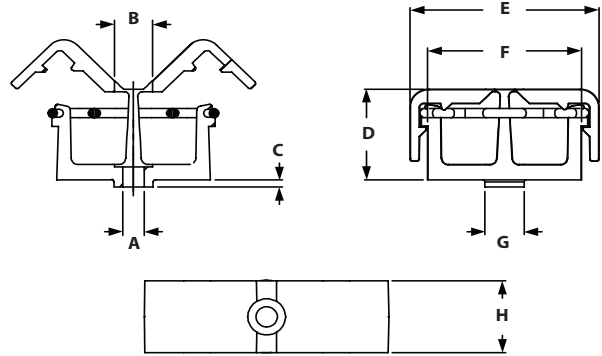
ITEM#	SLOT	A	B	C	D	E	F
671639	8	8mm	11mm	2mm	2mm	10mm	22mm
671041	10	10mm	11mm	2mm	5.8mm	10mm	22mm

# TLOTS Hardware

## CLIP CABLE BINDER



- To fix cables without the need of cable ties, can be opened and closed again.
- Fiberglass reinforced nylon



ITEM#	SLOT	A	B	C	D	E	F	G	H
671089	8	4.5mm	8mm	2.5mm	20mm	40mm	32.6mm	8mm	16mm
671090	10	4.5mm	8mm	2.5mm	20mm	40mm	32.6mm	10mm	16mm

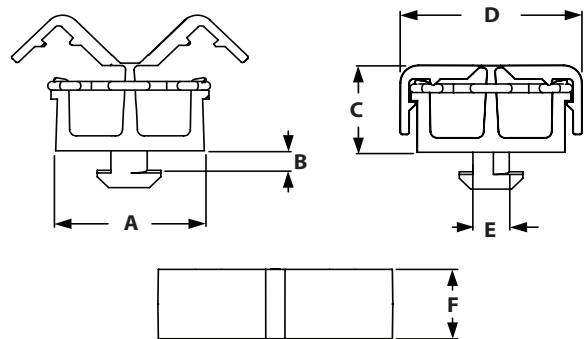
### RECOMMENDED FASTENERS

ITEM#	SLOT	QTY	DESCRIPTION
680748 & 671337	8	1	M4 x 8mm SHCS & M4 Hammer Nut
651586 & 671344	10	1	M4 x 12mm SHCS & M4 Hammer Nut

## CLIP CABLE BINDER WITH HAMMER



- To fix cables without the need of cable ties, can be opened and closed again.
- Fiberglass reinforced nylon

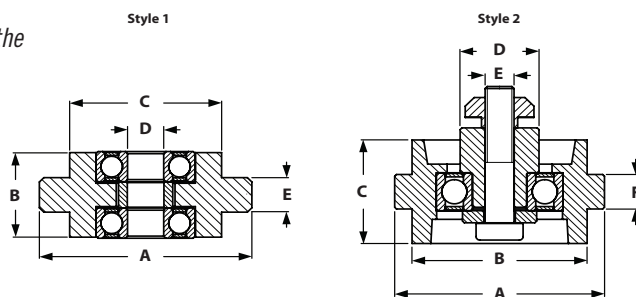


ITEM#	SLOT	A	B	C	D	E	F
671092	8	32.6mm	2mm	20mm	40mm	8mm	16mm
671091	10	32.6mm	5.9mm	20mm	40mm	10mm	16mm

## ROLLERS



- To guide moving parts in the slot of the extrusion
- Fiberglass reinforced nylon

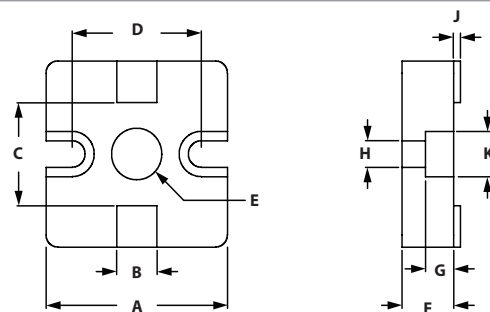


ITEM#	SLOT	STYLE	A	B	C	D	E	F
671027	8	1	39mm	17.6mm	25.8mm	6mm	8mm	N/A
671028	10	1	39mm	17.6mm	25.8mm	6mm	10mm	N/A
671029	10	1	47mm	19.6mm	33.6mm	8mm	10mm	N/A
671030	10	2	58mm	48.4mm	30mm	21.8mm	M8	10mm

## PLATE CONNECTOR



- Connects two extrusions to form a tee connection



ITEM#	CONNECTOR	SLOT	A	B	C	D	E	F	G	H	J	K
671609	Plain	10	45mm	10mm	25mm	32mm	12.5mm	13mm	7mm	6.5mm	1.7mm	11mm
671608	Alu color	10	45mm	10mm	25mm	32mm	12.5mm	13mm	7mm	6.5mm	1.7mm	11mm

## RECOMMENDED FASTENERS

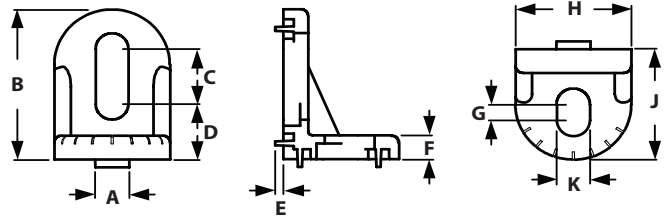
ITEM#	SLOT	QTY	DESCRIPTION
651344	10	3	M8 x 16mm SHCS
671350	10	3	M8 Hammer Nut

# TSLOTS Hardware

## TURNING ANGLE 30



◦ Connects to extrusion at various angles from 0° to 180°  
 ◦ Die-cast aluminum



ITEM#	SLOT	A	B	C	D	E	F	G	H	J	K
671234	8/10	8mm	38mm	14mm	14mm	2mm	6mm	4mm	28mm	28mm	8mm

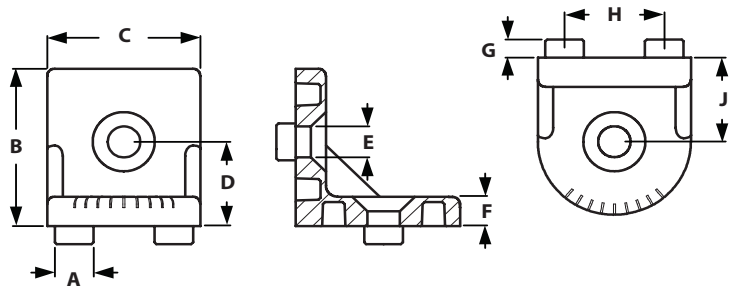
### RECOMMENDED FASTENERS

ITEM#	SLOT	QTY	DESCRIPTION
651343 & 671055	8	2	M8 x 12mm BHSCS & M8 Self-Aligning Tnut
651345 & 671350	10	2	M8 x 16mm BHSCS & M8 Hammer Nut

## TURNING ANGLE 45



◦ Connects to extrusion at various angles from 0° to 180°  
 ◦ Die-cast aluminum



ITEM#	SLOT	A	B	C	D	E	F	G	H	J
671235	10	10mm	43mm	40mm	23mm	8.5mm	8mm	5mm	26mm	23mm

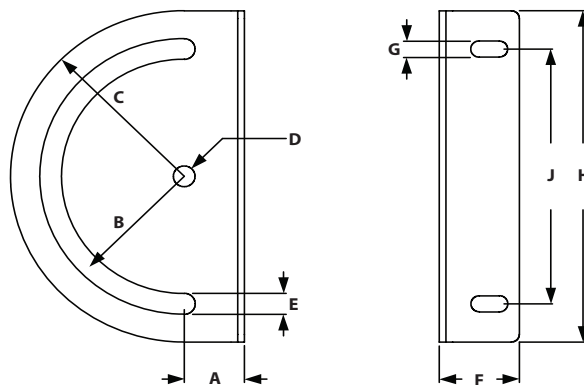
### RECOMMENDED FASTENERS

ITEM#	SLOT	QTY	DESCRIPTION
651576	10	2	M8 x 18mm FHSCS
671350	10	2	M8 Hammer Nut

## PIVOT ANGLE 130



- Connects to extrusion at an adjustable angle
- Zinc plated



ITEM#	SLOT	A	B	C	D	E	F	G	H	J
671233	10	22.5mm	R50	R65	8.1mm	8.2mm	30mm	6.3mm	130mm	100mm

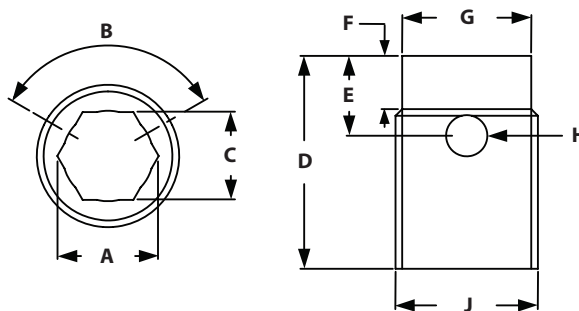
### RECOMMENDED FASTENERS

ITEM#	SLOT	QTY	DESCRIPTION
651332	10	2	M6 x 12mm SHCS
671348	10	2	M6 Hammer Nut

## CUTTING BUSHING



- For reduction from bore hole 10.2 mm to M8 thread
- Steel
- Cutting bushing tool comes separate



ITEM#	A	B	C	D	E	F	G	H	J
671076	M8	120°	6.6mm	16mm	6mm	4mm	9.7mm	3.1mm	10.7mm

## CUTTING BUSH TOOL

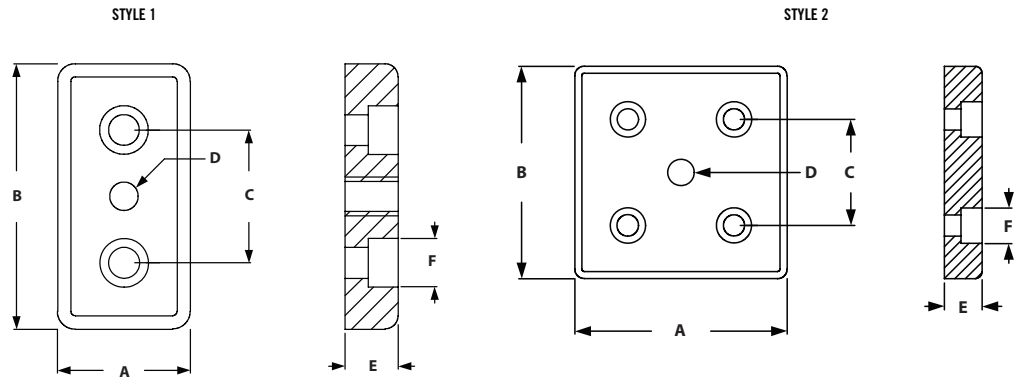
ITEM#  
671077

# TSLOTS Hardware

## BASE PLATE



- To mount leveling feet, rollers, hooks or similar components
- Connects to the extrusion slot
- Die-cast zinc



ITEM#	STYLE	A	B	C	D-THREAD	E	F
671126	1	30mm	60mm	30mm	M8	12mm	M8 SHCS
671128	1	30mm	60mm	30mm	M10	12mm	M8 SHCS
671130	1	30mm	60mm	30mm	M12	12mm	M8 SHCS
671132	1	30mm	60mm	30mm	M14	12mm	M8 SHCS
671144	1	45mm	90mm	45mm	M10	16mm	M12 SHCS
671146	1	45mm	90mm	45mm	M12	16mm	M12 SHCS
671148	1	45mm	90mm	45mm	M14	16mm	M12 SHCS
671150	1	45mm	90mm	45mm	M16	16mm	M12 SHCS
671152	1	45mm	90mm	45mm	M20	16mm	M12 SHCS
671196	2	90mm	90mm	45mm	M10	16mm	M12 SHCS
671198	2	90mm	90mm	45mm	M12	16mm	M12 SHCS
671200	2	90mm	90mm	45mm	M14	16mm	M12 SHCS
671202	2	90mm	90mm	45mm	M16	16mm	M12 SHCS
671204	2	90mm	90mm	45mm	M20	16mm	M12 SHCS

### RECOMMENDED FASTENERS (EXTRUSION END)

ITEM#	SLOT	STYLE	QTY	DESCRIPTION
651342	8	1	2	M8 x 12mm SHCS
683038	10	2	4	M12 x 30mm LHCS

### RECOMMENDED FASTENERS (EXTRUSION SLOT)

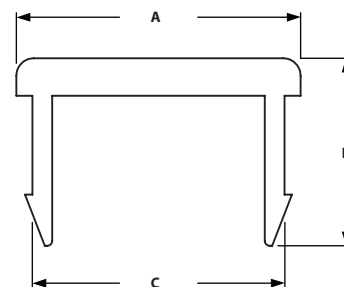
ITEM#	SLOT	STYLE	QTY	DESCRIPTION
651342 & 671055	8	1	2	M12x 12mm SHCS & M8 Self-Aligning Trut



## COVER PROFILE



◦ Covers the slot of the extrusion

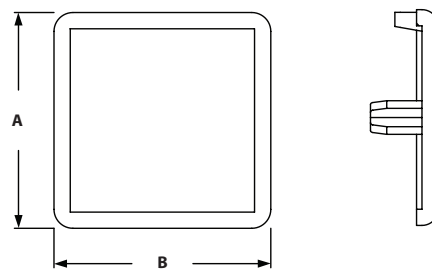


ITEM#	SLOT	COLOR	LENGTH	A	B	C
671020	8	Black	2 Meters	8.8mm	3.8mm	8.2mm
671612	8	Yellow	2 Meters	8.8mm	3.8mm	8.2mm
671613	8	Grey	2 Meters	8.8mm	3.8mm	8.2mm
671019	10	Black	2 Meters	11.5mm	7.5mm	10.2mm
671614	10	Yellow	2 Meters	11.5mm	7.5mm	10.2mm
671615	10	Grey	2 Meters	11.5mm	7.5mm	10.2mm

## END CAPS



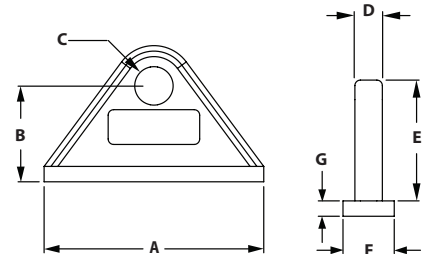

◦ Covers the end of the extrusion profiles  
◦ Fiberglass reinforced nylon



ITEM#	SERIES	TYPE	A	B
671001	30	Pin	22.5mm	45mm
671000	30	Pin	30mm	30mm
671013	30	Pin	30mm	60mm
671008	40	Pin	40mm	40mm
671002	45	Pin	45mm	45mm
671003	45	Pin	45mm	60mm
671009	45	Pin	45mm	90mm
671004	45	Pin	60mm	60mm
671007	45	Pin	60mm	90mm
671006	45	Pin	90mm	90mm

# TSLOTS Hardware

## TOOL HANGERS



- Ideal for hanging air tools, cable reels, heavy door panels or transporting cables
- Fiberglass reinforced nylon

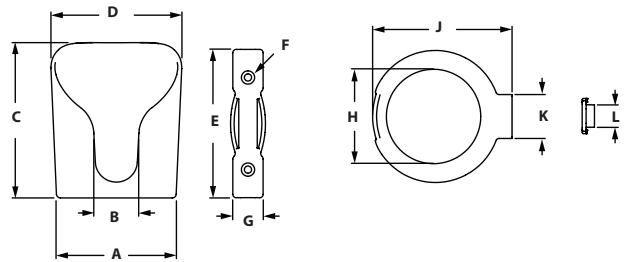
ITEM#	SLOT	A	B	C	D	E	F	G
655096	8/10	60mm	26mm	10.5mm	8/10mm	32.8mm	15mm	4.2mm
671025	8/10	60mm	26mm	10.5mm	8/10mm	32.8mm	19mm	4.2mm

ITEM#	SLOT
671018	Snap Hook Tool

## CUP HOLDER



- To securely put down drinks, bottles, and cans
- Holds thermo bags, oil cans, or drills



ITEM#	VERSION	A	B	C	D	E	F	G	H	J	K	L
671078	Open Bottom	93mm	34mm	118mm	100mm	112mm	5.5mm	23mm	71mm	106mm	33mm	17mm
671079	Closed Bottom	93mm	34mm	118mm	100mm	112mm	5.5mm	23mm	N/A	106mm	33mm	17mm

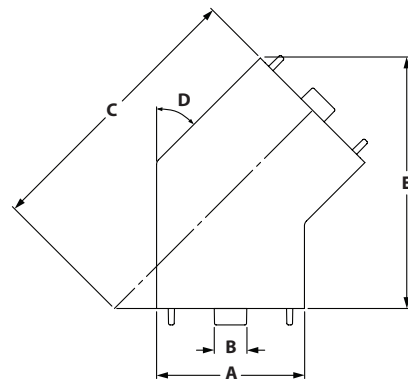
## RECOMMENDED FASTENERS

ITEM#	SLOT	QTY	DESCRIPTION
682924 & 671338	8	2	M5 x 16mm FHSCS & M5 Hammer Nut
651582 & 671347	10	2	M5 x 20mm FHSCS & M5 Hammer Nut

## 45° ANGLE CONNECTOR



- Connects 2 extrusions at end at a 45° angle
- Die-cast aluminum and Nylon for cover cap
- Included fasteners- 2 Self-forming screws S12 x 30mm, 1 Hammer head screw M8 x 20, 1 flange nut M8



ITEM#	SLOT	A	B	C	D	E
671640	10	45.00mm	10.00mm	85.30mm	45°	76.20mm

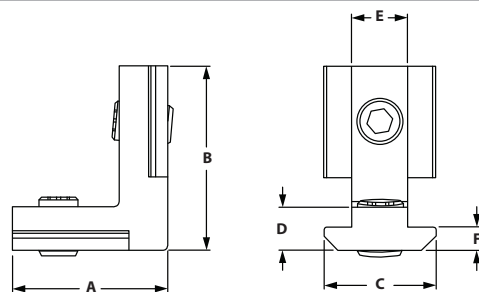
### INCLUDED FASTENERS

ITEM#	SLOT	QTY	DESCRIPTION
671115	10	2	Self threaded M12 x 30mm
671372	10	1	M8 x 20mm Hammer Head
671610	10	1	M8 Flange Nut

## INNER CONNECTORS



- Connects two extrusions at a 90° angle
- No machining required



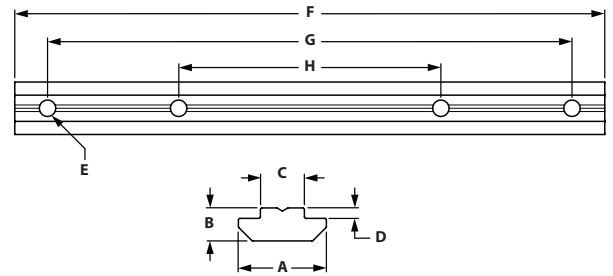
ITEM#	SLOT	A	B	C	D	E	F
671653	6	21.00mm	21.00mm	11.30mm	4.50mm	6.00mm	3.00mm
671654	8	21.00mm	30.00mm	15.80mm	7.80mm	8.00mm	6.00mm
671655	10	32.00mm	38.00mm	19.00mm	8.80mm	10.00mm	3.80mm

# TSLOTS Hardware

## CONNECTION STRIPS



- End-to-end connection for two extrusions
- No machining required
- Fasteners included

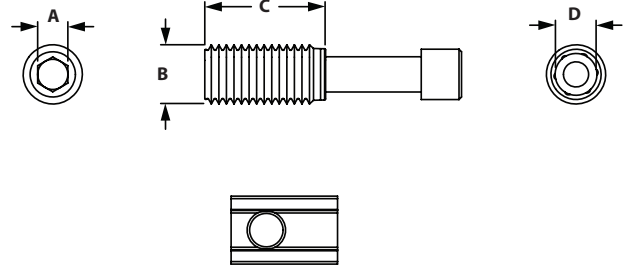


ITEM#	SLOT	A	B	C	D	E	F	G	H
671644	8	16.00mm	6.00mm	8.00mm	1.90mm	M6	180.00mm	160.00mm	80.00mm
671643	10	19.50mm	10.60mm	10.00mm	5.10mm	M8	180.00mm	158.00mm	28.00mm

## T-MATIC CONNECTORS




- Connects two extrusions at a 90° angle
- No machining required
- T-nut included

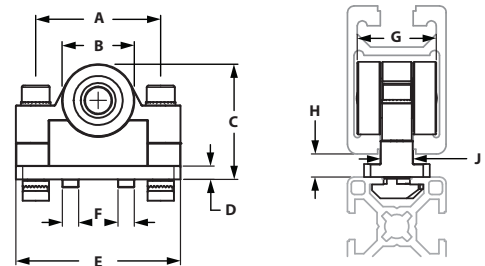


ITEM#	SLOT	EXTRUSION	A	B	C	D
671647	8	30mm	5.00mm	11.50mm	24.00mm	T45
671645	10	45mm	6.00mm	12.00mm	24.00mm	T50

## C-CHANNEL SLIDING DOOR ROLLER



- Movable suspension for sliding doors built for profile item 670086
- M5 Hammer nuts, screws, and washers are included
- Used with slot 8 B-Series extrusions

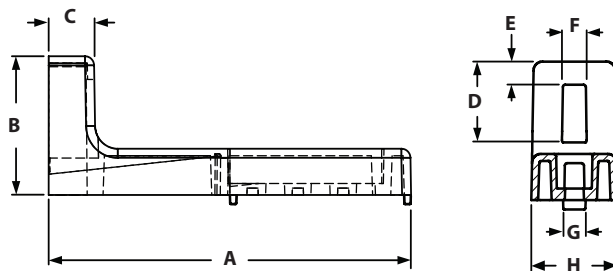


ITEM#	SLOT	EXTRUSION	A	B	C	D	E	F	G	H	J
671724	8	30mm	5.00mm	22.00mm	35.00mm	4.00mm	50.00mm	8.00mm	24.00mm	6.00mm	10.00mm

## FLOOR MOUNT BRACKETS



- Connect extrusion to floor vertically
- Die-cast zinc



ITEM#	SLOT	EXTRUSION USE	A	B	C	D	E	F	G	H
671095	8	30 mm	120.00mm	45.00mm	15.00mm	15.00mm	30.00mm	8.00mm	10.00mm	19.00mm
671099	10	40 mm	160.00mm	60.00mm	20.00mm	20.00mm	38.00mm	10.00mm	10.00mm	25.00mm

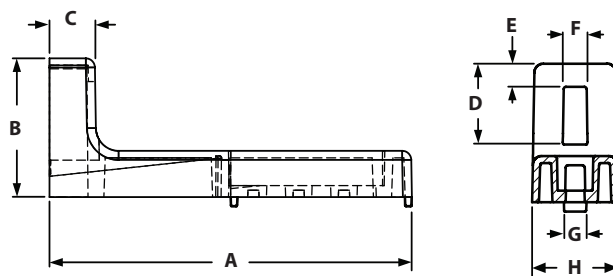
### RECOMMENDED FASTENERS

ITEM#	SLOT	QTY	DESCRIPTION
699932 & 671339	8	2	M6 x 10mm SHCS & M6 Hammer Nut
651344 & 671350	10	2	M8 x 16mm SHCS & M8 Hammer Nut

## ADJUSTABLE FLOOR MOUNT BRACKETS



- Connect extrusion to floor vertically adjustable; with adjustmet screw and threaded plate
- Die-cast zinc




ITEM#	SLOT	EXTRUSION USE	A	B	C	D	E	F	G	H
671096	8	30 mm	120.00mm	45.00mm	15.00mm	15.00mm	30.00mm	8.00mm	10.00mm	19.00mm
671100	10	40 mm	160.00mm	60.00mm	20.00mm	20.00mm	38.00mm	10.00mm	10.00mm	25.00mm

### RECOMMENDED FASTENERS

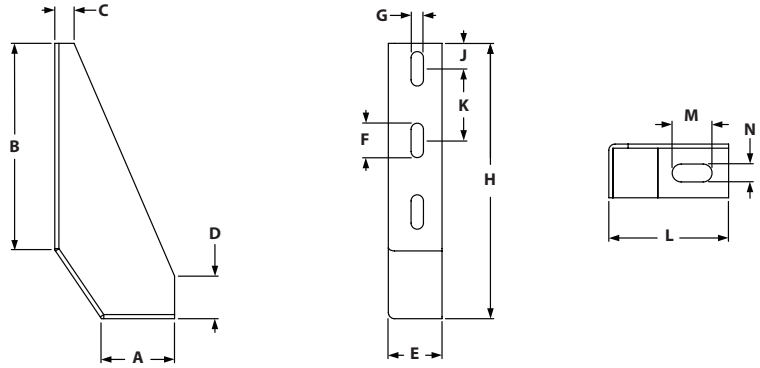
ITEM#	SLOT	QTY	DESCRIPTION
699932 & 671339	8	2	M6 x 10mm SHCS & M6 Hammer Nut
651344 & 671350	10	2	M8 x 16mm SHCS & M8 Hammer Nut

# TSLOTS Hardware

## FLOOR BRACKETS



◦ Material: Zinc Plated Steel



ITEM#	SLOT	EXTRUSION USE
671101	8/10	45 mm

A	B	C	D	E	F	G	H	J	K	L	M	N
53.00mm	150.00mm	14.00mm	31.00mm	42.00mm	25.00mm	9.00mm	200.00mm	18.50mm	52.00mm	87.00mm	29.00mm	13.00mm

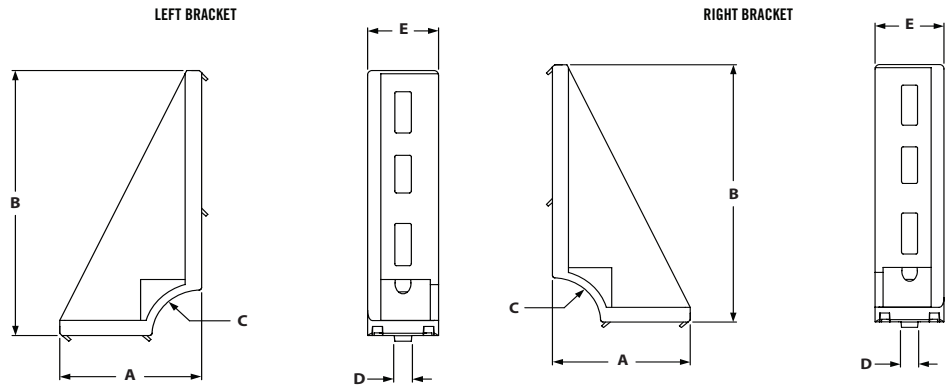
### RECOMMENDED FASTENERS

ITEM#	SLOT	QTY	DESCRIPTION
651546 & 671339	8	3	M6 x 14mm SHCS & M6 Hammer Nut
651344 & 671350	10	3	M8 x 16mm SHCS & M8 Hammer Nut

## FLOOR BRACKETS 45



◦ Material: Die-cast aluminum



ITEM#	SLOT	EXTRUSION USE	STYLE	A	B	C	D	E
671208	10	45 mm	Left	86.00mm	175.00mm	30°	10.00mm	43.00mm
671209	10	45 mm	Right	86.00mm	175.00mm	30°	10.00mm	43.00mm

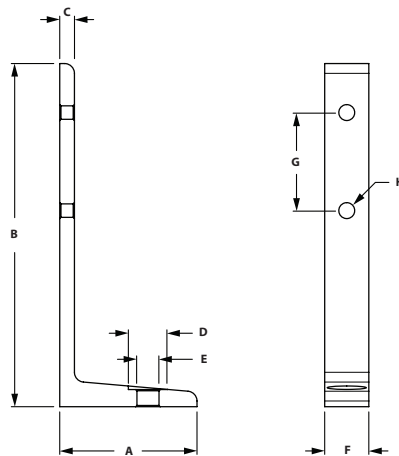
### RECOMMENDED FASTENERS

ITEM#	SLOT	QTY	DESCRIPTION
651346 & 671059	10	2	M8 x 20mm SHCS & Self-Aligning Tnut

## 2 HOLE FLOOR MOUNT BRACKET



- Strong economy base plates
- Bolts directly in the T-Slot
- Allows vertical adjustments



ITEM#	SLOT	EXTRUSION USE	A	B	C	D	E	F	G	H
671716	8	30 mm	56.00mm	140.00mm	6.00mm	22.00mm	11.00mm	27.00mm	40.00mm	7.00mm
671717	10	45 mm	56.00mm	140.00mm	6.00mm	29.50mm	13.50mm	41.00mm	40.00mm	9.00mm

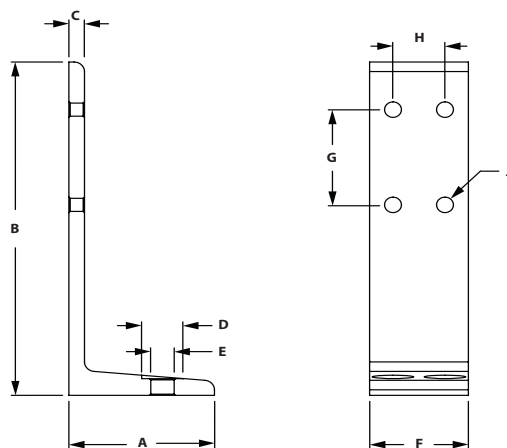
### RECOMMENDED FASTENERS

ITEM#	SLOT	QTY	DESCRIPTION
651334 & 671339	8	2	M6 x 16mm SHCS & M6 Hammer Nut
651344 & 671350	10	2	M8 x 16mm SHCS & M8 Hammer Nut

## 4 HOLE FLOOR MOUNT BRACKET



- Strong economy base plates
- Bolts directly in the T-Slot
- Allows vertical adjustments



ITEM#	SLOT	EXTRUSION USE	A	B	C	D	E	F	G	H	J
671704	8	30 mm	56.00mm	140.00mm	6.00mm	22.00mm	11.00mm	30.00mm	40.00mm	57.00mm	7.00mm
671705	10	45 mm	56.00mm	140.00mm	6.00mm	29.50mm	13.50mm	45.00mm	40.00mm	86.00mm	9.00mm

### RECOMMENDED FASTENERS

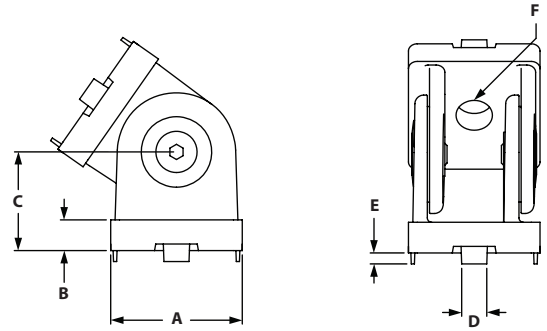
ITEM#	SLOT	QTY	DESCRIPTION
651334 & 671339	8	4	M6 x 16mm SHCS & M6 Hammer Nut
651344 & 671350	10	4	M8 x 16mm SHCS & M8 Hammer Nut

# Pivot Joints

## PIVOT JOINT 30



- Bushing enables pivot to be both structural and dynamic
- Locating pins can be removed to accommodate both extrusion end and side mount assembly



ITEM#	MATERIAL	SLOT	A	B	C	D	E	F
671102	Die Cast Zinc	8	30mm	7mm	22.5mm	8mm	2.5mm	8.3mm

### RECOMMENDED FASTENERS (TO EXTRUSION SLOT)

BOLT ITEM	TNUT ITEM	QTY	BOLT	TNUT TYPE
651575	671055	2	M8 x 14mm SHCS	Self-Aligning

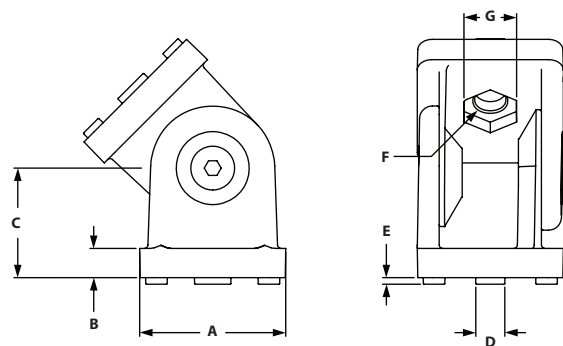
### RECOMMENDED FASTENERS (TO EXTRUSION END)

BOLT ITEM	QTY	BOLT
651350	2	M8 x 25mm SHCS

## PIVOT JOINT 40



- Bushing enables pivot to be both structural and dynamic
- Locating pins can be removed to accommodate both extrusion end and side mount assembly



ITEM#	MATERIAL	SLOT	A	B	C	D	E	F	G
664088	Die Cast Zinc	8/10	40mm	8mm	30mm	8/10	1.8mm	8.5mm	14mm

### RECOMMENDED FASTENERS (TO EXTRUSION SLOT)

BOLT ITEM	TNUT ITEM	QTY	BOLT	TNUT TYPE
651344	671059	2	M8 x 16mm SHCS	Self-Aligning

### RECOMMENDED FASTENERS (TO EXTRUSION END)

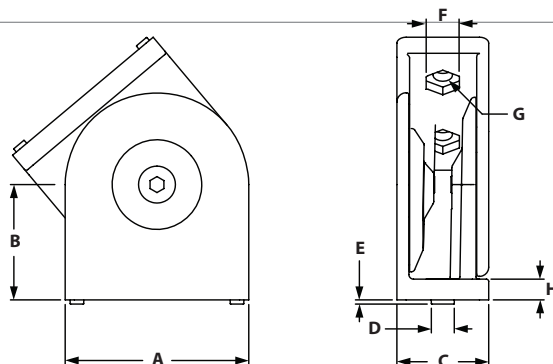
BOLT ITEM	QTY	BOLT
651354	2	M8 x 30mm SHCS
671076	2	Cutting Bushing M10 to M8



## PIVOT JOINT 4080



- Bushing enables pivot to be both structural and dynamic
- Locating pins can be removed to accommodate both extrusion end and side mount assembly



ITEM#	MATERIAL	SLOT	A	B	C	D-SLOT	E	F	G	H
671103	Die Cast Zinc	8/10	80mm	50mm	40mm	8/10	2.8mm	14mm	8.4mm	9mm


### RECOMMENDED FASTENERS (TO EXTRUSION SLOT)

BOLT ITEM	TNUT ITEM	QTY	BOLT	TNUT TYPE
651344	671059	4	M8 x 16mm SHCS	Self-Aligning

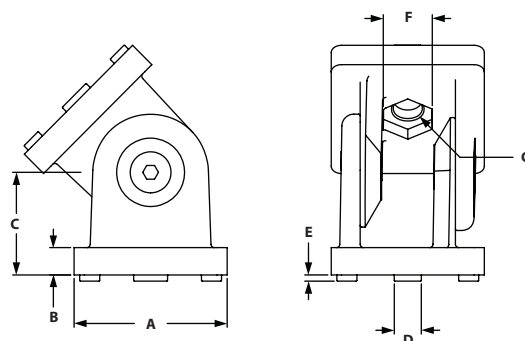
### RECOMMENDED FASTENERS (TO EXTRUSION END)

BOLT ITEM	QTY	BOLT
651354	4	M8 x 30mm SHCS
671076	4	Cutting Bushing M10 to M8

## PIVOT JOINT 45



- Bushing enables pivot to be both structural and dynamic
- Locating pins can be removed to accommodate both extrusion end and side mount assembly



ITEM#	MATERIAL	SLOT	A	B	C	D-SLOT	E	F	G
671106	Die Cast Zinc	10	45mm	8mm	30mm	8/10	1.8mm	14mm	8.5mm

### RECOMMENDED FASTENERS (TO EXTRUSION SLOT)

BOLT ITEM	TNUT ITEM	QTY	BOLT	TNUT TYPE
651344	671059	2	M8 x 16mm SHCS	Self-Aligning

### RECOMMENDED FASTENERS (TO EXTRUSION END)

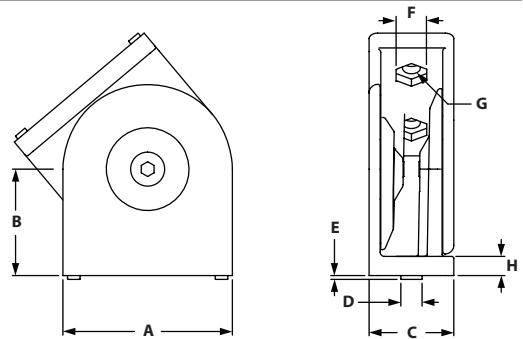
BOLT ITEM	QTY	BOLT
651354	2	M8 x 30mm SHCS
671076	2	Cutting Bushing M10 to M8

# Pivot Joints With Locking Lever

## PIVOT JOINT 4590



- Bushing enables pivot to be both structural and dynamic
- Locating pins can be removed to accommodate both extrusion end and side mount assembly



ITEM#	MATERIAL	SLOT	A	B	C	D-SLOT	E	F	G	H
671105	Die Cast Zinc	10	90mm	50mm	45mm	8/10	2mm	14mm	8.4mm	9mm

### RECOMMENDED FASTENERS (TO EXTRUSION SLOT)

BOLT ITEM	TNUT ITEM	QTY	BOLT	TNUT TYPE
651344	671059	4	M8 x 16mm SHCS	Self-Aligning

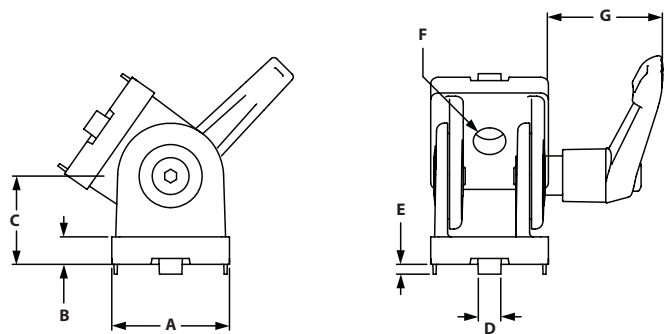
### RECOMMENDED FASTENERS (TO EXTRUSION END)

BOLT ITEM	QTY	BOLT
651354	4	M8 x 30mm SHCS
671076	4	Cutting Bushing M10 to M8

## PIVOT JOINT 30 WITH LOCKING LEVER



- Bushing enables pivot to be both structural and dynamic
- Locating pins can be removed to accommodate both extrusion end and side mount assembly



ITEM#	MATERIAL	SLOT	A	B	C	D-SLOT	E	F	G
671107	Die Cast Zinc	8	30mm	7mm	22.5	8	2.5mm	8.3mm	30mm

### RECOMMENDED FASTENERS (TO EXTRUSION SLOT)

BOLT ITEM	TNUT ITEM	QTY	BOLT	TNUT TYPE
651575	671055	2	M8 x 14mm SHCS	Self-Aligning

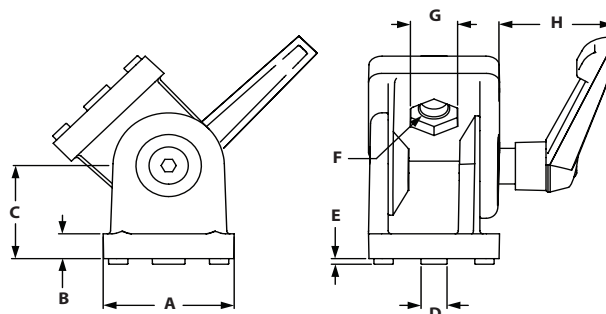
### RECOMMENDED FASTENERS (TO EXTRUSION END)

BOLT ITEM	QTY	BOLT
651350	2	M8 x 25mm SHCS

## PIVOT JOINT 40 WITH LOCKING LEVER



- Bushing enables pivot to be both structural and dynamic
- Locating pins can be removed to accommodate both extrusion end and side mount assembly



ITEM#	MATERIAL	SLOT	A	B	C	D-SLOT	E	F	G	H
664089	Die Cast Zinc	8/10	40mm	8mm	30mm	8/10	1.8mm	8.5mm	14mm	41mm

### RECOMMENDED FASTENERS (TO EXTRUSION SLOT)

BOLT ITEM	TNUT ITEM	QTY	BOLT	TNUT TYPE
651344	671059	2	M8 x 16mm SHCS	Self-Aligning

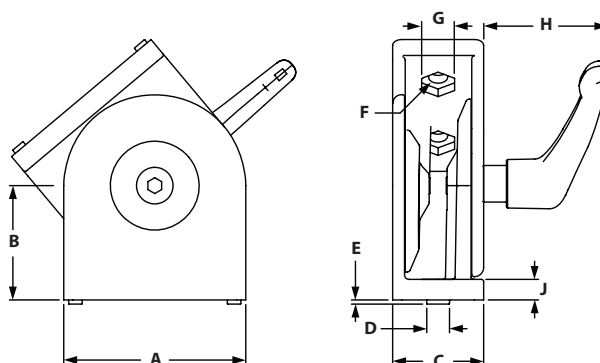
### RECOMMENDED FASTENERS (TO EXTRUSION END)

BOLT ITEM	QTY	BOLT
651354	2	M8 x 30mm SHCS
671076	2	Cutting Bushing M10 to M8

## PIVOT JOINT 4080 WITH LOCKING LEVER



- Bushing enables pivot to be both structural and dynamic
- Locating pins can be removed to accommodate both extrusion end and side mount assembly



ITEM#	MATERIAL	SLOT	A	B	C	D-SLOT	E	F	G	H	J
671108	Die Cast Zinc	8/10	80mm	50mm	40mm	8/10	2.8mm	14mm	8.4mm	9mm	9mm

### RECOMMENDED FASTENERS (TO EXTRUSION SLOT)

BOLT ITEM	TNUT ITEM	QTY	BOLT	TNUT TYPE
651344	671059	4	M8 x 16mm SHCS	Self-Aligning

### RECOMMENDED FASTENERS (TO EXTRUSION END)

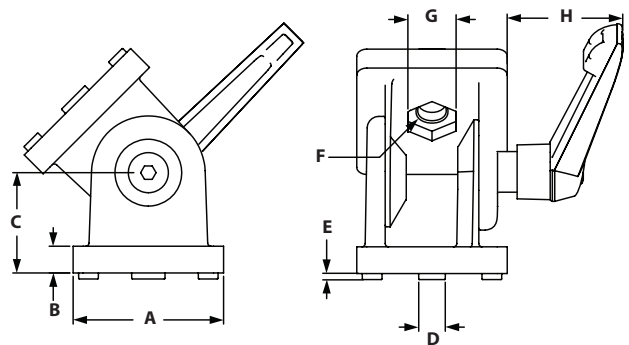
BOLT ITEM	QTY	BOLT
651354	4	M8 x 30mm SHCS
671076	4	Cutting Bushing M10 to M8

# Pivot Joints With Locking Lever

## PIVOT JOINT 45 WITH LOCKING LEVER



- Bushing enables pivot to be both structural and dynamic
- Locating pins can be removed to accommodate both extrusion end and side mount assembly



ITEM#	MATERIAL	SLOT	A	B	C	D-SLOT	E	F	G	H
671111	Die Cast Zinc	10	45mm	8mm	30mm	8/10	1.8mm	8.5mm	14mm	38mm

### RECOMMENDED FASTENERS (TO EXTRUSION SLOT)

BOLT ITEM	TNUT ITEM	QTY	BOLT	TNUT TYPE
651344	671059	2	M8 x 16mm SHCS	Self-Aligning

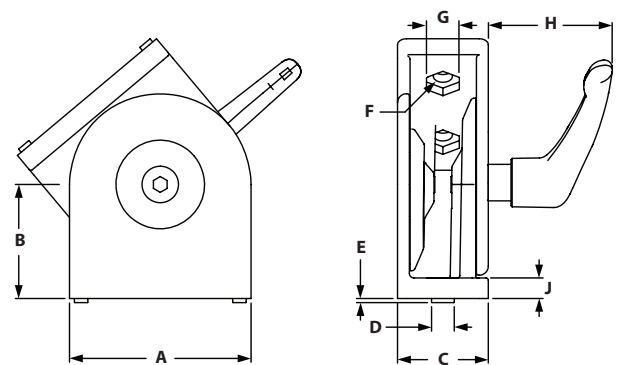
### RECOMMENDED FASTENERS (TO EXTRUSION END)

BOLT ITEM	QTY	BOLT
651354	2	M8 x 30mm SHCS
671076	2	Cutting Bushing M10 to M8

## PIVOT JOINT 4590 WITH LOCKING LEVER



- Bushing enables pivot to be both structural and dynamic
- Locating pins can be removed to accommodate both extrusion end and side mount assembly



ITEM#	MATERIAL	SLOT	A	B	C	D-SLOT	E	F	G	H	J
671110	Die Cast Zinc	10	90mm	50mm	45mm	8/10	8mm	8.4mm	14mm	51.3mm	9mm

### RECOMMENDED FASTENERS (TO EXTRUSION SLOT)

BOLT ITEM	TNUT ITEM	QTY	BOLT	TNUT TYPE
651344	671059	4	M8 x 16mm SHCS	Self-Aligning

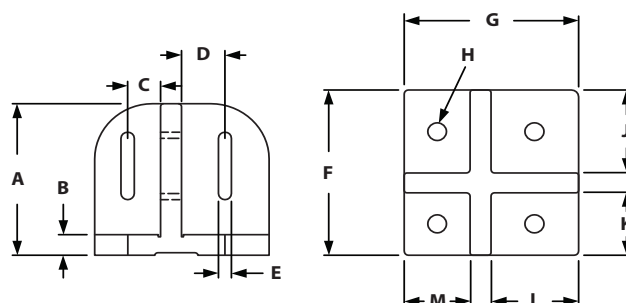
### RECOMMENDED FASTENERS (TO EXTRUSION END)

BOLT ITEM	QTY	BOLT
651354	4	M8 x 30mm SHCS
671076	4	Cutting Bushing M10 to M8

## FG 120MM FOOTPLATE



- Flush mounting of supports
- Die-Cast aluminum
- Mount extrusions as posts



ITEM#	SLOT	A	B	C	D	E	F	G	H	J	K	L	M
671637	10	110mm	15mm	22.5mm	30mm	9mm	120mm	120mm	13mm	60mm	45mm	60mm	45mm

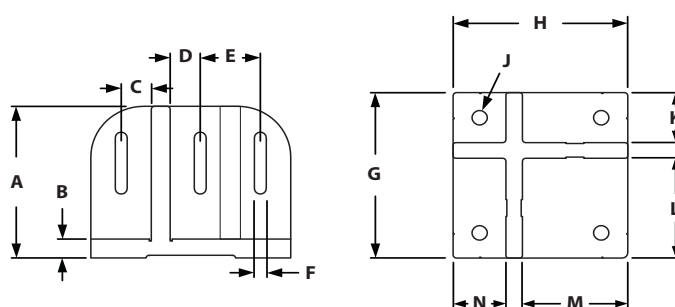
### RECOMMENDED FASTENERS (TO EXTRUSION SLOT)

BOLT ITEM	TNUT ITEM	QTY	BOLT	TNUT TYPE
671376	671610	2-4	M8 x 30mm Hammer Head	Flanged T-Nut

## FG 150MM FOOTPLATE



- Flush mounting of supports
- Die-Cast aluminum
- Mount extrusions as posts



ITEM#	SLOT	A	B	C	D	E	F	G	H	J	K	L	M	N
671638	10	120mm	15mm	25mm	30mm	45mm	9mm	150mm	150mm	13mm	45mm	90mm	90mm	45mm

### RECOMMENDED FASTENERS (TO EXTRUSION SLOT)

BOLT ITEM	TNUT ITEM	QTY	BOLT	TNUT TYPE
671376	671610	2-4	M8 x 30mm Hammer Head	Flanged T-Nut

# CONTENT

## 06 TLOTS Panels

Plastic Panels .....	320-323
PVC Coated Wire Mesh .....	323
Area Calculator Matrix .....	324
Panel Holder & Mesh Retainer Assembly .....	325
Uniblock & Clip Block .....	326
Plug in Profiles .....	327
Cover & Reduction Profile .....	328
Glass Panel Clamp .....	329

## **06 PANELS B-SERIES**

# TSLOTS Panels

## ACRYLIC PANELS



- *Lightweight*
- *Weather resistant*
- *High optical clarity*
- *Great for displays or Partitions*

ITEM#	COLOR	MATERIAL	THICKNESS	STOCK SIZE
655424	Clear	Acrylic	.236" (6mm)	4' x 8'
655425	Clear	Acrylic	.177" (4.5mm)	4' x 8'
655426	White	Acrylic	.236" (6mm)	4' x 8'
655427	White	Acrylic	.177" (4.5mm)	4' x 8'
655428	Black	Acrylic	.236" (6mm)	4' x 8'
655429	Black	Acrylic	.177" (4.5mm)	4' x 8'
655430	Bronze	Acrylic	.236" (6mm)	4' x 8'
655431	Bronze	Acrylic	.177" (4.5mm)	4' x 8'

## POLYCARBONATE PANELS




- *High durability and impact resistance*
- *High optical clarity*
- *Highly machinable*
- *Great for enclosures, guarding, or safety applications*

ITEM#	COLOR	MATERIAL	THICKNESS	STOCK SIZE
655432	Clear	Polycarbonate	.236" (6mm)	4' x 8'
655433	Clear	Polycarbonate	.177" (4.5mm)	4' x 8'
682883	Clear	Polycarbonate	.375" (9.5mm)	4' x 8'
682884	Clear	Polycarbonate	.500" (12.7mm)	4' x 8'
655448	Gray	Polycarbonate	.236" (6mm)	4' x 8'
655449	Gray	Polycarbonate	.177" (4.5mm)	4' x 8'
655434	Bronze	Polycarbonate	.236" (6mm)	4' x 8'
655435	Bronze	Polycarbonate	.177" (4.5mm)	4' x 8'

- *Machining Service – Panel Cut to Size 660062 & 660063*
- *Panels are ordered by the sq. ft.*
- *For custom panels contact Tslots. See page 4 for information*



## HDPE PANELS



- Textured on both sides
- Impact and corrosion resistant
- Highly machinable
- Great for enclosures, guarding, or safety applications

ITEM#	COLOR	MATERIAL	THICKNESS	STOCK SIZE
655690	Black	HDPE	.236" (6mm)	4' x 8'
655691	Blue	HDPE	.236" (6mm)	4' x 8'
655695	Red	HDPE	.236" (6mm)	4' x 8'

## HAIRCELL ABS PANELS



- One smooth side and one textured side
- Impact resistant
- Highly machinable
- Great for workstations and partitions

ITEM#	COLOR	MATERIAL	THICKNESS	STOCK SIZE
655436	Black	Haircell ABS	.236" (6mm)	4' x 8'
655437	Black	Haircell ABS	.177" (4.5mm)	4' x 8'

- Machining Service – Panel Cut to Size 660062 & 660063
- Panels are ordered by the sq. ft.
- For custom panels contact Tslots. See page 4 for information

# TSLOTS Panels

## EXPANDED PVC PANELS



- Chemical and weather resistant
- Lightweight
- Highly machinable
- Great for displays and partitions

ITEM#	COLOR	MATERIAL	THICKNESS	STOCK SIZE
655440	Black	Expanded PVC	.236" (6mm)	4' x 8'
655441	Black	Expanded PVC	.118" (3mm)	4' x 8'
655442	Red	Expanded PVC	.236" (6mm)	4' x 8'
655443	Red	Expanded PVC	.118" (3mm)	4' x 8'
655444	Blue	Expanded PVC	.236" (6mm)	4' x 8'
655445	Blue	Expanded PVC	.118" (3mm)	4' x 8'
655446	Gray	Expanded PVC	.236" (6mm)	4' x 8'
655447	Gray	Expanded PVC	.118" (3mm)	4' x 8'
655438	White	Expanded PVC	.236" (6mm)	4' x 8'
655439	White	Expanded PVC	.118" (3mm)	4' x 8'
682882	Clear	PVC	.236" (6mm)	4' x 8'
655450	Yellow	Expanded PVC	.236" (6mm)	4' x 8'
655451	Yellow	Expanded PVC	.118" (3mm)	4' x 8'

## ALUMALITE PANELS



- Weather resistant
- High durability
- Lightweight alternative to solid aluminum plate
- Great for workstations, enclosures, or displays

ITEM#	COLOR	MATERIAL	THICKNESS	STOCK SIZE
655452	Blue	Alupalite	.236" (6mm)	4' x 8'
655454	Silver	Alupalite	.236" (6mm)	4' x 8'

- Machining Service – Panel Cut to Size 660062 & 660063
- Panels are ordered by the sq. ft.
- For custom panels contact Tslots. See page 4 for information

## ALUCOBOND PANELS



- Weather resistant
- High durability
- Lightweight alternative to solid aluminum plate
- Great for workstations, enclosures, or displays
- Platinum only on one side
- Aluminum sheets separated by thermoplastic core

ITEM#	COLOR	MATERIAL	THICKNESS	STOCK SIZE
655457	Platinum	Alucobond	.157" (4mm)	4' x 8'

## DIE BOND PANELS



- Weather resistant
- High durability
- Lightweight alternative to solid aluminum plate
- Great for workstations, enclosures, or displays
- White on one side and black on the other side

ITEM#	COLOR	MATERIAL	THICKNESS	STOCK SIZE
655857	White/Black	Diebond	.118" (3mm)	4' x 8'

## WIRE MESH



- Great for workstations, enclosures, or displays
- See page 447 for cutting
- Use calculation matrix on page 322 to measure area

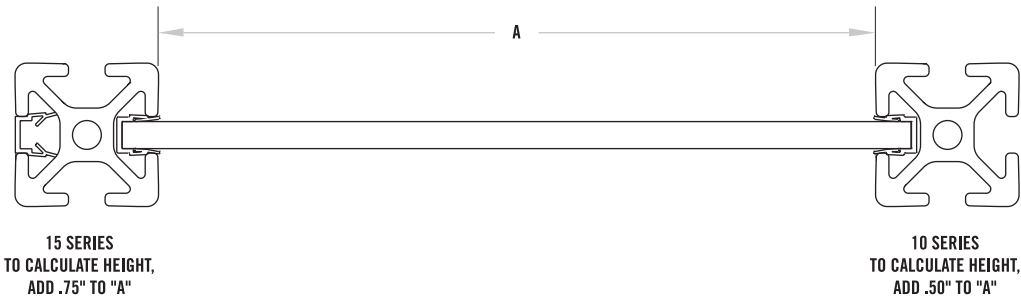
ITEM#	SIZE	COLOR	MATERIAL	GAUGE	OVERALL THICKNESS	STOCK SIZE
655318	.5" x .5"	Black	PVC	16	.16	4' x 8'
655319	.5" x .5"	Yellow	PVC	16	.16	4' x 8'
655316	1" x 1"	Black	PVC	12	.12	4' x 8'
655317	1" x 1"	Yellow	PVC	12	.12	4' x 8'
655818	2" x 2"	Black	PVC	12	.210"	4' x 8'
655830	2" x 2"	Yellow	PVC	12	.210"	4' x 8'

# TSLOTS Panels

## AREA CALCULATION MATRIX

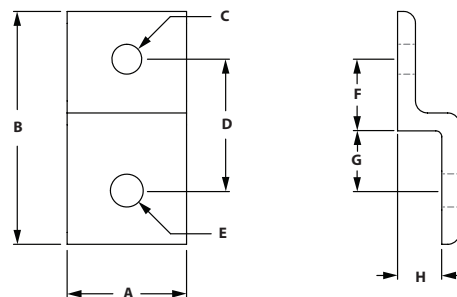
### HOW TO USE THE MATRIX

- Round both length and width dimensions up to the next 6" increment
- Find the length and width along the top and side of area calculation matrix
- Find the area in square feet at the intersection of the length and width matrix



		WIDTH									
		6"	12"	18"	24"	30"	36"	42"	48"	54"	60"
LENGTH	6"	0.25	0.50	0.75	1.00	1.25	1.50	1.75	2.00	2.25	2.50
	12"	0.50	1.00	1.50	2.00	2.50	3.00	3.50	4.00	4.50	5.00
	18"	0.75	1.50	2.25	3.00	3.75	4.50	5.25	6.00	6.75	7.50
	24"	1.00	2.00	3.00	4.00	5.00	6.00	7.00	8.00	9.00	10.00
	30"	1.25	2.50	3.75	5.00	6.25	7.50	8.75	10.00	11.25	12.50
	36"	1.50	3.00	4.50	6.00	7.50	9.00	10.50	12.00	13.50	15.00
	42"	1.75	3.50	5.25	7.00	8.75	10.50	12.25	14.00	15.75	17.50
	48"	2.00	4.00	6.00	8.00	10.00	12.00	14.00	16.00	18.00	20.00
	54"	2.25	4.50	6.75	9.00	11.25	13.50	15.75	18.00	20.25	22.50
	60"	2.50	5.00	7.50	10.00	12.50	15.00	17.50	20.00	22.50	25.00
	66"	2.75	5.50	8.25	11.00	13.75	16.50	19.25	22.00	24.75	27.50
	72"	3.00	6.00	9.00	12.00	15.00	18.00	21.00	24.00	27.00	30.00
	78"	3.25	6.50	9.75	13.00	16.25	19.50	22.75	26.00	29.25	32.50
	84"	3.50	7.00	10.50	14.00	17.50	21.00	24.50	28.00	31.50	35.00
	90"	3.75	7.50	11.25	15.00	18.75	22.50	26.25	30.00	33.75	37.50
	96"	4.00	8.00	12.00	16.00	20.00	24.00	28.00	32.00	36.00	40.00
	102"	4.25	8.50	12.75	17.00	21.25	25.50	29.75	34.00	38.25	42.50
108"	4.50	9.00	13.50	18.00	22.50	27.00	31.50	36.00	40.50	45.00	

## PANEL HOLDER

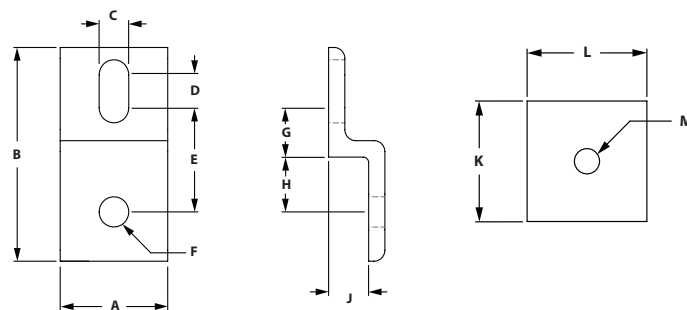



ITEM#	SLOT	A	B	C	D	E	F	G	H
671714	10	45.00mm	88.00mm	M8	49.00mm	9.00mm	26.50mm	22.50mm	17.50mm

### RECOMMENDED FASTENERS (EXTRUSION SLOT)

ITEM#	SLOT	QTY	DESCRIPTION
651581	10	1	M8 x 18mm BHSCS
671350	10	1	M8 Hammer Nut

## WIRE MESH RETAINER WITH BACK BACK PLATE



ITEM#	SLOT	A	B	C	D	E	F	G	H	J	K	L	M
671715	10	45.00mm	88.00mm	9.00mm	18.00mm	40.00mm	9.00mm	17.50mm	22.50mm	17.50mm	45.00mm	45.00mm	M8

### RECOMMENDED FASTENERS (EXTRUSION SLOT)

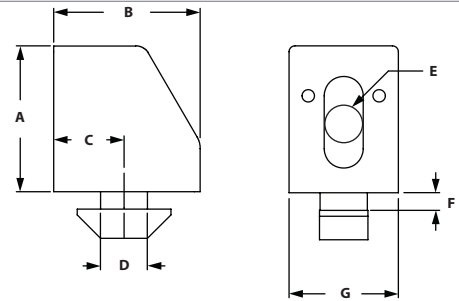
ITEM#	SLOT	QTY	DESCRIPTION
651581	10	1	M8 x 18mm BHSCS
671350	10	1	M8 Hammer Nut

# TLOTS Panel Hardware

## UNIBLOCKS



- Uniblock inserts from the top then twists 90° to lock into place.
- Made of Black Nylon
- .5" offset from edge for hole placement of panel.

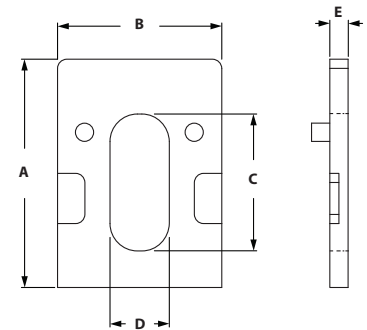


ITEM#	SLOT	A	B	C	D	E-THREAD	F	G
671236	8	25mm	18.5mm	7mm	8mm	M6	2.2mm	18.5mm
671237	8	25mm	18.5mm	7mm	8mm	1/4-20	2.2mm	18.5mm
671242	10	25mm	25mm	8.5mm	10mm	M6	5.8mm	18.5mm
671238	10	25mm	25mm	9.5mm	10mm	M6	5.8mm	18.5mm
671240	10	25mm	25mm	14mm	10mm	M6	5.5mm	18.5mm
671241	10	25mm	25mm	14mm	10mm	1/4-20	5.5mm	18.5mm

## UNIBLOCK SPACERS



- Work with panel mount block to increase thickness
- Allows for offset panel mounting
- Reduces movement and vibration

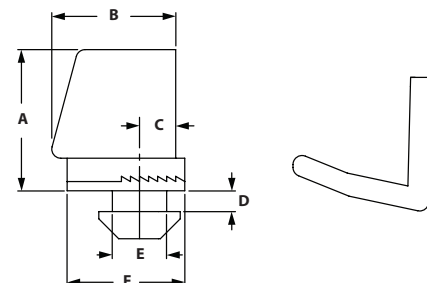


ITEM#	SLOT	A	B	C	D	E
671046	8/10	25mm	18.5mm	15mm	6.5mm	3mm
671047	8/10	25mm	18.5mm	15mm	6.5mm	5mm

## CLIP BLOCK



- Requires no machining or hardware
- Clip secures the panel to the block and the block increases stability to the panel
- Clip can be removed with a flat head screwdriver

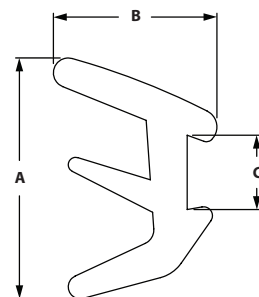


ITEM#	SLOT	A	B	C	D	E	F
671048	8	21mm	18mm	7mm	2.2mm	8mm	19.5mm
671049	10	21mm	18mm	14mm	5.8mm	10mm	19.5mm

## PLUG IN PROFILE



- Secure panels in the slot and fill the slot
- This is sold in meters
- For panels 2-4mm for slot 8
- For panels 4-6mm for slot 10



**ITEM#**  
671021

**SLOT**  
8/10

**A**  
18mm

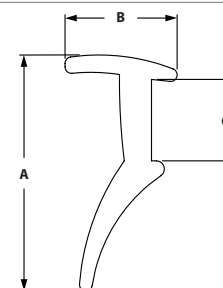
**B**  
10.5mm

**C**  
4.7mm

## PLUG IN PROFILE



- Secure panels in the slot and fill the slot
- This is sold in meters
- For panels 4-6mm for slot 8
- For panels 6-8mm for slot 10



**ITEM#**  
671022

**SLOT**  
8/10

**A**  
13.4mm

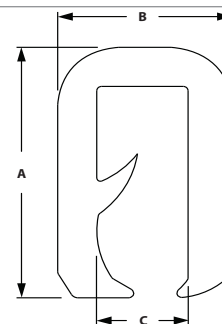
**B**  
6.5mm

**C**  
4.7mm

## WIRE EDGE COVER



- Applied to the edge of wire mesh to prevent cuts
- Creates a clean and a safe guarding



**ITEM#**  
655312

**COLOR**  
Black

**MATERIAL**  
PVC/Aluminum

**A**  
13.80mm

**B**  
9.00mm

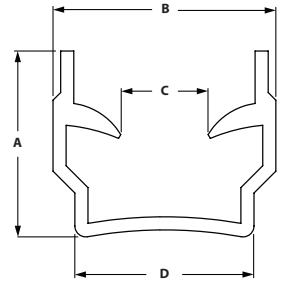
**C**  
4.75mm

# TLOTS Panel Hardware

## COVER AND REDUCTION PROFILE




- To cover size 8 profile slots
- Secures panels with a thickness of 2-6 mm



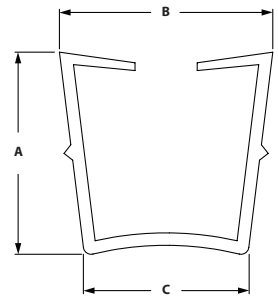
ITEM#	SLOT	LENGTH
671023	8	2 Meters

A	B	C	D
8.8mm	10.2mm	1.5mm	8.2mm

## COVER AND REDUCTION PROFILE



- To cover size 10 profile slots
- Secures panels with a thickness of 2-8 mm



ITEM#	SLOT	LENGTH
671024	10	2 Meters

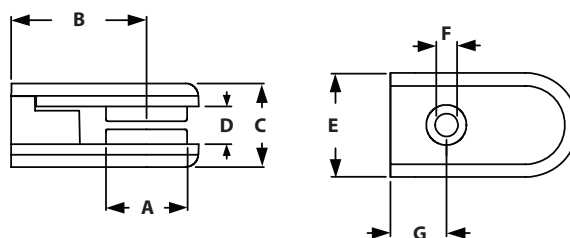
A	B	C
12.8mm	13.7mm	10.2mm



## GLASS PANEL CLAMP



- To fix glass and other panels to extrusion
- Die-cast zinc
- For panels 2-9.5mm
- Included fasteners- M5 x 16mm SHCS Bright Zinc (connect clamps together) and 5 rubber pads for panels



ITEM#	SLOT	A	B	C	D	E	F	G
671043	8/10	19.5mm	32.5mm	20mm	9mm	25mm	5.5mm	13.5mm

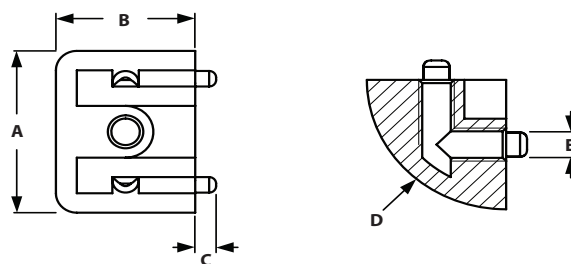
### RECOMMENDED FASTENERS

SLOT	QTY	BOLT ITEM	BOLT	TNUT	TYPE
8	1 EA	699938	M5 x 14mm BHCS	671325	Roll-In
10	1 EA	699133	M5 x 18mm SHCS	671347	Hammer Nut

## GLASS PANEL CORNER CONNECTION



- To make corner connection with two panels using two glass panel clamps
- Die-cast zinc
- Included fasteners- 2 screws M5 x 12mm SHCS Bright Zinc



ITEM#	SLOT	B	C	D	E
671044	8/10	20mm	3mm	R20	M5

# CONTENT

## 02 Structural Extrusions

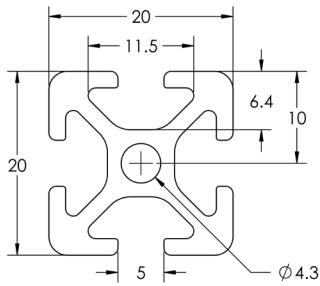
Metric Extrusion . . . . .	332-354
----------------------------	---------

## **02 METRIC EXTRUSIONS**

# Metric Extrusions

Clear Anodized - **650045**  
 Black Anodized - **650145**  
 Yellow Powdercoat - **650245**

## TS20-20M



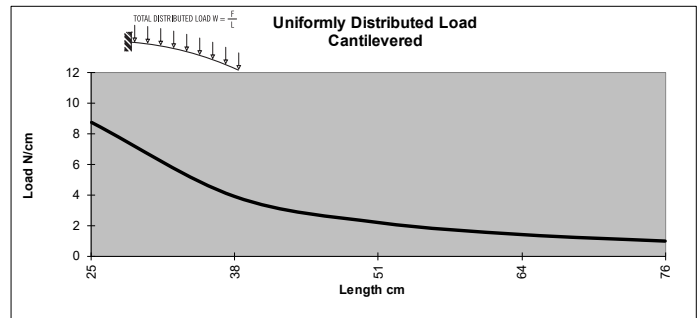
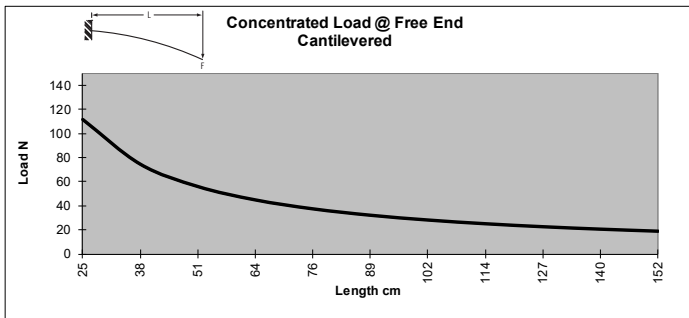
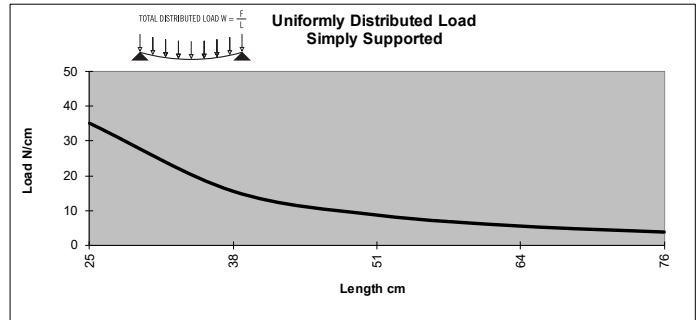
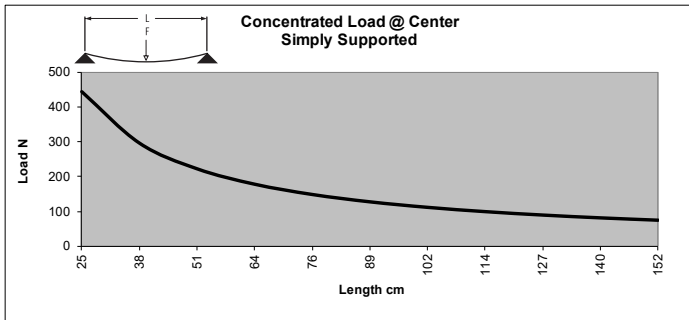
### SPECIFICATIONS

Length Clear	240" (6 m)
Length Black	240" (6 m)
Length Yellow	144" (3.6 m)
Weight	0.335 lbs/ft (0.498 kg/m)
Estimated Area	0.279 in <sup>2</sup> (1.799 cm <sup>2</sup> )
Moment of Inertia	I <sub>x</sub> 0.017= in <sup>4</sup> (0.707 cm <sup>4</sup> )
	I <sub>y</sub> 0.017= in <sup>4</sup> (0.707 cm <sup>4</sup> )

### MACHINING SERVICES

CTL	660002
Single Access Hole	660123
Tap M5	660124

### BEAM SELECTION BY LOAD AND LENGTH

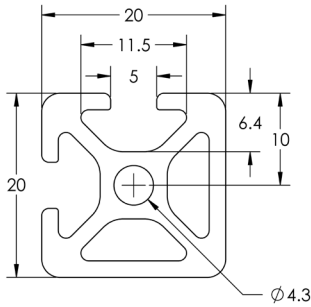


\* Charts based on allowable loads related to yield strength with a margin of safety equal to five.

» For deflection equations see page 10

# TS20-20M BISLOT AD

Clear Anodized - 650049



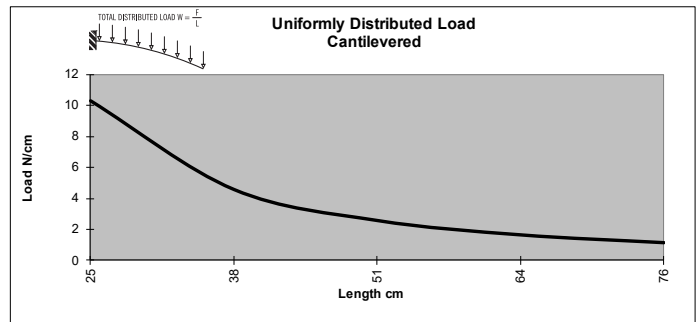
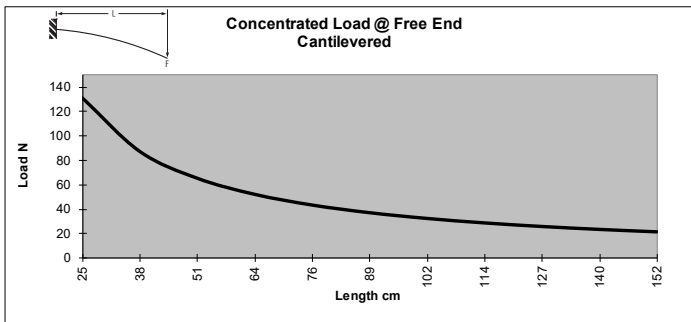
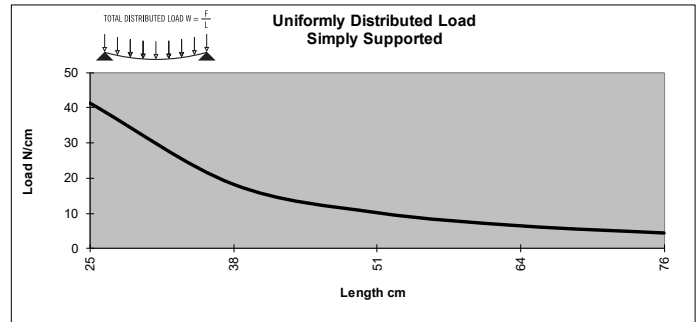
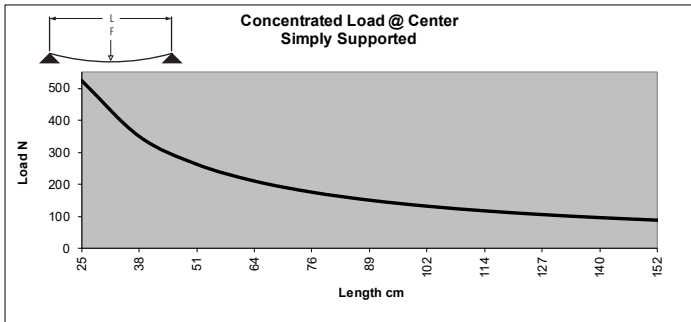
### SPECIFICATIONS

Length Clear .....	240" (6 m)
Weight .....	0.362 lbs/ft (0.538 kg/m)
Estimated Area .....	0.302 in <sup>2</sup> (1.948 cm <sup>2</sup> )
Moment of Inertia .....	I <sub>x</sub> 0.020 = in <sup>4</sup> (0.832 cm <sup>4</sup> )
	I <sub>y</sub> 0.020 = in <sup>4</sup> (0.832 cm <sup>4</sup> )

### MACHINING SERVICES

CTL .....	660002
Single Access Hole .....	660123
Tap M5 .....	660124

### BEAM SELECTION BY LOAD AND LENGTH



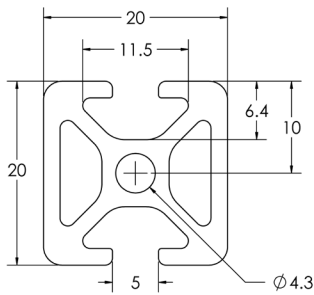
\* Charts based on allowable loads related to yield strength with a margin of safety equal to five.

» For deflection equations see page 10

# Metric Extrusions

## TS20-20M BISLOT OPP

Clear Anodized - 650050



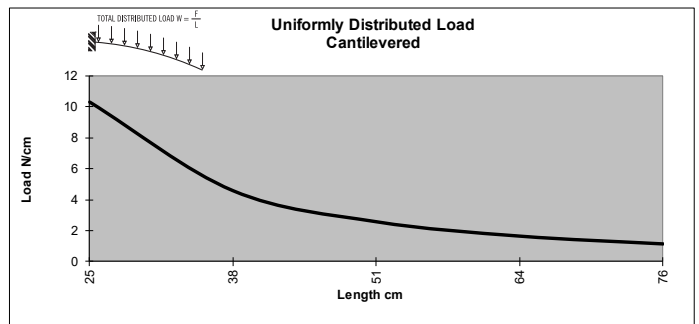
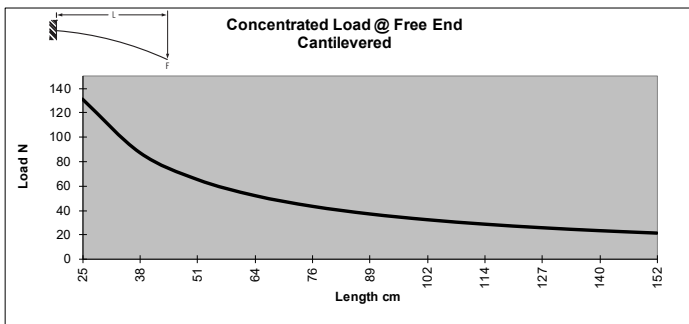
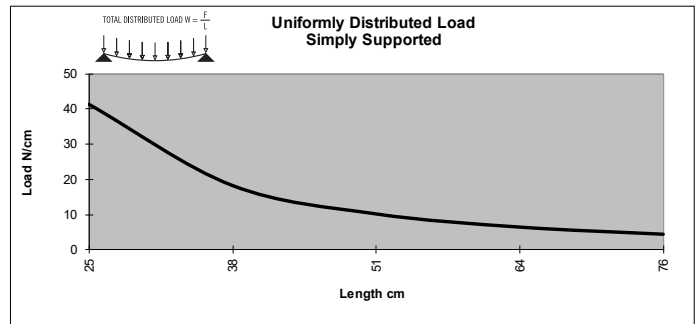
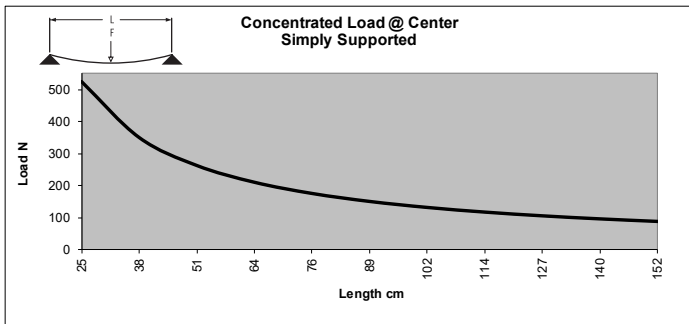
### SPECIFICATIONS

Length Clear .....	240" (6 m)
Weight .....	0.362 lbs/ft (0.538 kg/m)
Estimated Area .....	0.302 in <sup>2</sup> (1.948 cm <sup>2</sup> )
Moment of Inertia .....	I <sub>x</sub> .020 = in <sup>4</sup> (0.832 cm <sup>4</sup> )
	I <sub>y</sub> .020 = in <sup>4</sup> (0.832 cm <sup>4</sup> )

### MACHINING SERVICES

CTL .....	660002
Single Access Hole .....	660123
Tap M5 .....	660124

### BEAM SELECTION BY LOAD AND LENGTH

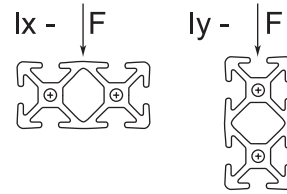

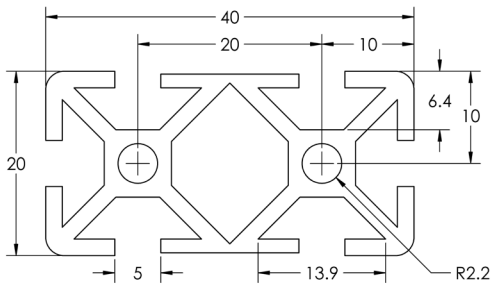


\* Charts based on allowable loads related to yield strength with a margin of safety equal to five.

» For deflection equations see page 10

# TS20-40M

Clear Anodized - 650046



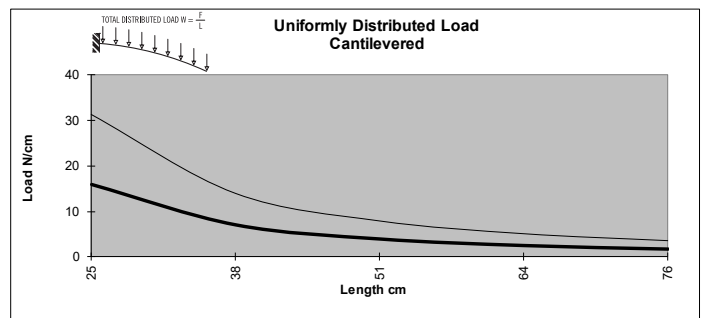
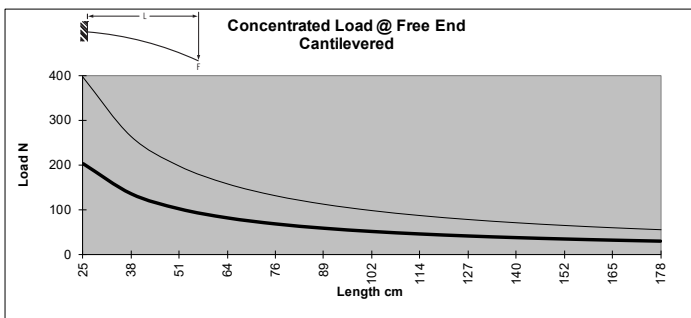
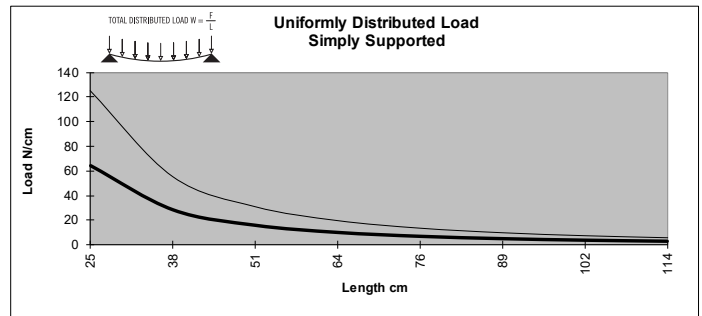
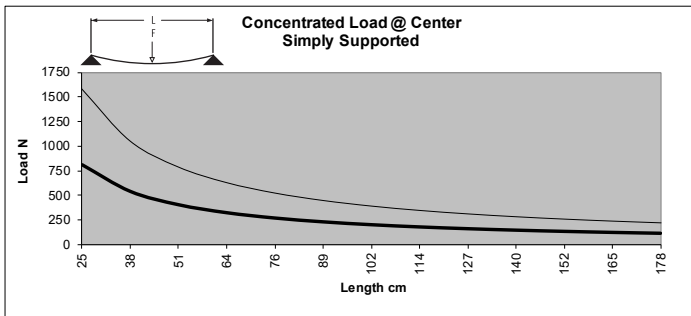
## SPECIFICATIONS

Length Clear .....	240" (6 m)
Weight .....	0.606 lbs/ft (0.901 kg/m)
Estimated Area .....	0.505 in <sup>2</sup> (3.258 cm <sup>2</sup> )
Moment of Inertia .....	I <sub>x</sub> 0.031= in <sup>4</sup> (1.290 cm <sup>4</sup> )
	I <sub>y</sub> 0.121= in <sup>4</sup> (5.036 cm <sup>4</sup> )

## MACHINING SERVICES

CTL .....	660000
Single Access Hole .....	660123
Tap M5 .....	660189

## BEAM SELECTION BY LOAD AND LENGTH




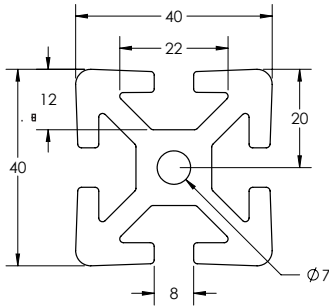
\* Charts based on allowable loads related to yield strength with a margin of safety equal to five.

» For deflection equations see page 10

# Metric Extrusions

Clear Anodized - **650032**  
 Black Anodized - **650132**  
 Yellow Powdercoat - **650232**

## TS40-40M



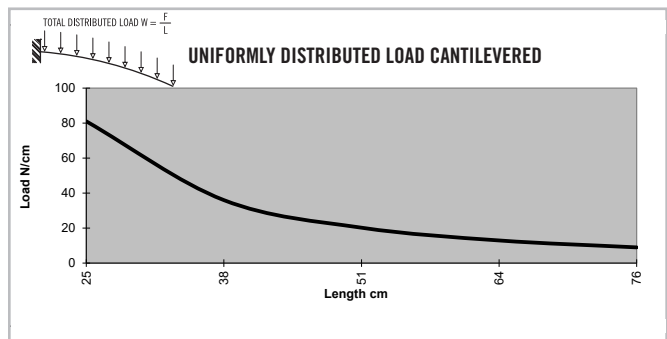
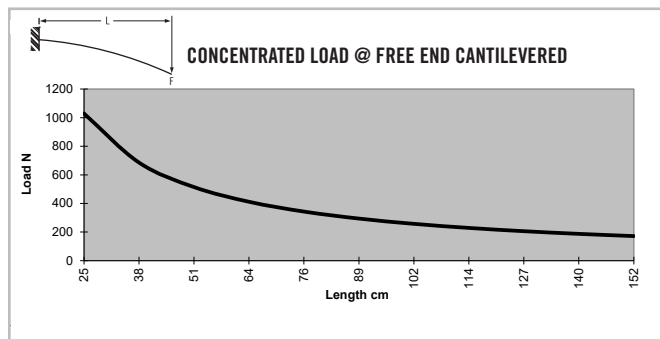
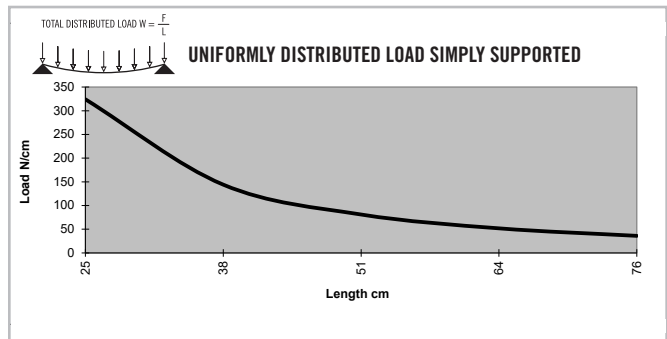
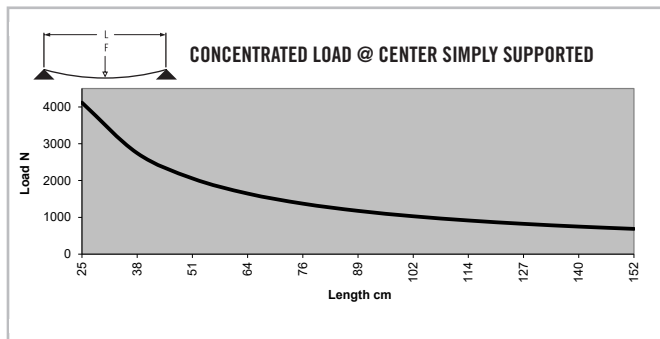
### SPECIFICATIONS

Length Clear	240" (6 m)
Length Black	240" (6 m)
Length Yellow	144" (3.6 m)
Weight	1.533 lbs/ft (2.281 kg/m)
Estimated Area	1.309 in <sup>2</sup> (8.447 cm <sup>2</sup> )
Moment of Inertia	$I_x = .314 \text{ in}^4$ (13.063 cm <sup>4</sup> ) $I_y = .314 \text{ in}^4$ (13.063 cm <sup>4</sup> )

### MACHINING SERVICES

CTL	660003
Single Access Hole	660028
Single Anchor Fastener	660020
Tap 5/16 - 18	660034
Tap M8	660033

### BEAM SELECTION BY LOAD AND LENGTH



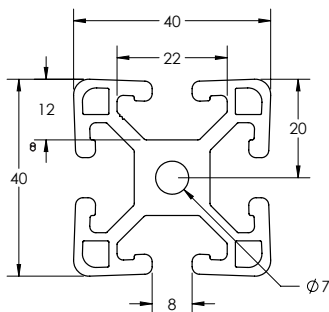
\* Charts based on allowable loads related to yield strength with a margin of safety equal to five.

» For deflection equations see page 10



## TS40-40LM

Clear Anodized - **650033**  
 Black Anodized - **650133**



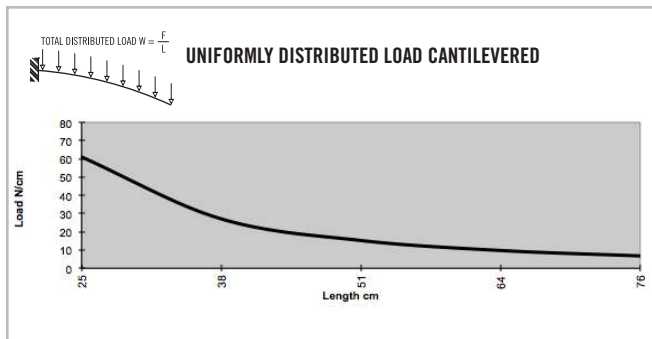
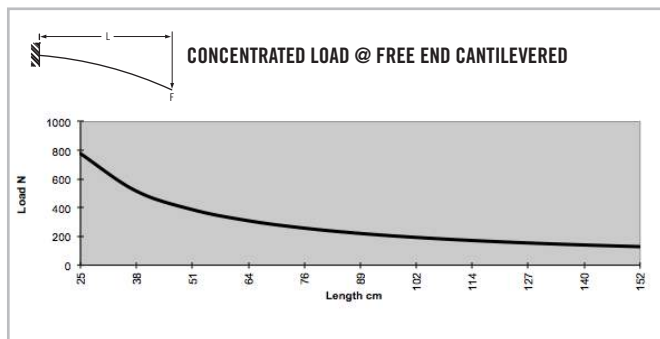
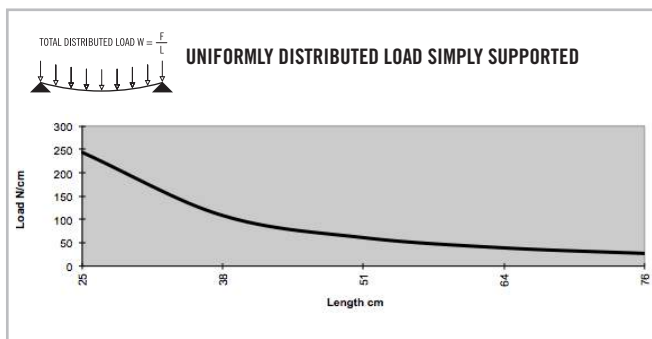
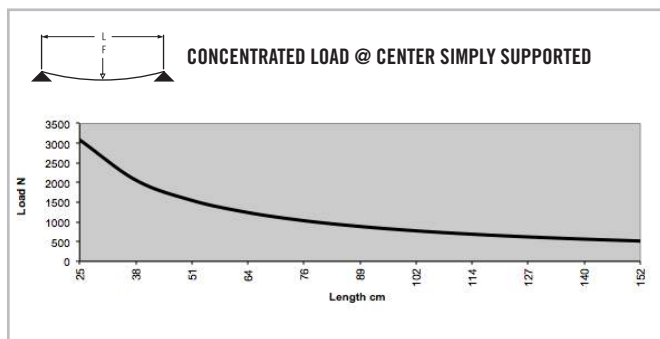
### SPECIFICATIONS

Length .....	240" (6 m)
Weight .....	1.242 lbs/ft (1.848 kg/m)
Estimated Area .....	1.050 in <sup>2</sup> (6.774 cm <sup>2</sup> )
Moment of Inertia .....	lx=.236 in <sup>4</sup> (9.823 cm <sup>4</sup> )
	ly=.236 in <sup>4</sup> (9.823 cm <sup>4</sup> )

### MACHINING SERVICES

CTL .....	660003
Single Access Hole .....	660028
Single Anchor Fastener .....	660020
Tap 5/16 - 18 .....	660034
Tap M8 .....	660033

### BEAM SELECTION BY LOAD AND LENGTH



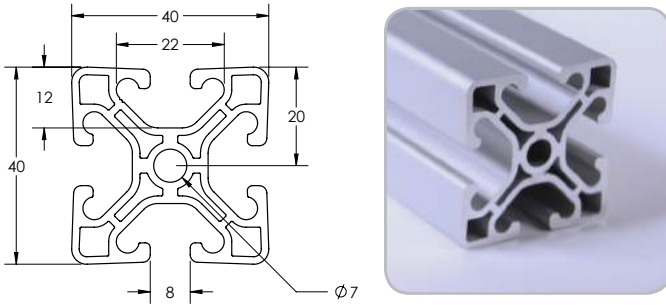
\* Charts based on allowable loads related to yield strength with a margin of safety equal to five.

» For deflection equations see page 10

# Metric Extrusions

## TS40-40VLM

Clear Anodized - 650034



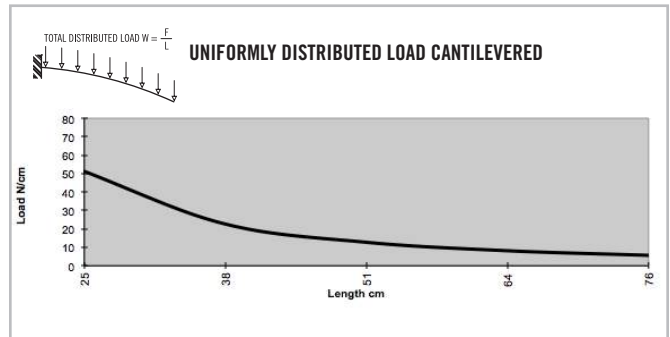
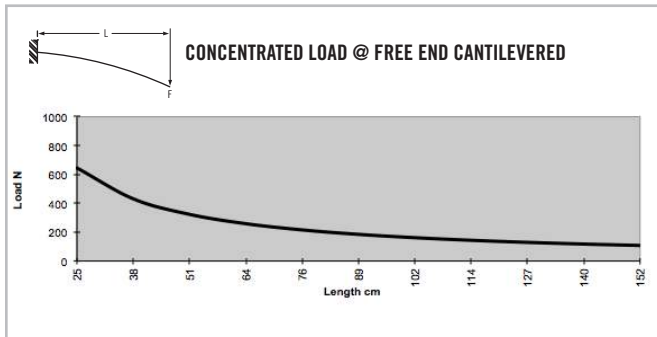
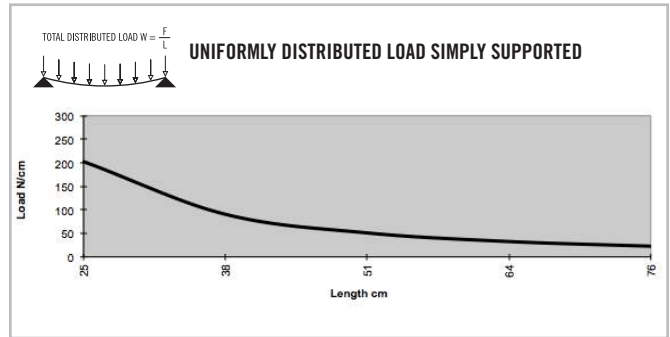
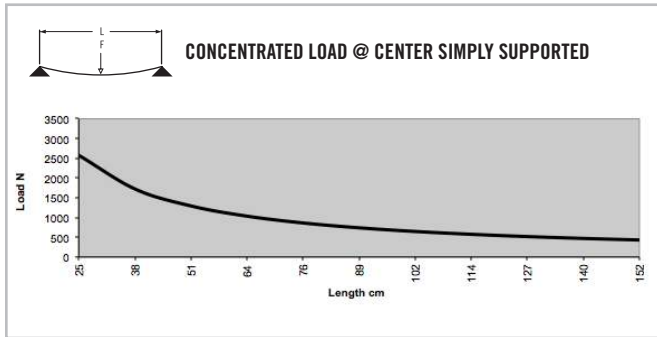
### SPECIFICATIONS

Length	.....	.240" (6 m)
Weight	.....	1.020 lbs/ft (1.518 kg/m)
Estimated Area	.....	0.836 in <sup>2</sup> (5.394 cm <sup>2</sup> )
Moment of Inertia	.....	$I_x = .1972 \text{ in}^4$ (8.21 cm <sup>4</sup> )
		$I_y = .1972 \text{ in}^4$ (8.21 cm <sup>4</sup> )

### MACHINING SERVICES

CTL	.....	660003
Single Access Hole	.....	660028
Single Anchor Fastener	.....	660020
Tap 5/16 - 18	.....	660034
Tap M8	.....	660033

### BEAM SELECTION BY LOAD AND LENGTH

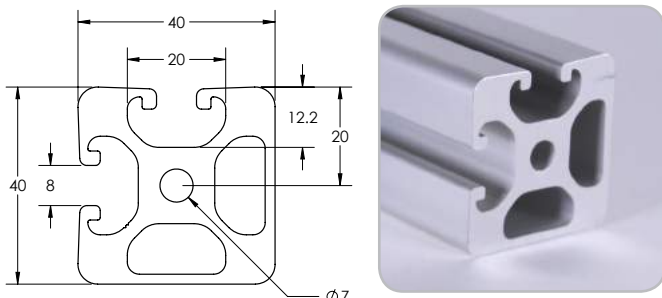


\* Charts based on allowable loads related to yield strength with a margin of safety equal to five.

» For deflection equations see page 10

## TS40-40M BIAD

Clear Anodized - 650055



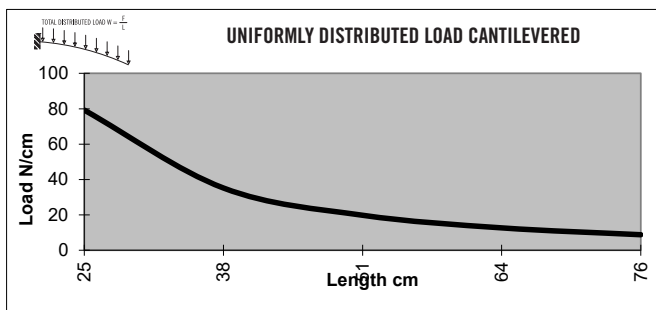
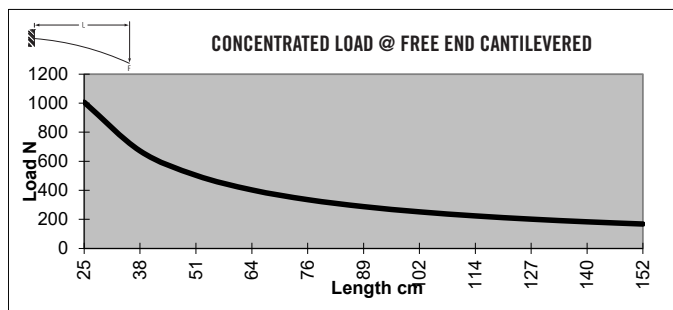
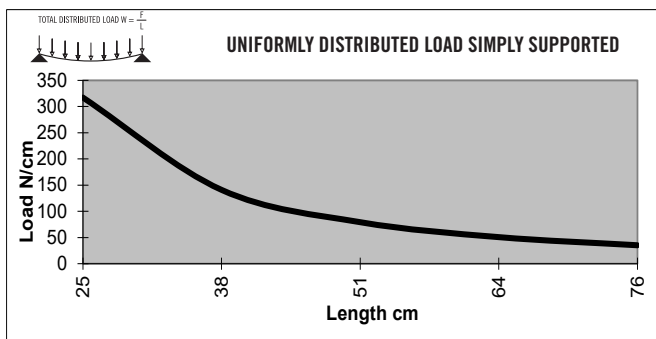
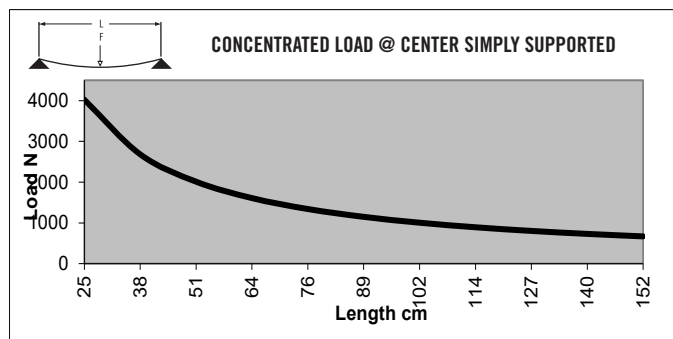
### SPECIFICATIONS

Length	.....	240" (6 m)
Weight	.....	1.471 lbs/ft (2.190kg/m)
Estimated Area	.....	1.257 in <sup>2</sup> (8.109 cm <sup>2</sup> )
Moment of Inertia	.....	I <sub>x</sub> =.307 in <sup>4</sup> (12.773 cm <sup>4</sup> )
	.....	I <sub>y</sub> =.307 in <sup>4</sup> (12.773 cm <sup>4</sup> )

### MACHINING SERVICES

CTL	.....	660003
Single Access Hole	.....	660028
Single Anchor Fastener	.....	660020
Tap 5/16 - 18	.....	660034
Tap M8	.....	660033

### BEAM SELECTION BY LOAD AND LENGTH



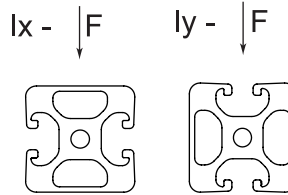
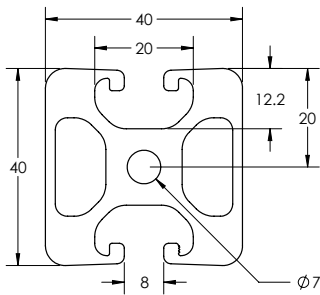
\* Charts based on allowable loads related to yield strength with a margin of safety equal to five.

» For deflection equations see page 10

# Metric Extrusions

## TS40-40M BIOP

Clear Anodized - 650054



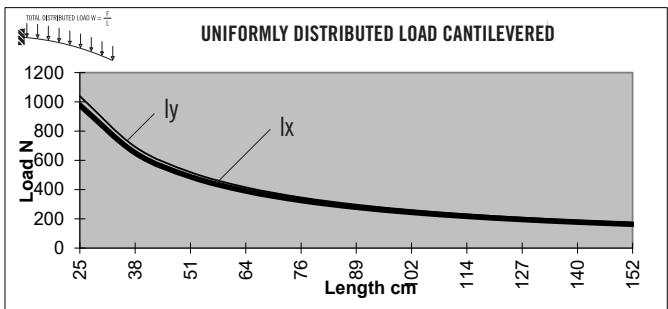
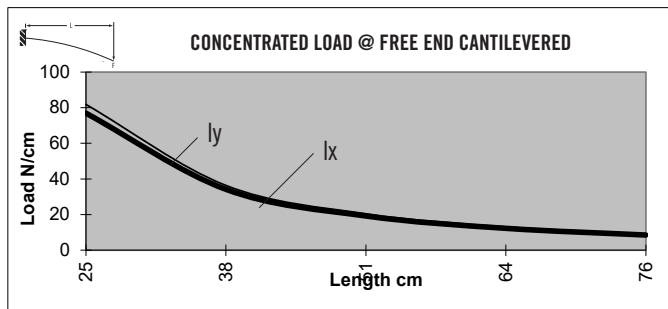
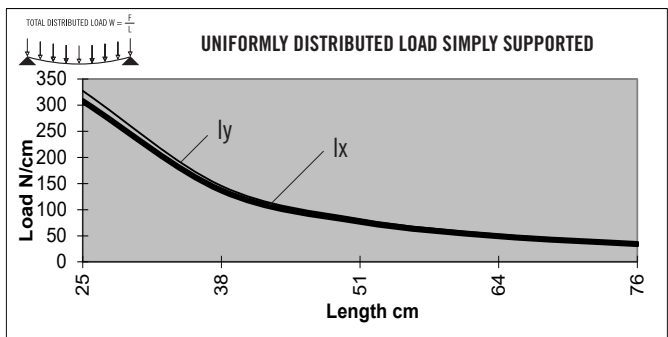
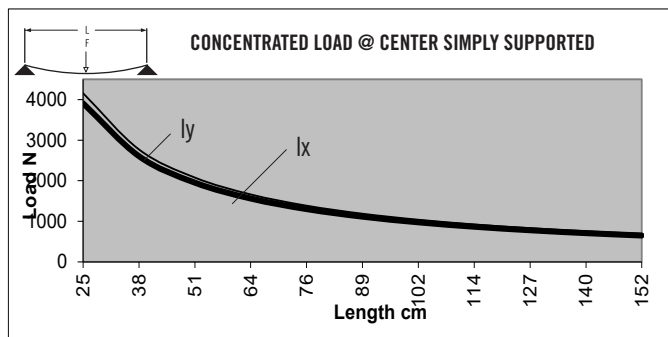
### SPECIFICATIONS

Length Clear .....	240" (6 m)
Weight .....	1.472 lbs/ft (2.191 kg/m)
Estimated Area .....	1.257 in <sup>2</sup> (8.112 cm <sup>2</sup> )
Moment of Inertia .....	Ix=.298 in <sup>4</sup> (12.407 cm <sup>4</sup> )
	Iy=.317 in <sup>4</sup> (13.193 cm <sup>4</sup> )

### MACHINING SERVICES

CTL .....	660003
Single Access Hole .....	660028
Single Anchor Fastener .....	660020
Tap 5/16 - 18 .....	660034
Tap M8 .....	660033

### BEAM SELECTION BY LOAD AND LENGTH

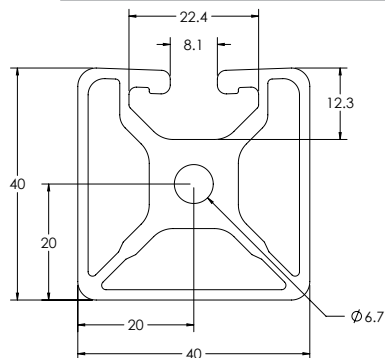


\* Charts based on allowable loads related to yield strength with a margin of safety equal to five.

» For deflection equations see page 10

# TS40-40LM MONO

Clear Anodized - 650059



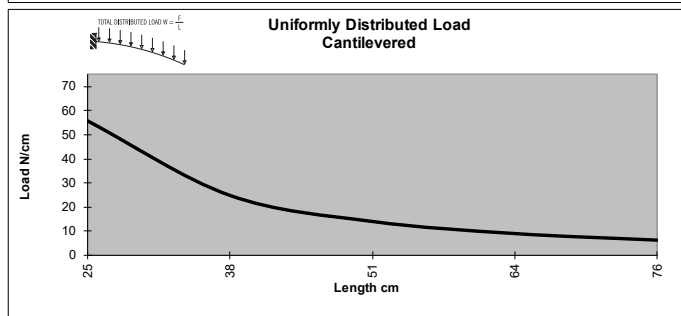
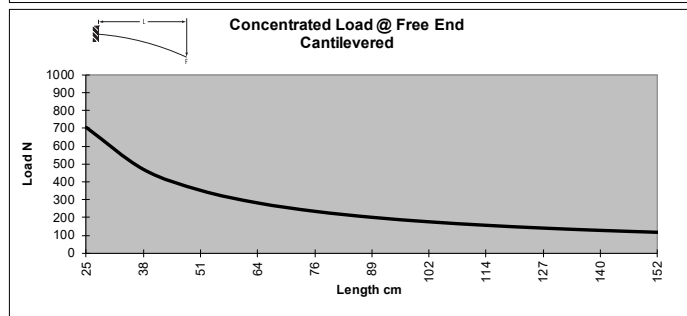
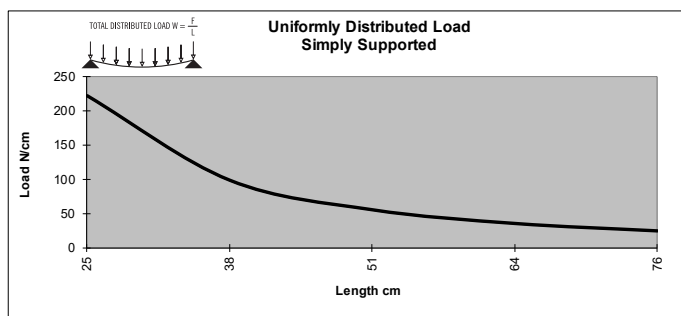
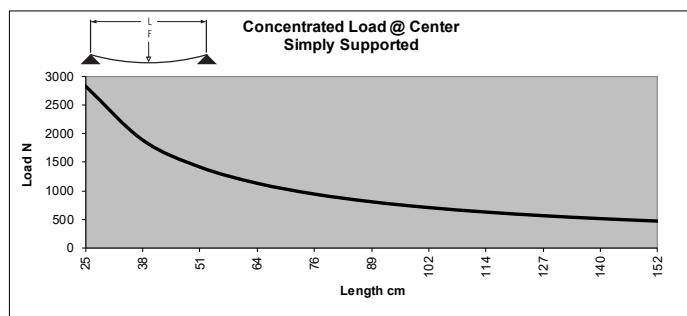
### SPECIFICATIONS

Length	.....	240" (6 m)
Weight	.....	1.145 lbs/ft (1.703 kg/m)
Estimated Area	.....	0.954 in <sup>2</sup> (6.154 cm <sup>2</sup> )
Moment of Inertia	.....	0.216 I <sub>x</sub> = in <sup>4</sup> (8.909 cm <sup>4</sup> )
	.....	0.212 I <sub>y</sub> = in <sup>4</sup> (8.824 cm <sup>4</sup> )

### MACHINING SERVICES

CTL	.....	660003
Single Access Hole	.....	660028
Single Anchor Fastener	.....	660020
Tap 5/16 - 18	.....	660034
Tap M8	.....	660033

### BEAM SELECTION BY LOAD AND LENGTH



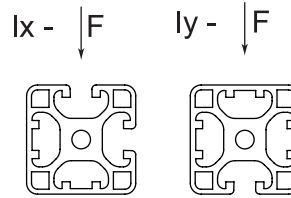
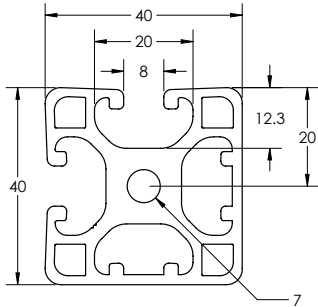
\* Charts based on allowable loads related to yield strength with a margin of safety equal to five.

» For deflection equations see page 10

# Metric Extrusions

## TS40-40LM BISLOT AD

Clear Anodized - 650052



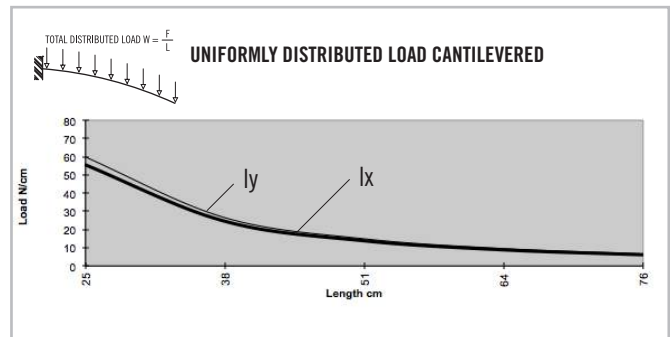
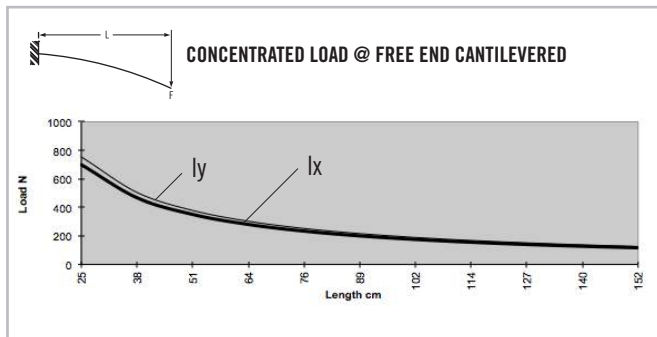
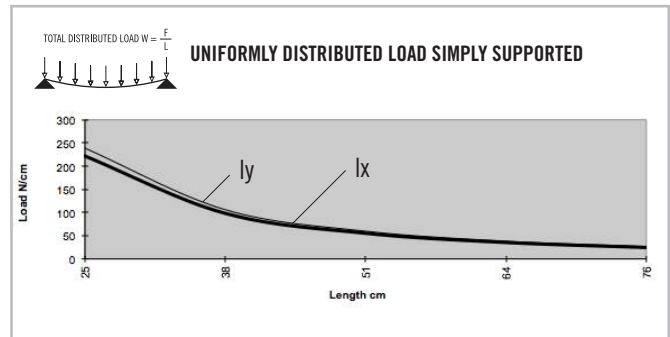
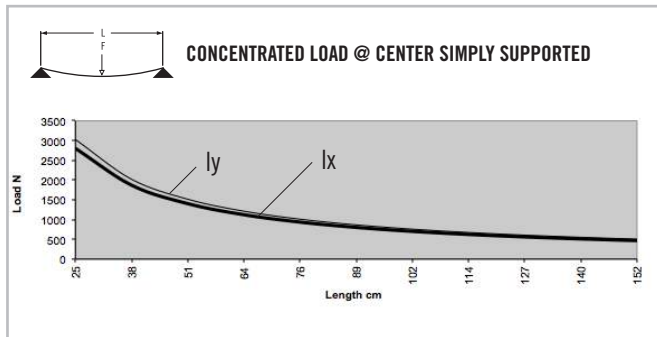
### SPECIFICATIONS

Length	.....	.240" (6 m)
Weight	.....	1.265 lbs/ft (1.887 kg/m)
Estimated Area	.....	1.057 in <sup>2</sup> (6.817 cm <sup>2</sup> )
Moment of Inertia	.....	$I_x=0.214 \text{ in}^4$ (8.900 cm <sup>4</sup> )
	.....	$I_y=0.231 \text{ in}^4$ (9.610 cm <sup>4</sup> )

### MACHINING SERVICES

CTL	.....	660003
Single Access Hole	.....	660028
Single Anchor Fastener	.....	660020
Tap 5/16 - 18	.....	660034
Tap M8	.....	660033

### BEAM SELECTION BY LOAD AND LENGTH

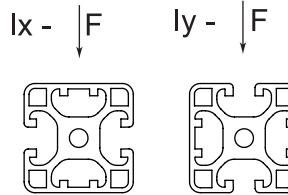
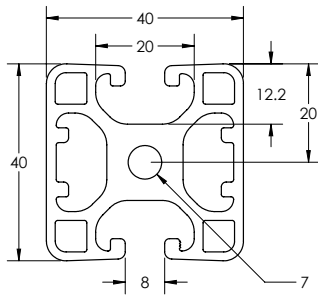


\* Charts based on allowable loads related to yield strength with a margin of safety equal to five.

» For deflection equations see page 10

# TS40-40LM BISLOT OPP

Clear Anodized - 650051



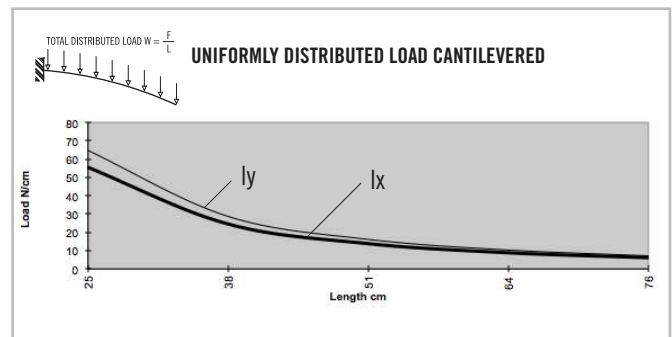
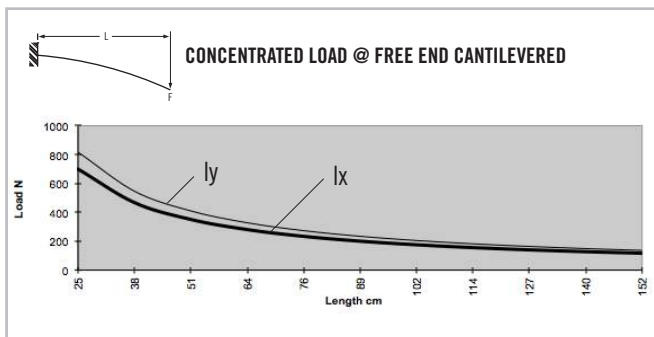
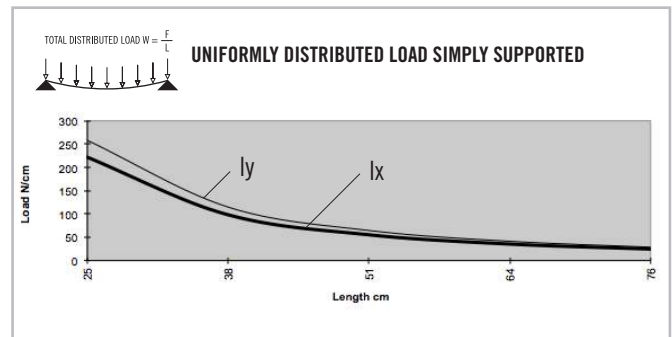
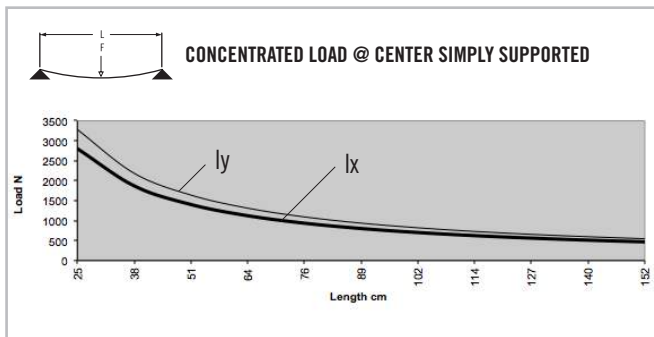
## SPECIFICATIONS

Length	.....	240" (6 m)
Weight	.....	1.267 lbs/ft (1.886 kg/m)
Estimated Area	.....	1.056 in <sup>2</sup> (6.816 cm <sup>2</sup> )
Moment of Inertia	.....	$I_x=0.214 \text{ in}^4$ (8.900 cm <sup>4</sup> )
	.....	$I_y=0.250 \text{ in}^4$ (10.427 cm <sup>4</sup> )

## MACHINING SERVICES

CTL	.....	660003
Single Access Hole	.....	660028
Single Anchor Fastener	.....	660020
Tap 5/16 - 18	.....	660034
Tap M8	.....	660033

## BEAM SELECTION BY LOAD AND LENGTH



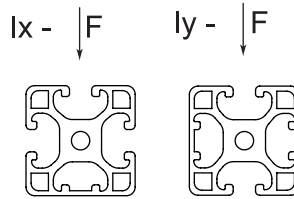
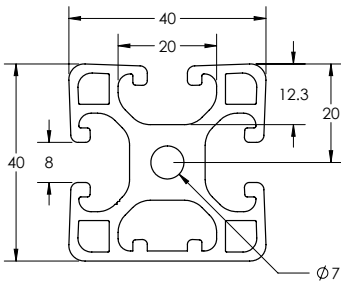
\* Charts based on allowable loads related to yield strength with a margin of safety equal to five.

» For deflection equations see page 10

# Metric Extrusions

## TS40-40ML TRISLOT

Clear Anodized - 650056



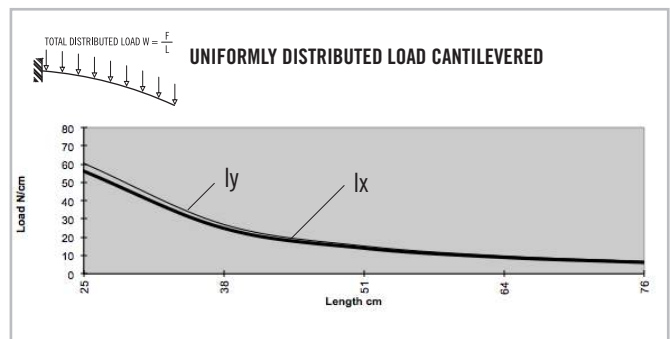
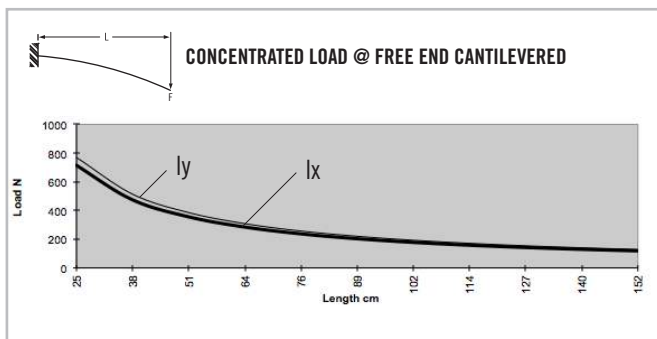
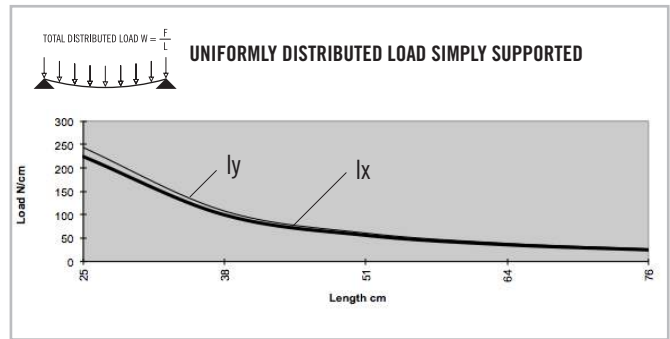
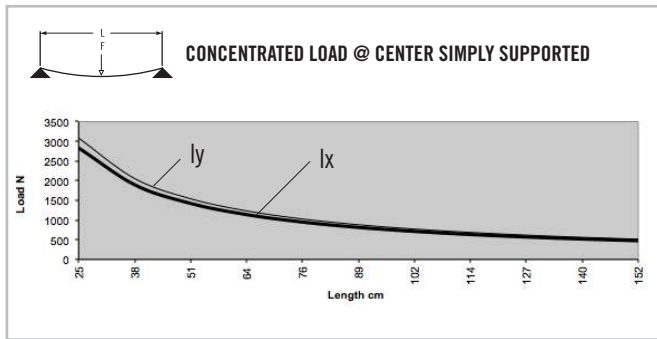
### SPECIFICATIONS

Length	.....	240" (6 m)
Weight	.....	1.228 lbs/ft (1.827 kg/m)
Estimated Area	.....	1.023 (6.600 cm <sup>2</sup> )
Moment of Inertia	.....	I <sub>x</sub> =0.217 in <sup>4</sup> (9.032 cm <sup>4</sup> ) I <sub>y</sub> =0.235 in <sup>4</sup> (9.781 cm <sup>4</sup> )

### MACHINING SERVICES

CTL	.....	660003
Single Access Hole	.....	660028
Single Anchor Fastener	.....	660020
Tap 5/16 - 18	.....	660034
Tap M8	.....	660033

### BEAM SELECTION BY LOAD AND LENGTH



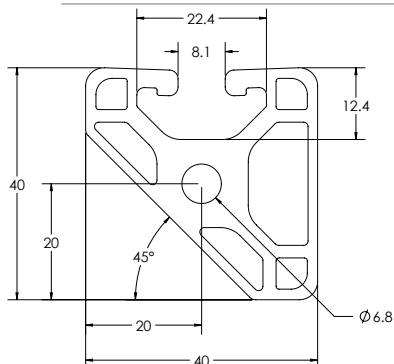
\* Charts based on allowable loads related to yield strength with a margin of safety equal to five.

» For deflection equations see page 10



## TS40-45LM MONO

Clear Anodized - 650057



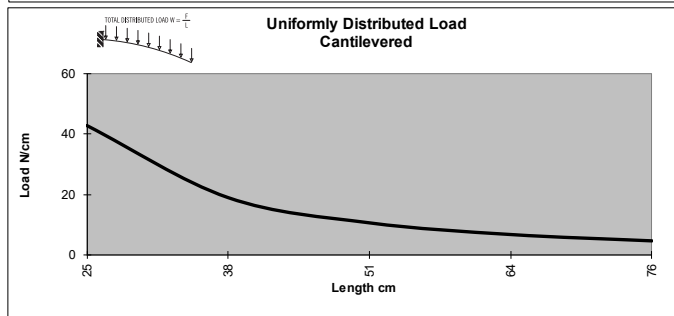
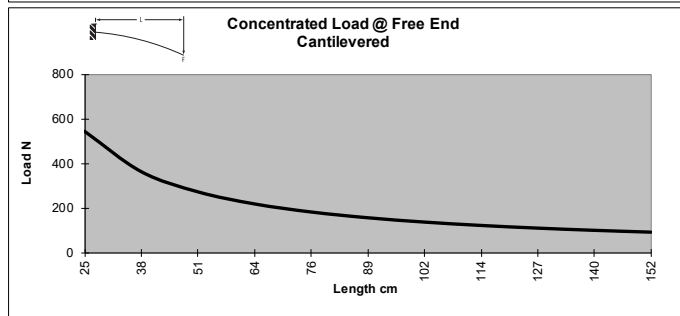
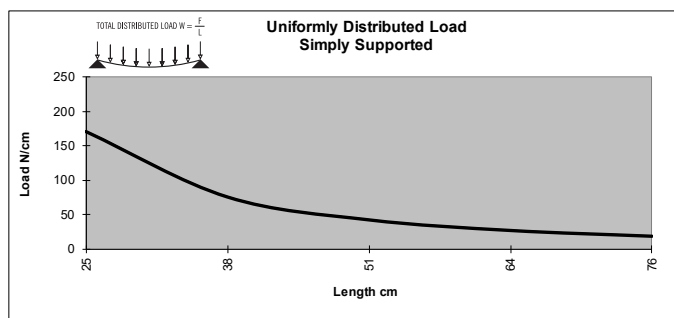
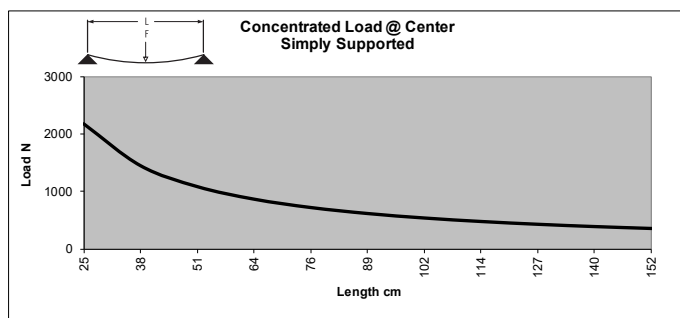
### SPECIFICATIONS

Length	144" (3.6 m)
Weight	1.058 lbs/ft (1.574 kg/m)
Estimated Area	0.881 in <sup>2</sup> (5.683 cm <sup>2</sup> )
Moment of Inertia	0.166 I <sub>x</sub> = in <sup>4</sup> (6.909 cm <sup>4</sup> )
	0.166 I <sub>y</sub> = in <sup>4</sup> (6.909 cm <sup>4</sup> )

### MACHINING SERVICES

CTL	660003
Single Access Hole	660028
Single Anchor Fastener	660020
Tap 5/16 - 18	660034
Tap M8	660033

### BEAM SELECTION BY LOAD AND LENGTH



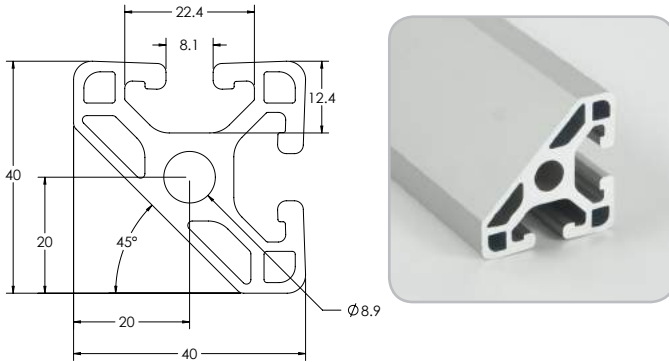
\* Charts based on allowable loads related to yield strength with a margin of safety equal to five.

» For deflection equations see page 10

# Metric Extrusions

## TS40-45LM BISLOT

Clear Anodized - 650058



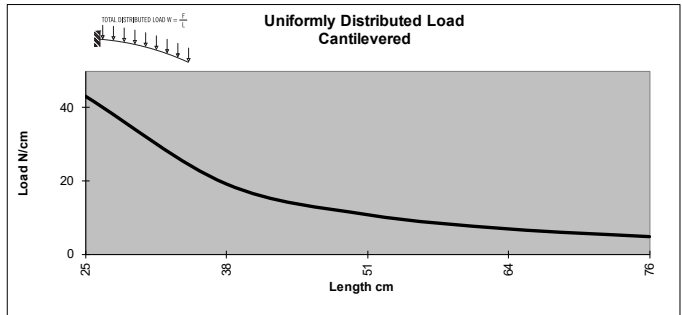
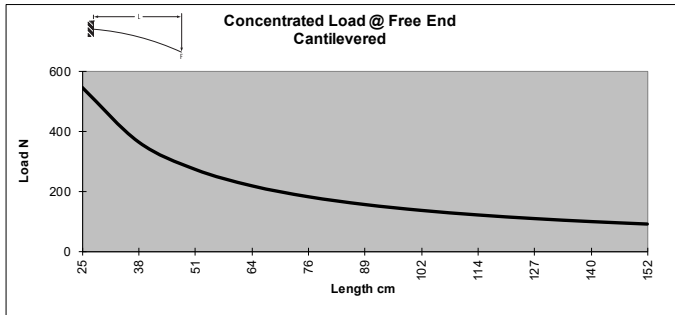
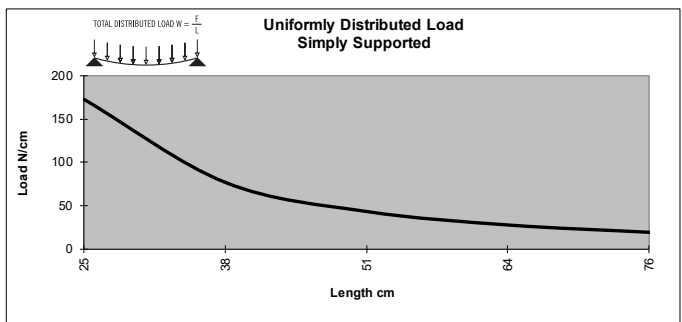
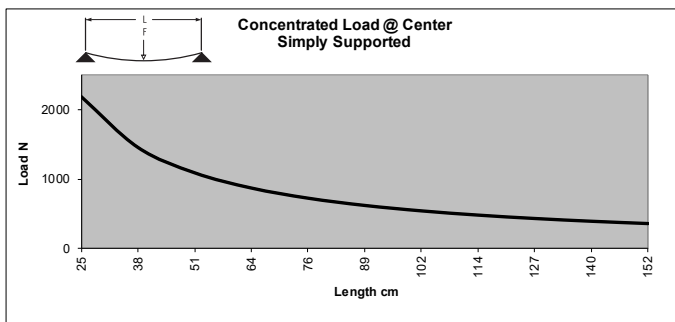
### SPECIFICATIONS

Length	144" (3.36 m)
Weight	1.058 lbs/ft (1.574 kg/m)
Estimated Area	0.885 in <sup>2</sup> (5.709 cm <sup>2</sup> )
Moment of Inertia	0.166 I <sub>x</sub> = in <sup>4</sup> (6.909 cm <sup>4</sup> )
	0.166 I <sub>y</sub> = in <sup>4</sup> (6.909 cm <sup>4</sup> )

### MACHINING SERVICES

CTL	660003
Single Access Hole	660028
Single Anchor Fastener	660020
Tap 3/8-16	660009
Tap M10	660121

## BEAM SELECTION BY LOAD AND LENGTH

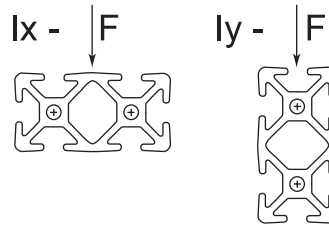
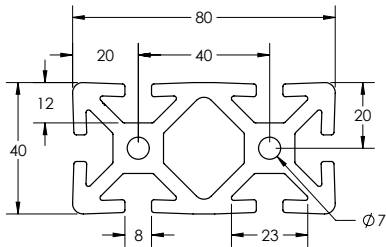


\* Charts based on allowable loads related to yield strength with a margin of safety equal to five.

» For deflection equations see page 10

# TS40-80M

Clear Anodized - 650036



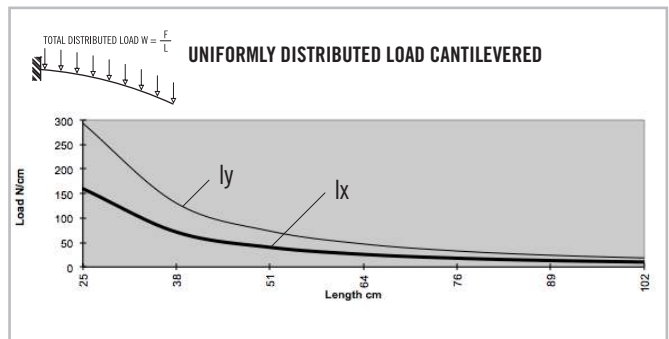
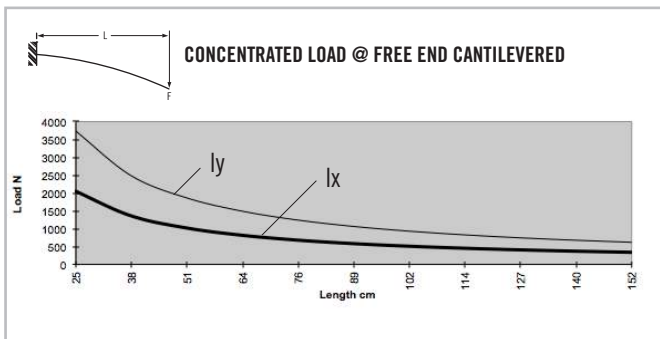
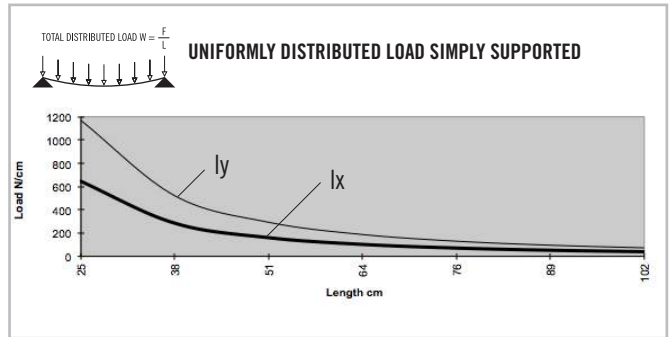
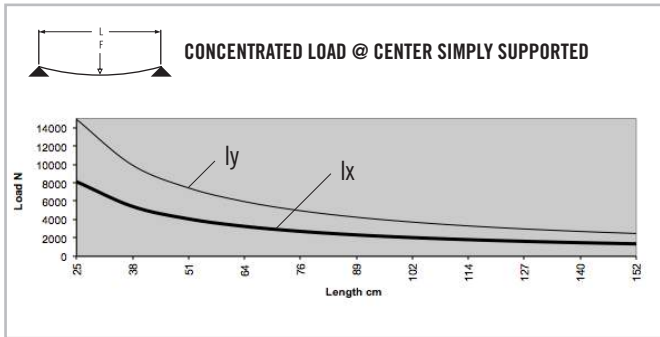
## SPECIFICATIONS

Length	240" (6 m)
Weight	2.851 lbs/ft (4.243 kg/m)
Estimated Area	2.423 in <sup>2</sup> (15.632 cm <sup>2</sup> )
Moment of Inertia	Ix = .621 in <sup>4</sup> (25.848 cm <sup>4</sup> ) Iy = 2.271 in <sup>4</sup> (94.526 cm <sup>4</sup> )

## MACHINING SERVICES

CTL	660006
Single Access Hole	660028
Single Anchor Fastener	660020
Tap 5/16 - 18	660024
Tap M8	660027

## BEAM SELECTION BY LOAD AND LENGTH



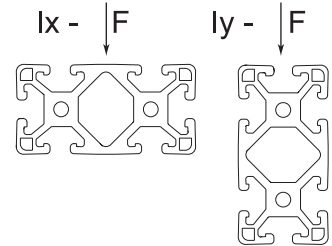


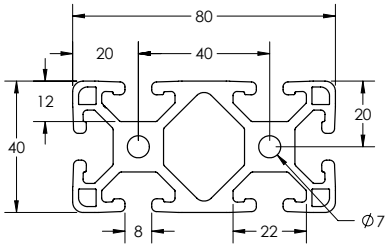
\* Charts based on allowable loads related to yield strength with a margin of safety equal to five.

» For deflection equations see page 10

# Metric Extrusions

## TS40-80LM

Clear Anodized - **650037**  
 Black Anodized - **650137**



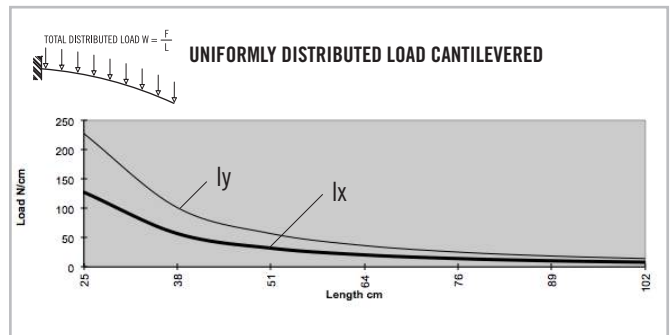
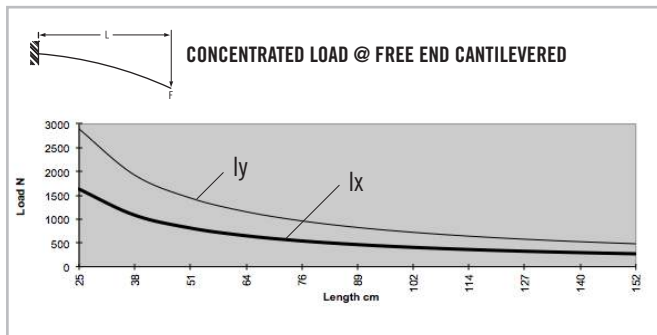
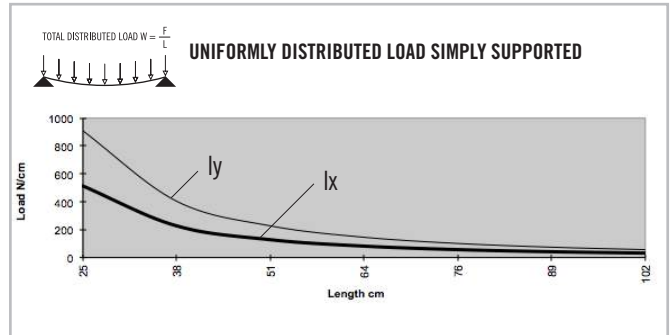
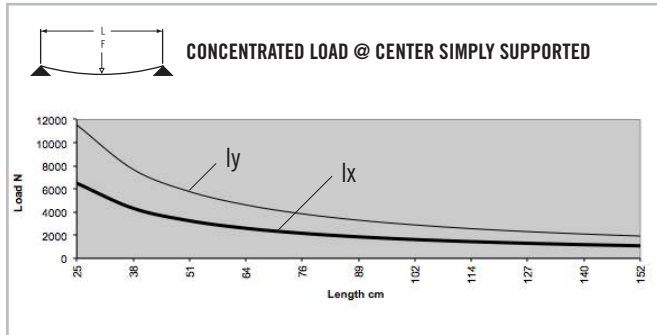
### SPECIFICATIONS

Length	240" (6 m)
Weight	2.352 lbs/ft (3.500 kg/m)
Estimated Area	2.021 in <sup>2</sup> (12.981 cm <sup>2</sup> )
Moment of Inertia	$I_x=495 \text{ in}^4$ (20.603 cm <sup>4</sup> ) $I_y=1.761 \text{ in}^4$ (73.298 cm <sup>4</sup> )

### MACHINING SERVICES

CTL	660006
Single Access Hole	660028
Single Anchor Fastener	660020
Tap 5/16 - 18	660024
Tap M8	660027

### BEAM SELECTION BY LOAD AND LENGTH

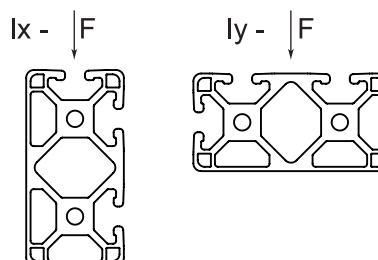
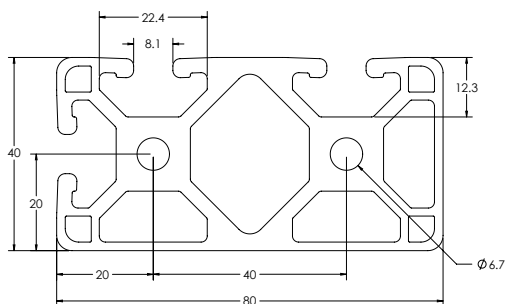


\* Charts based on allowable loads related to yield strength with a margin of safety equal to five.

» For deflection equations see page 10

# TS40-80LM 3 SLOT BIAD

Clear Anodized - 650065



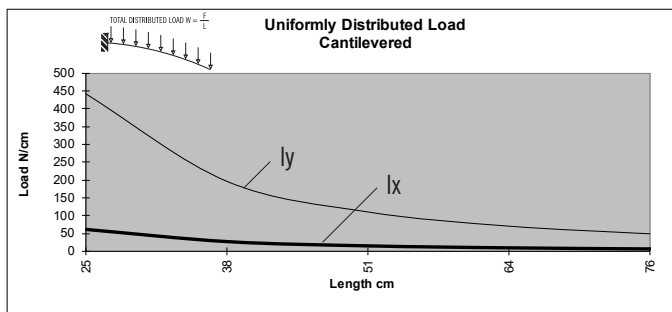
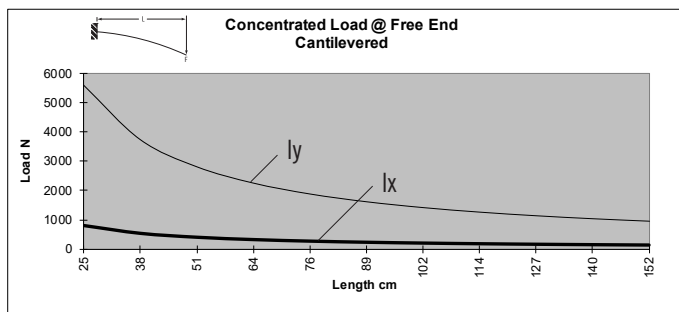
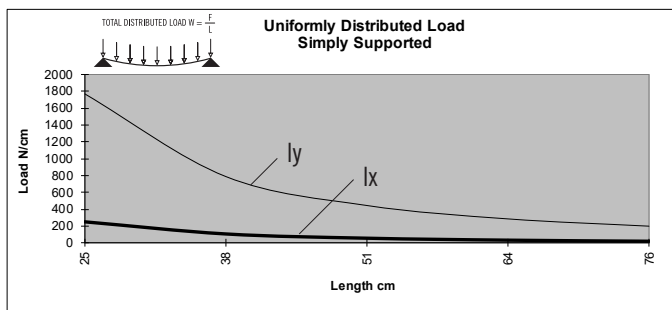
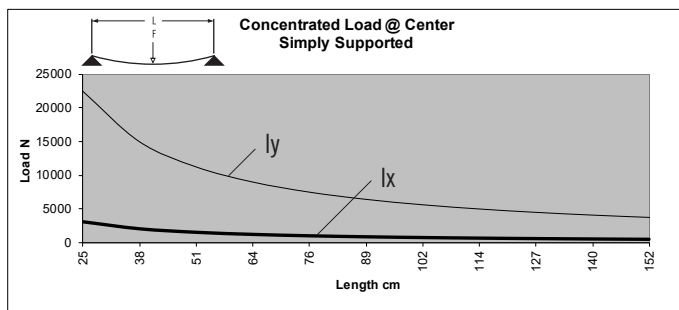
## SPECIFICATIONS

Length	240" (6 m)
Weight	2.318 lbs/ft (3.449 kg/m)
Estimated Area	1.932 in <sup>2</sup> (12.464 cm <sup>2</sup> )
Moment of Inertia	0.481 I <sub>x</sub> = in <sup>4</sup> (20.020 cm <sup>4</sup> ) 1.713 I <sub>y</sub> = in <sup>4</sup> (71.300 cm <sup>4</sup> )

## MACHINING SERVICES

CTL	660006
Single Access Hole	660028
Single Anchor Fastener	660020
Tap 5/16 - 18	660024
Tap M8	660027

## BEAM SELECTION BY LOAD AND LENGTH



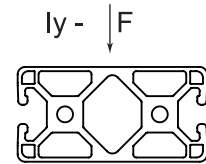
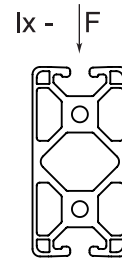
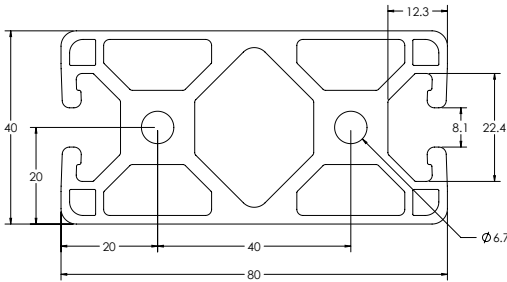
\* Charts based on allowable loads related to yield strength with a margin of safety equal to five.

» For deflection equations see page 10

# Metric Extrusions

## TS40-80LM 2 SLOT BIOPP

Clear Anodized - 650066



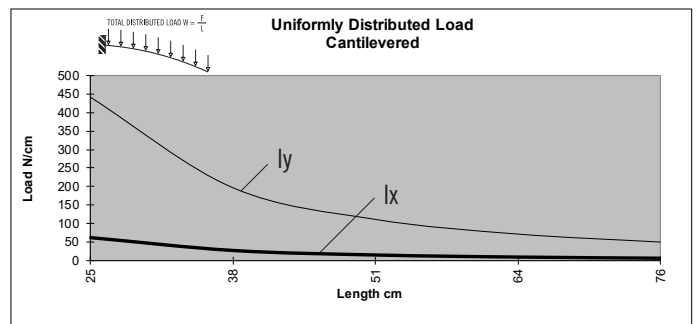
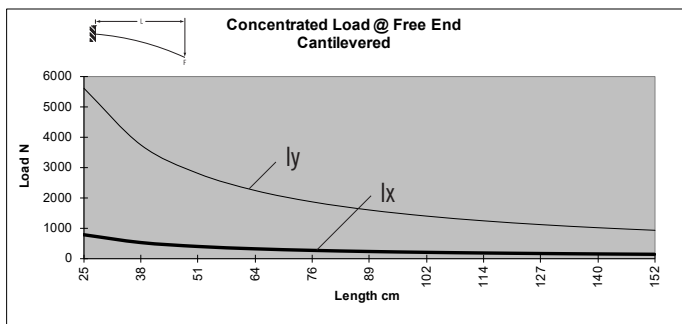
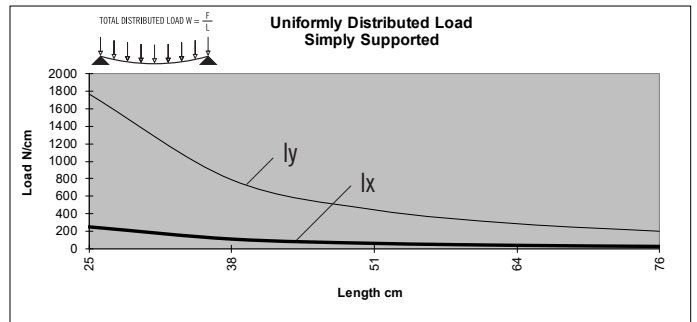
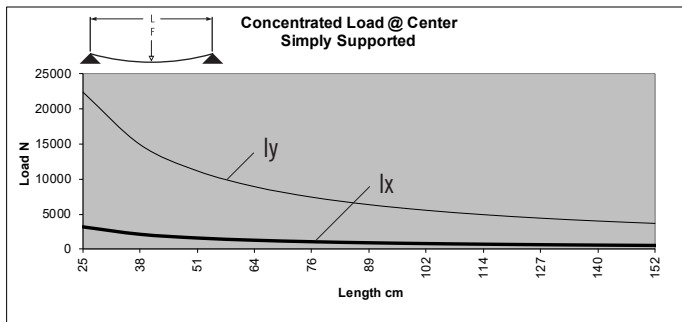
### SPECIFICATIONS

Length	240" (6 m)
Weight	2.303 lbs/ft (3.427 kg/m)
Estimated Area	1.919 in <sup>2</sup> (12.380 cm <sup>2</sup> )
Moment of Inertia	0.479 I <sub>x</sub> = in <sup>4</sup> (19.937 cm <sup>4</sup> ) 1.712 I <sub>y</sub> = in <sup>4</sup> (71.258 cm <sup>4</sup> )

### MACHINING SERVICES

CTL	660006
Single Access Hole	660028
Single Anchor Fastener	660020
Tap 5/16 - 18	660024
Tap M8	660027

### BEAM SELECTION BY LOAD AND LENGTH

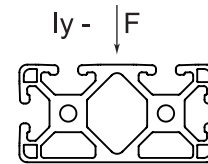


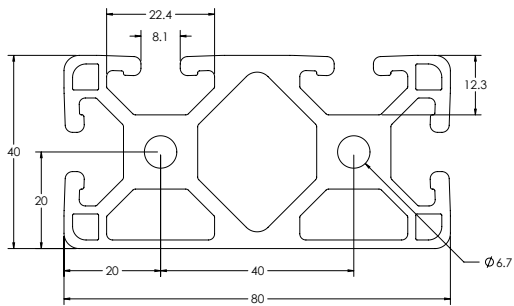


\* Charts based on allowable loads related to yield strength with a margin of safety equal to five.

» For deflection equations see page 10

# TS40-80LM 4 SLOT

Clear Anodized - 650067



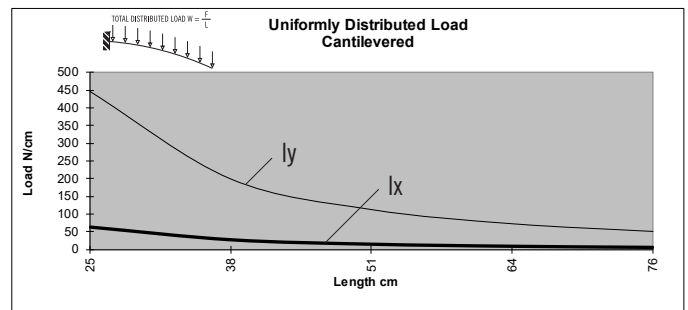
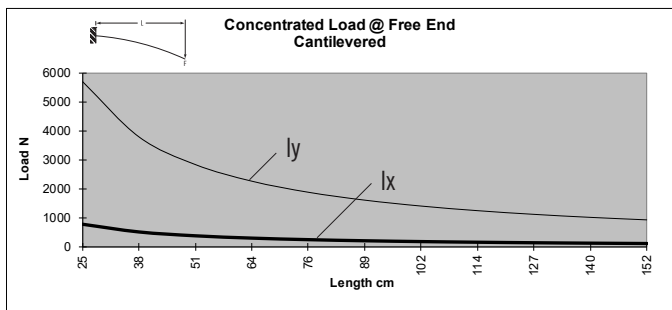
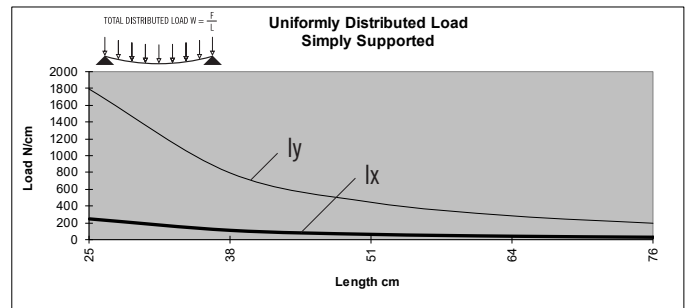
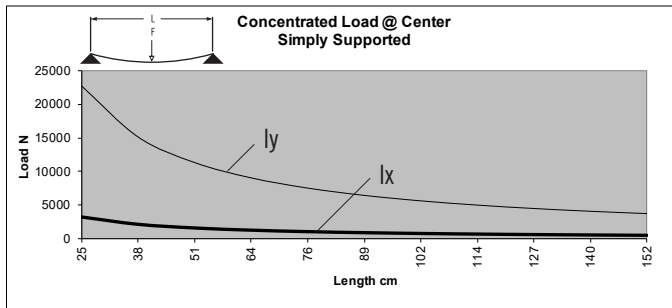
## SPECIFICATIONS

Length	240" (6 m)
Weight	2.333 lbs/ft (3.471 kg/m)
Estimated Area	1.944 in <sup>2</sup> (12.541 cm <sup>2</sup> )
Moment of Inertia	0.484 I <sub>x</sub> = in <sup>4</sup> (20.145 cm <sup>4</sup> ) 1.733 I <sub>y</sub> = in <sup>4</sup> (72.132 cm <sup>4</sup> )

## MACHINING SERVICES

CTL	660006
Single Access Hole	660028
Single Anchor Fastener	660020
Tap 5/16 - 18	660024
Tap M8	660027

## BEAM SELECTION BY LOAD AND LENGTH



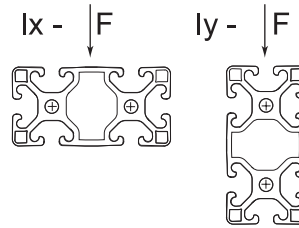
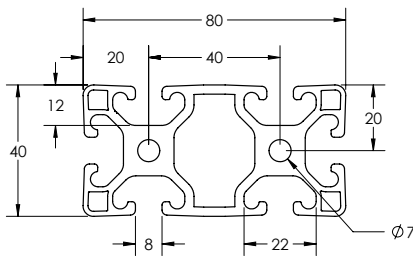
\* Charts based on allowable loads related to yield strength with a margin of safety equal to five.

» For deflection equations see page 10

# Metric Extrusions

## TS40-80VLM

Clear Anodized - 650038



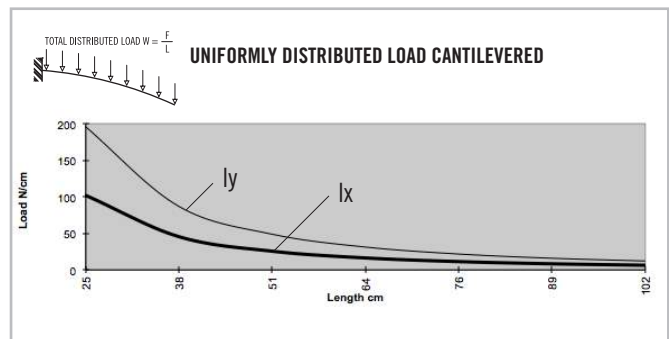
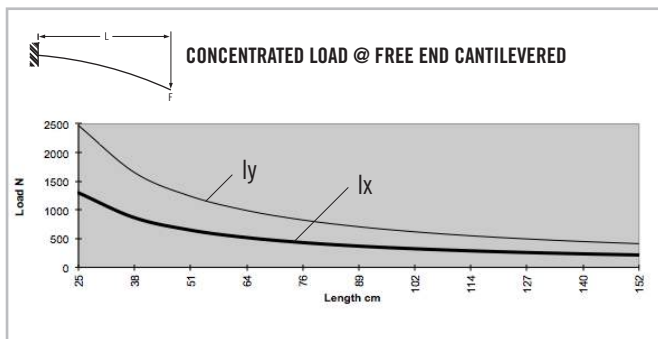
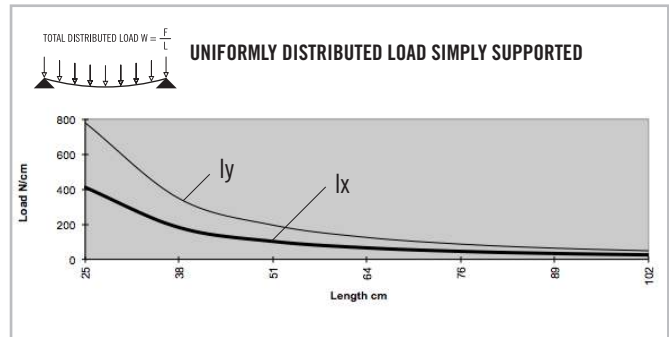
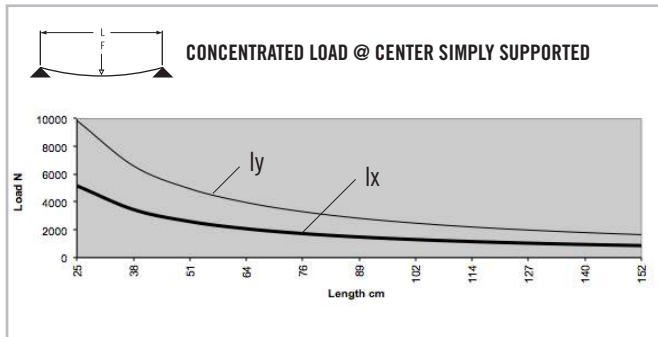
### SPECIFICATIONS

Length	240" (6 m)
Weight	2.082 lbs/ft (3.098 kg/m)
Estimated Area	1.661 in <sup>2</sup> (10.716 cm <sup>2</sup> )
Moment of Inertia	I <sub>x</sub> =.396 in <sup>4</sup> (16.48 cm <sup>4</sup> ) I <sub>y</sub> =1.513 in <sup>4</sup> (62.98 cm <sup>4</sup> )

### MACHINING SERVICES

CTL	660006
Single Access Hole	660028
Single Anchor Fastener	660020
Tap 5/16 - 18	660024
Tap M8	660027

### BEAM SELECTION BY LOAD AND LENGTH



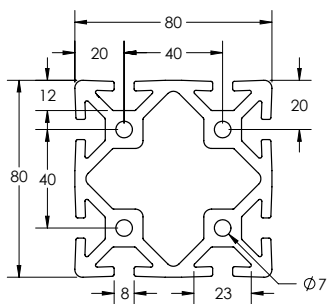
\* Charts based on allowable loads related to yield strength with a margin of safety equal to five.

» For deflection equations see page 10



# TS80-80M

Clear Anodized - **650039**  
 Black Anodized - **650139**



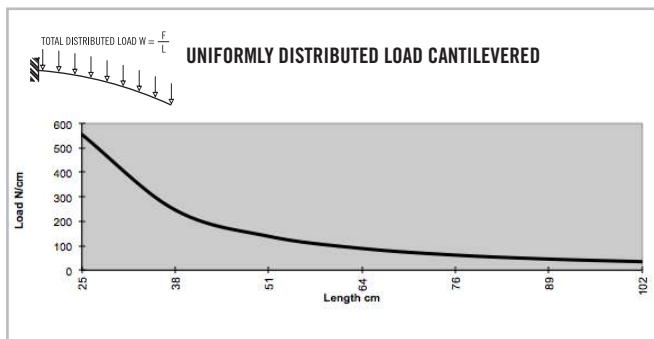
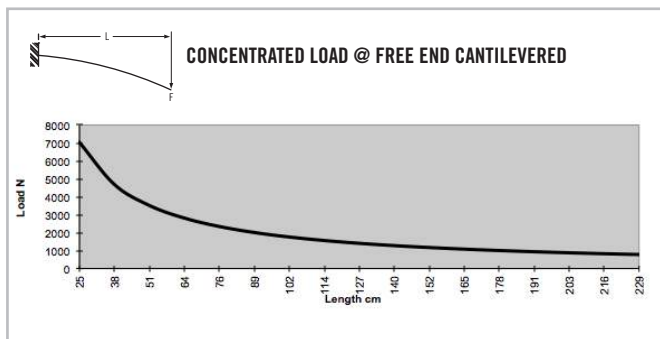
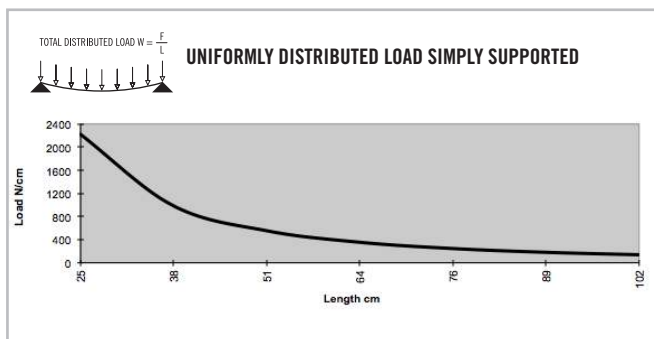
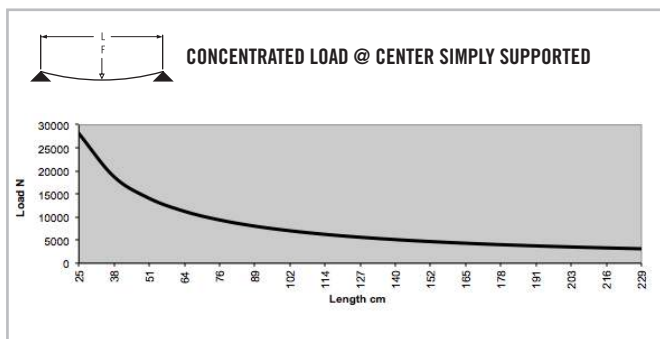
## SPECIFICATIONS

Length	240" (6 m)
Weight	4.488 lbs/ft (6.679 kg/m)
Estimated Area	4.006 in <sup>2</sup> (25.845 cm <sup>2</sup> )
Moment of Inertia	$I_x=4.289 \text{ in}^4$ (178.522 cm <sup>4</sup> ) $I_y=4.289 \text{ in}^4$ (178.522 cm <sup>4</sup> )

## MACHINING SERVICES

CTL	660013
Single Access Hole	660028
Single Anchor Fastener	660020
Tap 5/16 - 18	660031
Tap M8	660032

## BEAM SELECTION BY LOAD AND LENGTH



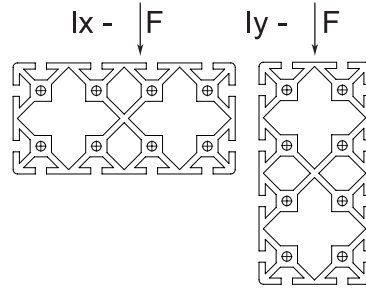
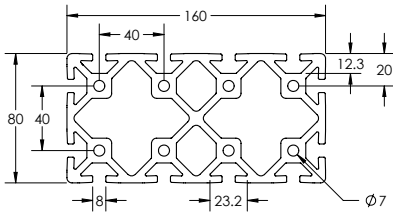
\* Charts based on allowable loads related to yield strength with a margin of safety equal to five.

» For deflection equations see page 10

# Metric Extrusions

## TS80-160M

Clear Anodized - 650064



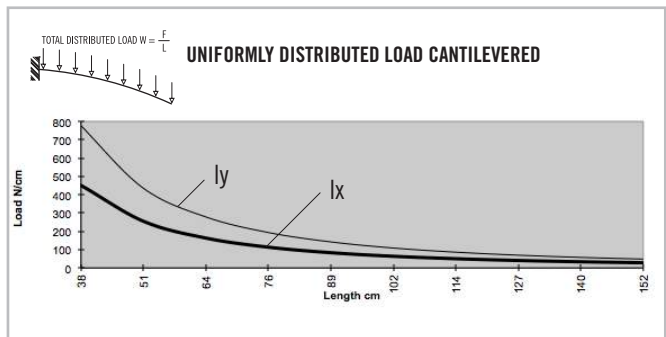
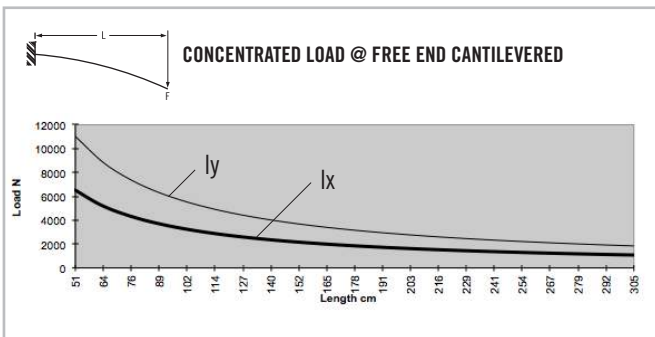
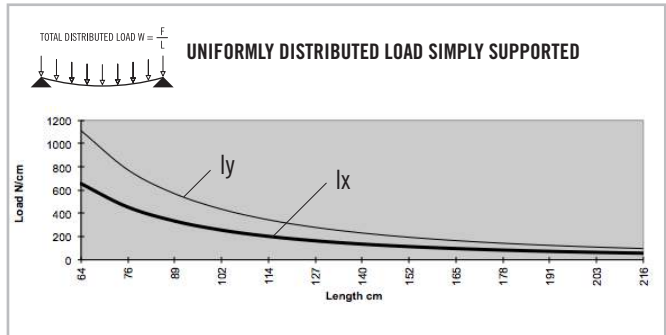
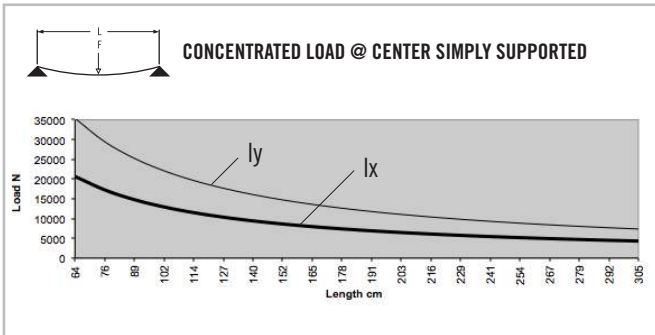
### SPECIFICATIONS

Length	240" (6 m)
Weight	8.384 lbs/ft (12.477 kg/m)
Estimated Area	6.987 in <sup>2</sup> (45.077 cm <sup>2</sup> )
Moment of Inertia	Ix=7.901 in <sup>4</sup> (328.864 cm <sup>4</sup> ) Iy=26.973 in <sup>4</sup> (1112.701 cm <sup>4</sup> )

### MACHINING SERVICES

CTL	660008
Single Access Hole	660028
Single Anchor Fastener	660020
Tap 5/16 - 18	660012
Tap M8	660014

### BEAM SELECTION BY LOAD AND LENGTH



\* Charts based on allowable loads related to yield strength with a margin of safety equal to five.

» For deflection equations see page 10



# CONTENT

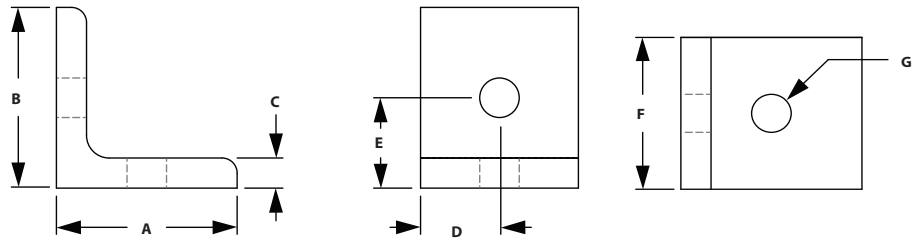
## 03 TLOTS Brackets

Corner Brackets & Gussets .....	358-364
Joining Strips & Plates.....	364-369
Tee Joining Plates.....	369-370

## **03 BRACKETS METRIC**

# Metric Brackets

## 2 HOLE INSIDE CORNER BRACKET

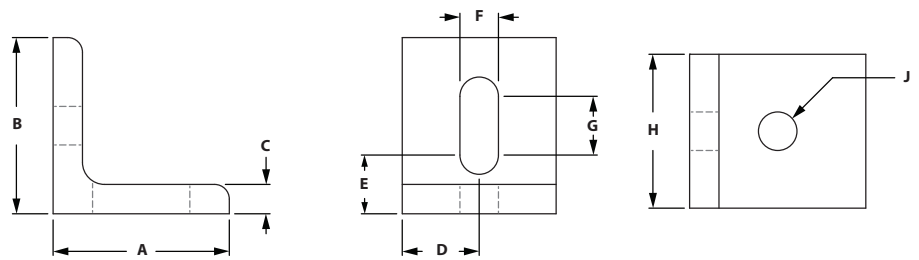


ITEM#	SERIES	A	B	C	D	E	F	G
664005	40	38.10mm	38.10mm	6.35mm	18.00mm	20.00mm	36.00mm	8.33mm

### RECOMMENDED FASTENERS

ITEM#	SERIES	QTY	BOLT	TNUT
651506	40	2	M8 x 16mm BHSCS	Economy

## 2 HOLE SLOTTED CORNER BRACKET

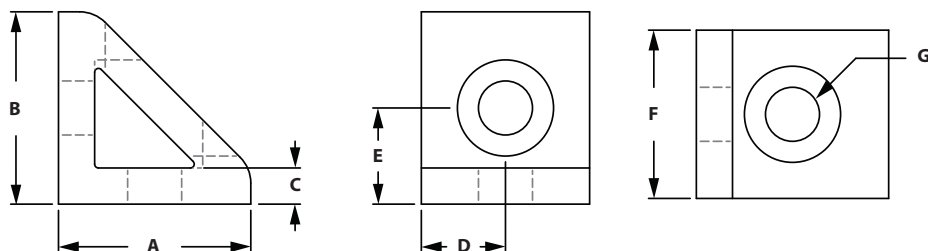



ITEM#	SERIES	A	B	C	D	E	F	G	H	J
664003	40	38.10mm	38.10mm	6.35mm	18.00mm	14.00mm	8.33mm	14.00mm	36.00mm	8.33mm

### RECOMMENDED FASTENERS

ITEM#	SERIES	QTY	BOLT	TNUT
651506	40	2	M8 x 16mm BHSCS	Economy

## 2 HOLE INSIDE CORNER GUSSET



ITEM#	SERIES	A	B	C	D	E	F	G
664006	40	38.10mm	38.10mm	6.35mm	18.00mm	20.00mm	36.00mm	8.33mm

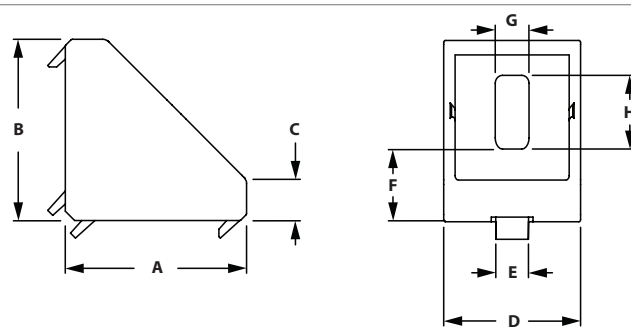
### RECOMMENDED FASTENERS

ITEM#	SERIES	QTY	BOLT	TNUT
651506	40	2	M8 x 16mm BHSCS	Economy

## 2 HOLE CORNER GUSSET



◦ Die-cast aluminum



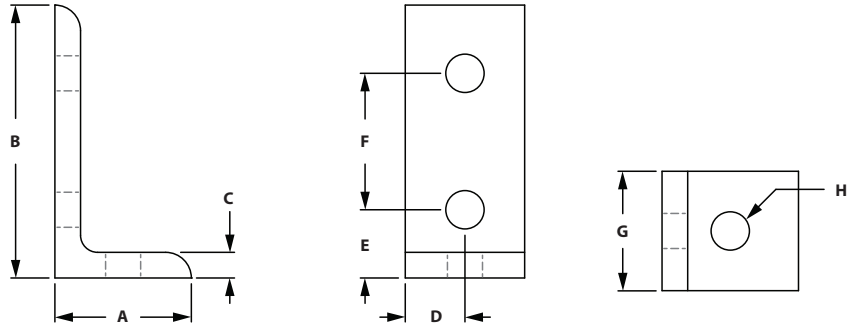
ITEM#	SERIES	A	B	C	D	E	F	G	H
671728	20	18.00mm	18.00mm	3.00mm	18.00mm	5.00mm	7.00mm	4.30mm	7.00mm

### RECOMMENDED FASTENERS

ITEM#	SERIES	QTY	DESCRIPTION
651615	20	2	M5 x 8mm BHSCS
651551	20	2	M5 Drop-In Tnut

# Metric Brackets

## 3 HOLE INSIDE CORNER BRACKET

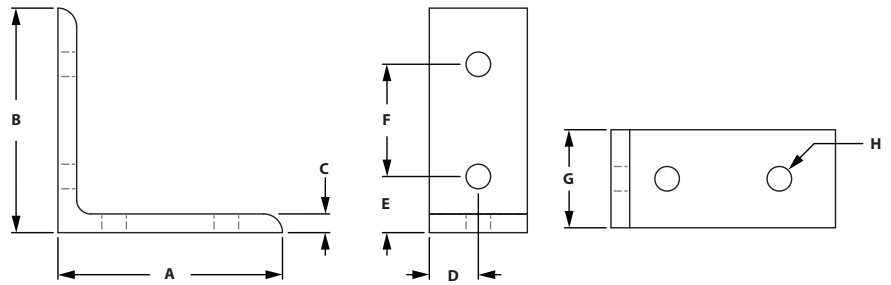


ITEM#	SERIES	A	B	C	D	E	F	G	H
664007	40	38.10mm	76.20mm	6.35mm	18.00mm	20.00mm	40.00mm	36.00mm	8.33mm

### RECOMMENDED FASTENERS

ITEM#	SERIES	QTY	BOLT	TNUT
651506	40	3	M8 x 16mm BHSCS	Economy

## 4 HOLE VERTICAL INSIDE CORNER BRACKET



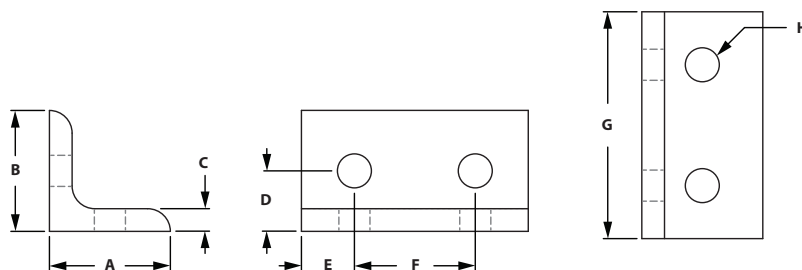
ITEM#	SERIES	A	B	C	D	E	F	G	H
664004	40	76.20mm	76.20mm	6.35mm	18.00mm	20.00mm	40.00mm	36.00mm	8.33mm

### RECOMMENDED FASTENERS

ITEM#	SERIES	QTY	BOLT	TNUT
651506	40	4	M8 x 16mm BHSCS	Economy



### 4 HOLE HORIZONTAL INSIDE CORNER BRACKET

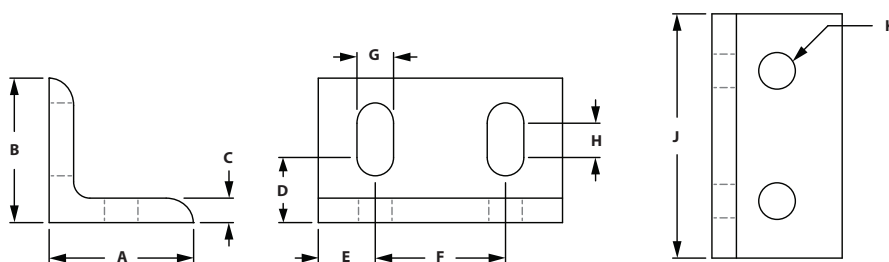


ITEM#	SERIES	A	B	C	D	E	F	G	H
664001	40	38.10mm	38.10mm	6.35mm	20.00mm	18.00mm	40.00mm	76.00mm	8.33mm

#### RECOMMENDED FASTENERS

ITEM#	SERIES	QTY	BOLT	TNUT
651506	40	4	M8 x 16mm BHSCS	Economy

### 4 HOLE HORIZONTAL SLOTTED INSIDE CORNER BRACKET



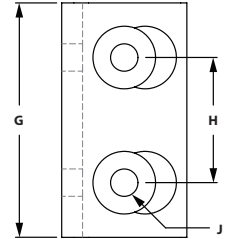
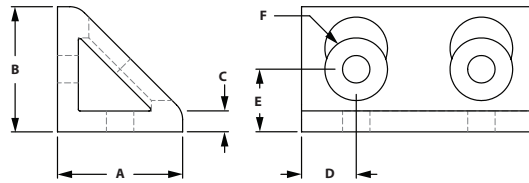
ITEM#	SERIES	A	B	C	D	E	F	G	H	J	K
659060	40	40.00mm	40.00mm	6.35mm	14.00mm	18.00mm	40.00mm	8.30mm	14.00mm	76.00mm	8.30mm

#### RECOMMENDED FASTENERS

ITEM#	SERIES	QTY	BOLT	TNUT
651506	40	4	M8 x 16mm BHSCS	Economy

# Metric Brackets

## 4 HOLE HORIZONTAL INSIDE CORNER GUSSET

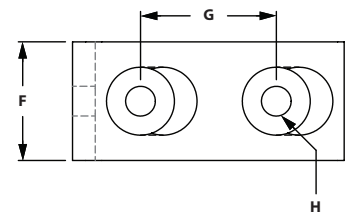
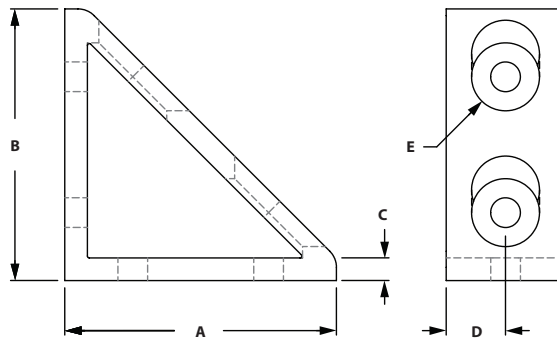


ITEM#	SERIES	A	B	C	D	E	F	G	H	J
664032	40	38.10mm	38.10mm	6.35mm	18.00mm	20.00mm	19.00mm	76.00mm	40.00mm	8.33mm

### RECOMMENDED FASTENERS

ITEM#	SERIES	QTY	BOLT	TNUT
651506	40	4	M8 x 16mm BHSCS	Economy

## 4 HOLE VERTICAL INSIDE CORNER GUSSET



ITEM#	SERIES	A	B	C	D	E	F	G	H
664002	40	76.20mm	76.20mm	6.35mm	18.00mm	19.00mm	36.00mm	40.00mm	8.33mm

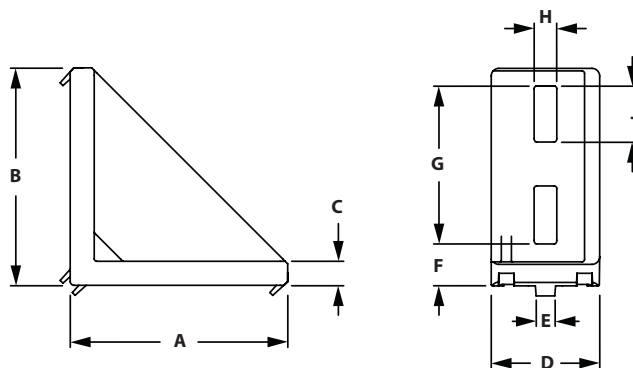
### RECOMMENDED FASTENERS

ITEM#	SERIES	QTY	BOLT	TNUT
651506	40	4	M8 x 16mm BHSCS	Economy

### 4 HOLE CORNER GUSSET



◦ Die-cast aluminum

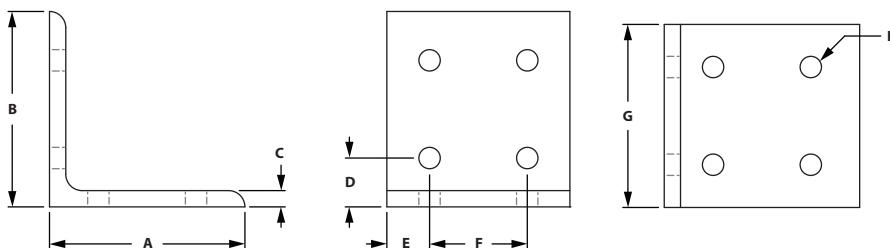


ITEM#	SERIES	A	B	C	D	E	F	G	H	J
671729	20	38.00mm	38.00mm	3.00mm	18.00mm	5.00mm	7.00mm	26.50mm	5.20mm	9.00mm

**RECOMMENDED FASTENERS**

ITEM#	SERIES	QTY	DESCRIPTION
651615	20	4	M5 x 8mm BHSCS
651551	20	4	M5 Drop-In Tnut

### 8 HOLE VERTICAL INSIDE CORNER BRACKET



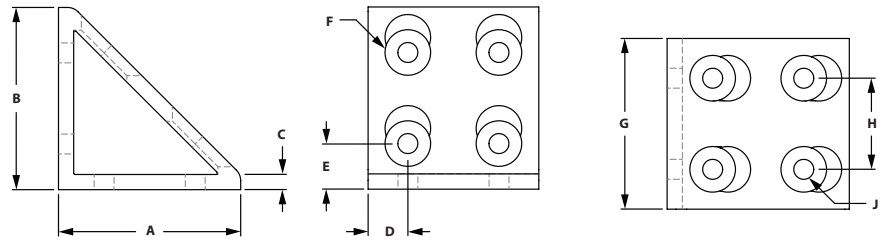

ITEM#	SERIES	A	B	C	D	E	F	G	H
664027	40	76.20mm	76.20mm	6.35mm	20.00mm	18.00mm	40.00mm	76.00mm	8.33mm

**RECOMMENDED FASTENERS**

ITEM#	SERIES	QTY	BOLT	TNUT
651506	40	8	M8 x 16mm BHSCS	Economy

# Metric Brackets

## 8 HOLE VERTICAL INSIDE CORNER GUSSET

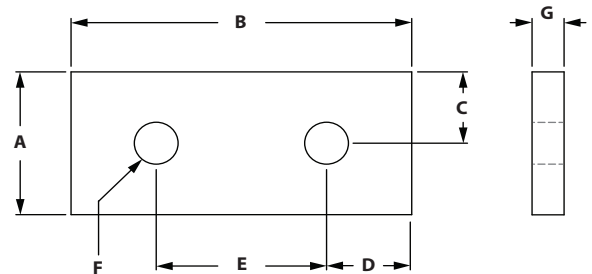


ITEM#	SERIES	A	B	C	D	E	F	G	H	J
664000	40	76.20mm	76.20mm	6.35mm	18.00mm	20.00mm	19.00mm	76.00mm	40.00mm	6.35mm

### RECOMMENDED FASTENERS

ITEM#	SERIES	QTY	BOLT	TNUT
651506	40	8	M8 x 16mm BHSCS	Economy

## 2 HOLE JOINING STRIP

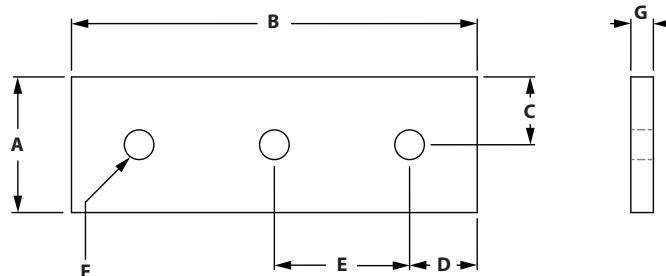


ITEM#	SERIES	A	B	C	D	E	F	G
671730	20	18.00mm	38.00mm	9.00mm	9.00mm	20.00mm	5.50mm	4.00mm
664057	40	38.10mm	76.20mm	19.00mm	18.11mm	40.00mm	8.33mm	6.35mm

### RECOMMENDED FASTENERS

ITEM#	SERIES	QTY	BOLT	TNUT
651615 & 651551	20	2 EA	M5 x 8mm BHSCS	M5 Drop-In Tnut
651506	40	2	M8 x 16mm BHSCS	Economy

### 3 HOLE JOINING STRIP

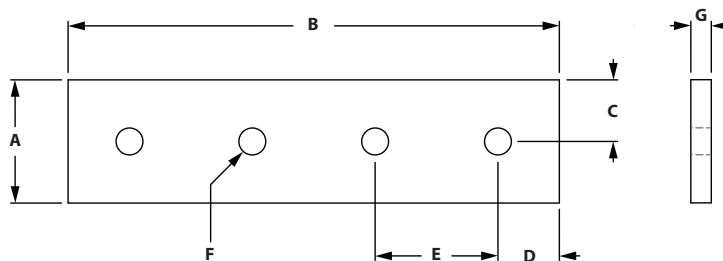


ITEM#	SERIES	A	B	C	D	E	F	G
664041	40	38.10mm	120.00mm	19.00mm	20.00mm	40.00mm	8.33mm	6.35mm

#### RECOMMENDED FASTENERS

ITEM#	SERIES	QTY	BOLT	TNUT
651506	40	3	M8 x 16mm BHSCS	Economy

### 4 HOLE JOINING STRIP



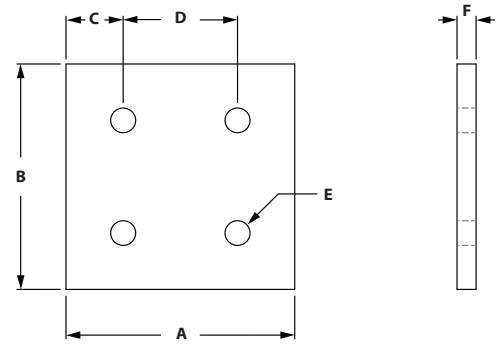
ITEM#	SERIES	A	B	C	D	E	F	G
664050	40	38.10mm	140.00mm	19.00mm	20.00mm	40.00mm	8.33mm	6.35mm

#### RECOMMENDED FASTENERS

ITEM#	SERIES	QTY	BOLT	TNUT
651506	40	4	M8 x 16mm BHSCS	Economy

# Metric Brackets

## 4 HOLE JOINING PLATE

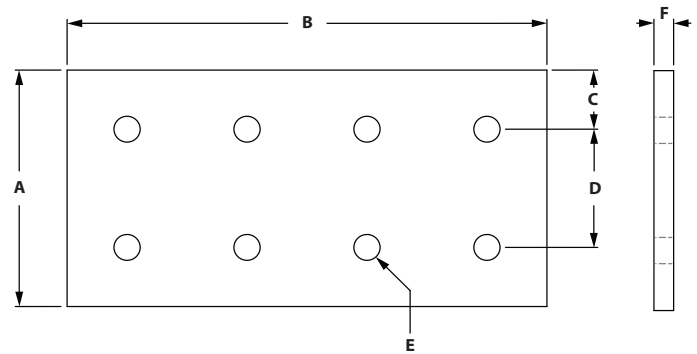


ITEM#	SERIES	A	B	C	D	E	F
664049	40	76.20mm	76.20mm	18.11mm	40.00mm	8.33mm	6.35mm

### RECOMMENDED FASTENERS

ITEM#	SERIES	QTY	BOLT	TNUT
651506	40	4	M8 x 16mm BHSCS	Economy

## 8 HOLE JOINING PLATE

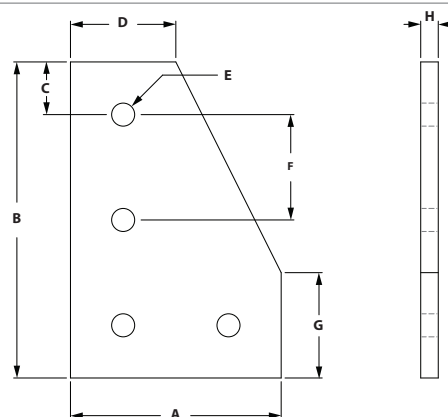


ITEM#	SERIES	A	B	C	D	E	F
659059	40	76.20mm	160.00mm	18.11mm	40.00mm	8.33mm	6.35mm

### RECOMMENDED FASTENERS

ITEM#	SERIES	QTY	BOLT	TNUT
651506	40	8	M8 x 16mm BHSCS	Economy

### 4 Hole 90° JOINING PLATE

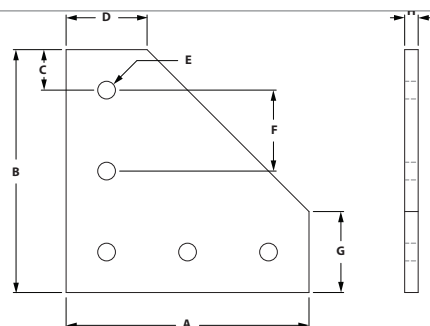


ITEM#	SERIES	A	B	C	D	E	F	G	H
664077	40	80.00mm	120.00mm	27.00mm	40.00mm	8.33mm	40.00mm	40.00mm	6.00mm

#### RECOMMENDED FASTENERS

ITEM#	SERIES	QTY	BOLT	TNUT
651506	40	4	M8 x 16mm BHSCS	Economy

### 5 HOLE 90° JOINING PLATE



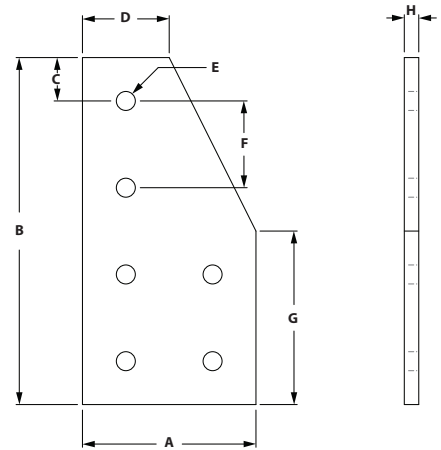
ITEM#	SERIES	A	B	C	D	E	F	G	H
664029	40	127.00mm	127.00mm	27.00mm	40.00mm	8.33mm	40.00mm	40.00mm	6.35mm

#### RECOMMENDED FASTENERS

ITEM#	SERIES	QTY	BOLT	TNUT
651506	40	5	M8 x 16mm BHSCS	Economy

# Metric Brackets

## 6 Hole 90° JOINING PLATE

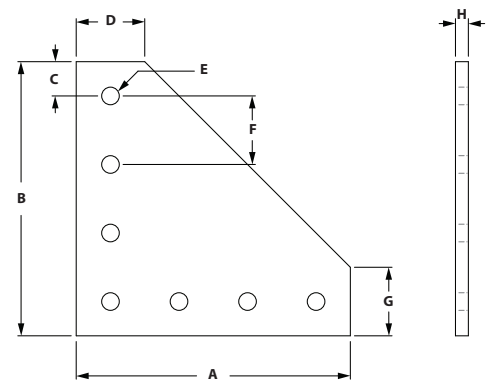


ITEM#	SERIES	A	B	C	D	E	F	G	H
682825	40	80.00mm	160.00mm	27.00mm	40.00mm	8.33mm	40.00mm	80.00mm	6.00mm

### RECOMMENDED FASTENERS

ITEM#	SERIES	QTY	BOLT	TNUT
651506	40	6	M8 x 16mm BHSCS	Economy

## 7 HOLE 90° JOINING PLATE



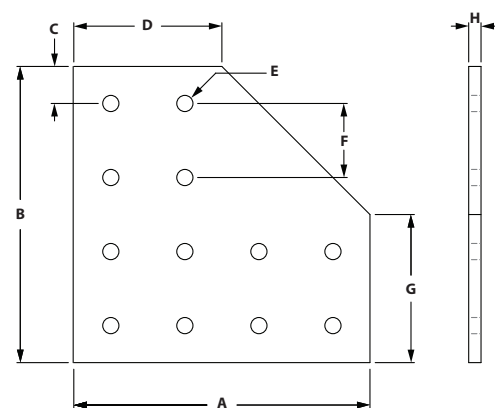
ITEM#	SERIES	A	B	C	D	E	F	G	H
664079	40	152.40mm	152.40mm	12.40mm	36.20mm	8.33mm	40.00mm	36.20mm	6.35mm

### RECOMMENDED FASTENERS

ITEM#	SERIES	QTY	BOLT	TNUT
651506	40	7	M8 x 16mm BHSCS	Economy



### 12 Hole 90° JOINING PLATE

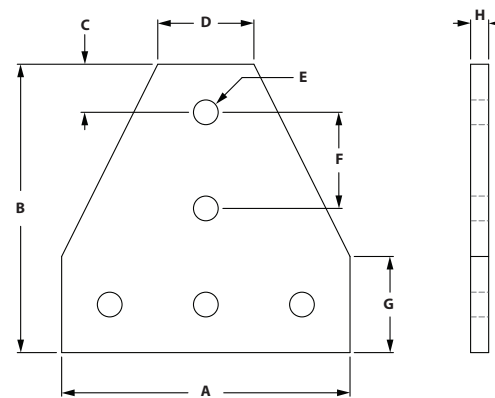


ITEM#	SERIES	A	B	C	D	E	F	G	H
664053	40	152.40mm	152.40mm	12.40mm	76.20mm	8.33mm	40.00mm	76.20mm	6.35mm

RECOMMENDED FASTENERS

ITEM#	SERIES	QTY	BOLT	TNUT
651506	40	12	M8 x 16mm BHSCS	Economy

### 5 HOLE TEE JOINING PLATE

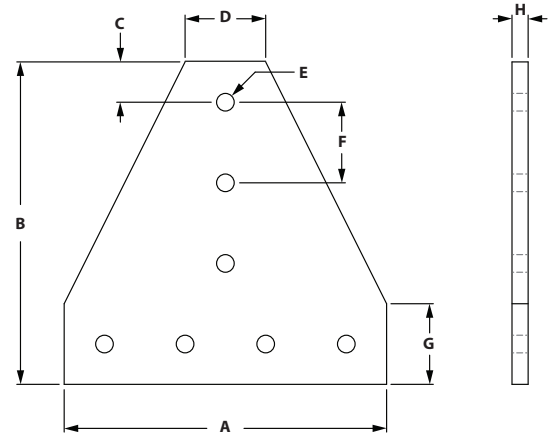


ITEM#	SERIES	A	B	C	D	E	F	G	H
664051	40	114.30mm	114.30mm	17.10mm	38.10mm	8.33mm	40.00mm	38.10mm	6.35mm

RECOMMENDED FASTENERS

ITEM#	SERIES	QTY	BOLT	TNUT
651506	40	5	M8 x 16mm BHSCS	Economy

## 7 HOLE TEE JOINING PLATE

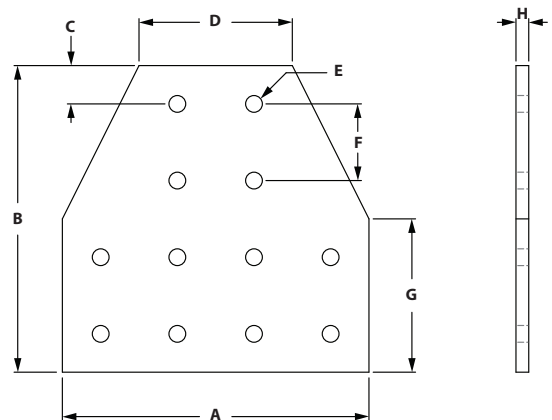


ITEM#	SERIES	A	B	C	D	E	F	G	H
664080	40	152.40mm	152.40mm	16.20mm	40.00mm	8.33mm	40.00mm	40.00mm	6.35mm

### RECOMMENDED FASTENERS

ITEM#	SERIES	QTY	BOLT	TNUT
651506	40	7	M8 x 16mm BHSCS	Economy


## 12 HOLE TEE JOINING PLATE



ITEM#	SERIES	A	B	C	D	E	F	G	H
664054	40	152.40mm	152.40mm	16.20mm	76.20mm	8.33mm	40.00mm	76.20mm	6.35mm

### RECOMMENDED FASTENERS

ITEM#	SERIES	QTY	BOLT	TNUT
651506	40	12	M8 x 16mm BHSCS	Economy



# CONTENT

## 04 Fasteners

Fastener Application Test . . . . .	374
Economy T-nuts . . . . .	375
Standard T-nuts . . . . .	375
Drop In T-nuts . . . . .	376-377
Z-Nuts . . . . .	377
Butt Fasteners . . . . .	377
Anchor Fasteners . . . . .	378
End Fasteners . . . . .	378
Single Tab End Fastener . . . . .	379
Screws . . . . .	380-383
Washers & Hex Nuts . . . . .	383

## **04 FASTENERS METRIC**

# Metric Fasteners

## RECOMMENDED TOOL SIZE FOR FASTENERS

THREAD SIZE	SHCS	BHSCS	FBHSCS	FHSCS
8-32	--	3/32"	--	--
10-32	5/32"	1/8"	--	--
1/4-20	3/16"	5/32"	5/32"	5/32"
5/16-18	1/4"	3/16"	3/16"	3/16"
3/8-16	5/16"	N/A	--	7/32"
M5	4mm	3mm	--	3mm
M6	5mm	4mm	--	4mm
M8	6mm	5mm	--	5mm
M10	8mm	6mm	--	6mm

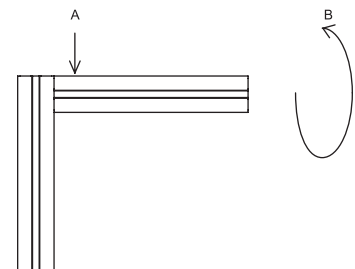
\* Numbers in chart reflect hex tool size required.

## FASTENER APPLICATION TEST

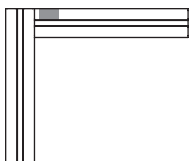
FASTENER	TS10-10		TS15-15L		TS15-15	
	A (lbs)	B	A (lbs)	B	A (lbs)	B
1	500	180 in/lbs	950	540 in/lbs	950	700 in/lbs
2	900	250 in/lbs	1,200	1,150 in/lbs	1,200	2,000 in/lbs
3	450	325 in/lbs	1,000	680 in/lbs	1,000	1,150 in/lbs
4	175	400 in/lbs	225	1,000 in/lbs	225	1,100 in/lbs
5	175	500 in/lbs	250	1,200 in/lbs	250	1,260 in/lbs
6	325	180 in/lbs	375	500 in/lbs	575	500 in/lbs
7	325	260 in/lbs	375	500 in/lbs	575	500 in/lbs

\* All forces are approximate.

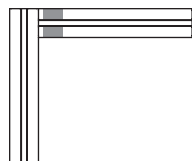
**A - DIRECT FORCE**  
**B - TORTIONAL FORCE**



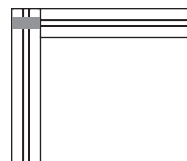
**1 - SINGLE ANCHOR**



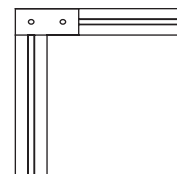
**2 - DOUBLE ANCHOR**



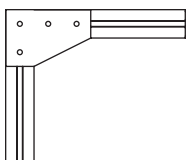
**3 - END FASTENER**



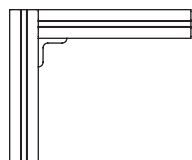
**4 - JOINING STRIP**



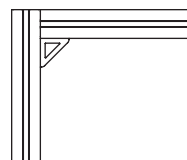
**5 - 90° JOINING PLATE**



**6 - CORNER BRACKET**



**7 - CORNER GUSSET**

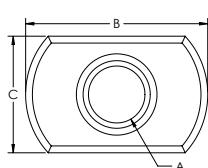


## ECONOMY T-NUTS

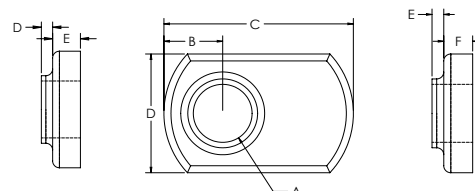


- Economical
- Extrusion end loading

CENTER THREAD



OFFSET THREAD



### CENTER THREAD

ITEM#	FINISH	SERIES	A	B	C	D	E
682888	Bright Zinc	20	M5 x .8	16.00mm	9.60mm	0.80mm	2.40mm
651445	Black Zinc	40	M8 x 1.25	20.57mm	12.95mm	1.27mm	3.05mm

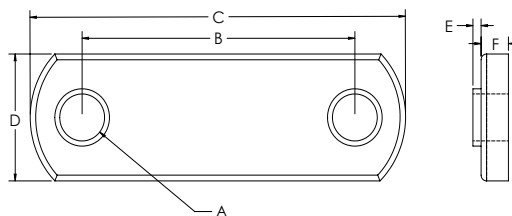
### OFFSET THREAD

ITEM#	FINISH	SERIES	A	B	C	D	E	F
651366	Bright Zinc	40	M6 x 1.0	6.35mm	20.57mm	12.95mm	1.27mm	3.05mm
651367	Bright Zinc	40	M8 x 1.25	7.11mm	25.40mm	16.25mm	2.03mm	3.55mm

## DOUBLE ECONOMY T-NUTS




- Economical
- Extrusion end loading
- Convenient and better productivity over single economy T-Nut



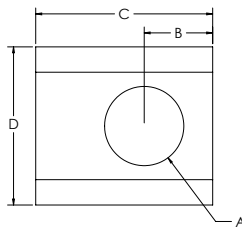
ITEM#	FINISH	SERIES	A	B	C	D	E	F
651461	Black Zinc	40	M8 x 1.25	40mm	76mm	16mm	2.032mm	3.556mm

## STANDARD T-NUTS OFFSET

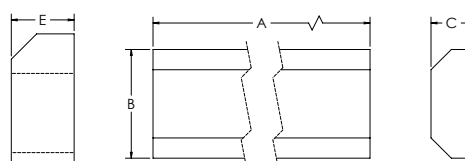


- Extrusion end loading
- Economical

STANDARD



PROFILE



ITEM#	FINISH	SERIES	A	B	C	D	E
651393	Black Zinc	40	M6 x 1.0	6.86mm	17.73mm	15.85mm	6.30mm
651395	Bright Zinc	40	M8 x 1.25	6.86mm	17.73mm	15.85mm	6.30mm

### PROFILES

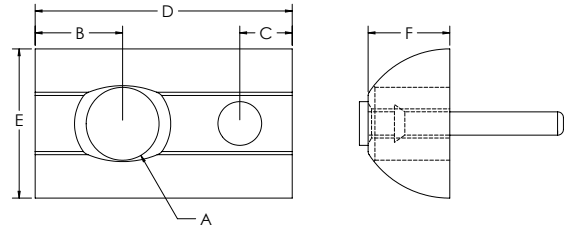
ITEM#	FINISH	SERIES	A	B	C
651475	Mill Finish	40	36.000"	.624"	.248"

# Metric Fasteners

## DROP IN T-NUTS WITH RUBBER HANDLE



- Tapered bottom allows for easy loading and removal from extrusion slot
- Reduces assembly time
- Easy to add and reposition in T-Slot when ends are closed off
- Rubber nub holds T-Nut in vertical T-Slot

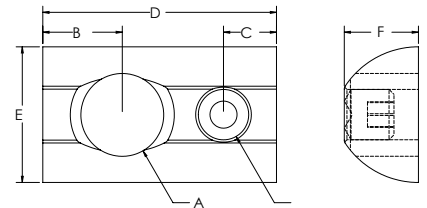


ITEM#	FINISH	SERIES	A	B	C	D	E	F
651372	Bright Zinc	40	M6 x 1.0	7.62mm	4.57mm	22.35mm	12.95mm	7.11mm
651371	Bright Zinc	40	M8 x 1.25	7.62mm	4.57mm	22.35mm	12.95mm	7.11mm

## DROP IN T-NUTS WITH SET SCREW



- Tapered bottom allows for easy loading and removal from extrusion slot
- Reduces assembly time
- Easy to add and reposition in T-Slot when ends are closed off
- Set screw holds T-Nut in vertical T-Slot

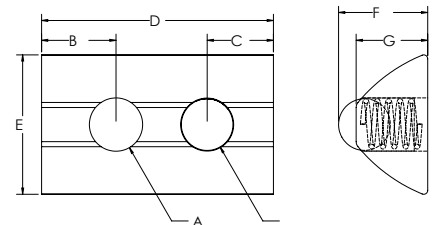


ITEM#	FINISH	SERIES	A	B	C	D	E	F
651425	Bright Zinc	40	M6 x 1.0	7.62mm	5.08mm	22.35mm	12.95mm	7.11mm
651421	Bright Zinc	40	M8 x 1.25	7.62mm	5.08mm	22.35mm	12.95mm	7.11mm

## DROP IN T-NUTS WITH BALL BEARING



- Tapered bottom allows for easy loading and removal from extrusion slot
- Reduces assembly time
- Easy to add and reposition in T-Slot when ends are closed off
- Ball bearing holds T-Nut in vertical T-Slot



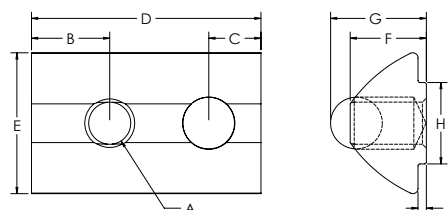
ITEM#	FINISH	SERIES	A	B	C	D	E	F	G
651646	Bright Zinc	40	M5 x .8	7.11mm	6.35mm	22.35mm	13.21mm	8.38mm	6.86mm
651647	Bright Zinc	40	M6 X 1.0	7.11mm	6.35mm	22.35mm	13.21mm	8.38mm	6.86mm
651648	Bright Zinc	40	M8 x 1.25	7.11mm	6.35mm	22.35mm	13.21mm	8.38mm	6.86mm



## STEPPED DROP IN T-NUT WITH BALL BEARING



- Zinc plated stainless steel
- Self aligning roll in T-SLOT nut with spring ball

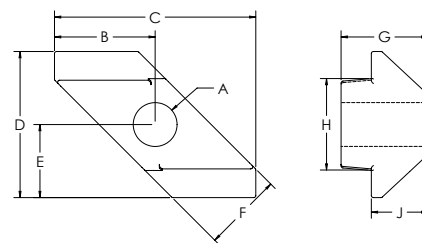


ITEM#	FINISH	SERIES	A	B	C	D	E	F	G	H	J
651551	Bright Zinc	20	M5 x .8	3.80mm	3.00mm	12.00mm	7.70mm	4.00mm	5.00mm	4.90mm	0.60mm
664111	Bright Zinc	40	M5 x .8	7.62mm	5.08mm	22.10mm	13.462mm	7.366mm	9.398mm	7.366mm	7.874mm
664112	Bright Zinc	40	M6 x 1.0	7.62mm	5.08mm	22.10mm	13.462mm	7.366mm	9.398mm	7.366mm	7.874mm
664113	Bright Zinc	40	M8 x 1.25	7.62mm	5.08mm	22.10mm	13.462mm	7.366mm	9.398mm	7.366mm	7.874mm

## Z-NUTS



- Design allows for easy loading from extrusion slot
- Metric thread size only

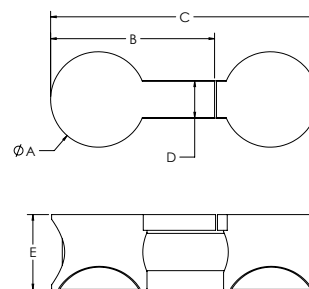


ITEM#	FINISH	SERIES	A	B	C	D	E	F	G	H	J
662002	Bright Zinc	40	M5 x .08	9.65mm	19.30mm	14.00mm	7.00mm	7.60mm	8.30mm	8.76mm	5.41mm
662001	Bright Zinc	40	M6 x 1.0	9.65mm	19.30mm	14.00mm	7.00mm	7.60mm	8.30mm	8.76mm	5.41mm

## BUTT FASTENERS



- Allows you to butt two extrusions end to end for maximum strength and alignment
- See page 442 for machining



ITEM#	FINISH	SERIES	A	B	C	D	E
651154	Bright Zinc	40	20.32mm	35.05mm	56.90mm	7.87mm	16.00mm
651633	Black	40	20.32mm	35.05mm	56.90mm	7.87mm	16.00mm

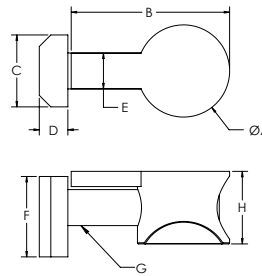
# Metric Fasteners

## ANCHOR FASTENERS

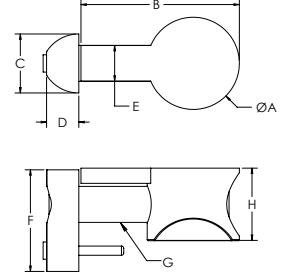


- Strongest of available fasteners
- Creates 90 degree T-Slot connections
- All T-Nuts are offset
- See page 442 for machining

STANDARD TNUT

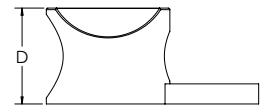
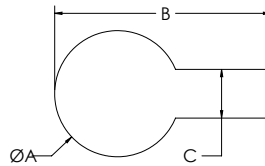


DROP-IN TNUT



ITEM#	FINISH	SERIES	A	B	C	D	E	F	G	H
651424	Bright Zinc	40	20.32mm	35.05mm	15.85mm	6.35mm	7.87mm	17.78mm	M8 x 30mm SHCS	16.00mm

## ANCHOR FASTENER CAMS



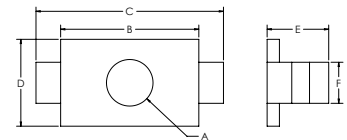
ITEM#	FINISH	SERIES	A	B	C	D
651147	Bright Zinc	40	20.32mm	35.05mm	7.87mm	16.00mm
651565	Black	40	20.32mm	35.05mm	7.87mm	16.00mm

## END FASTENERS

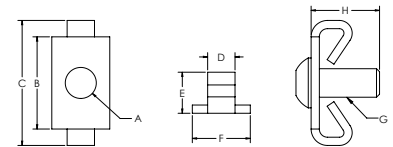


- Provides a hidden fastener when connecting extrusions at 90 degrees
- Mating extrusions glide over end fastener
- Tapping service required in the extrusion base end and access hole in the mating extrusion
- Prevents mating extrusion from rotating

WITHOUT BOLT



WITH BOLT



ITEM#	FINISH	SERIES	A	B	C	D	E	F
651289	Bright Zinc	40	8.63mm	25.65mm	34.80mm	16.25mm	11.43mm	7.62mm
651160	Black Zinc	40	8.63mm	25.65mm	34.80mm	16.25mm	11.43mm	7.62mm

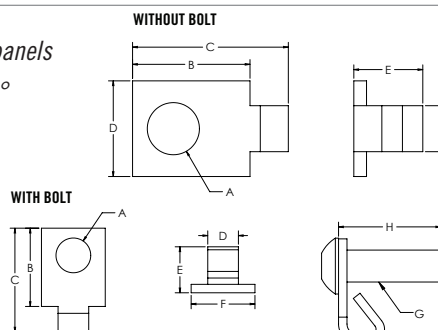
### WITH BOLTS

ITEM#	FINISH	SERIES	A	B	C	D	E	F	G	H
651418	Bright Zinc	40	8.63mm	25.65mm	34.80mm	7.62mm	11.43mm	16.25mm	M8 x 20mm BHSCS	20.00mm

## SINGLE TAB END FASTENERS



- Allows for panels to mate in slots without having to notch panels
- Provides hidden fastener when connecting extrusions at 90°
- Mating extrusions glide over end fastener
- Tapping service required in the extrusion base end and access hole in the mating extrusions



ITEM#	FINISH	SERIES	A	B	C	D	E	F
651495	Bright Zinc	40	8.63mm	19.56mm	25.91mm	7.62mm	11.43mm	15.75mm

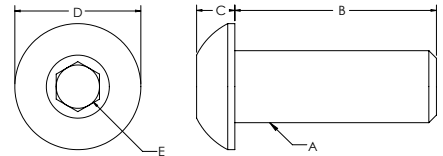
WITH BOLTS										
ITEM#	FINISH	SERIES	A	B	C	D	E	F	G	H
651502	Bright Zinc	40	8.63mm	19.56mm	25.91mm	7.62mm	11.43mm	15.75mm	M8 x 20mm BHSCS	24.89mm

# Metric Fasteners

## BUTTON HEAD SOCKET CAP SCREW & ASSEMBLIES



- Grade 8 or stronger
- Alloy steel
- ANSI B18.3 rating



ITEM#	FINISH	A	B	C	D	E
651615	Black Phosphate	M5	8mm	2.75mm	9.50mm	3.44mm
699939	Black Phosphate	M5	10mm	2.75mm	9.50mm	3.44mm
699936	Black Phosphate	M6	10mm	3.15mm	10.35mm	4.58mm
651333	Black Phosphate	M6	12mm	3.15mm	10.35mm	4.58mm
651570	Black Phosphate	M6	14mm	3.15mm	10.35mm	4.58mm
683210	Stainless Steel	M6	14mm	3.15mm	10.35mm	4.58mm
651335	Black Phosphate	M6	16mm	3.15mm	10.35mm	4.58mm
659232	Stainless Steel	M6	16mm	3.15mm	10.35mm	4.58mm
651579	Black Phosphate	M6	18mm	3.15mm	10.35mm	4.58mm
683044	Stainless Steel	M6	18mm	3.15mm	10.35mm	4.58mm
651340	Black Phosphate	M6	20mm	3.15mm	10.35mm	4.58mm
651661	Bright Zinc	M6	20mm	3.15mm	10.35mm	4.58mm
683163	Stainless Steel	M6	20mm	3.15mm	10.35mm	4.58mm
651341	Black Phosphate	M6	25mm	3.15mm	10.35mm	4.58mm
651343	Black Phosphate	M8	12mm	4.25mm	13.75mm	5.72mm
651580	Black Phosphate	M8	14mm	4.25mm	13.75mm	5.72mm
651345	Black Phosphate	M8	16mm	4.25mm	13.75mm	5.72mm
681883	Stainless Steel	M8	16mm	4.25mm	13.75mm	5.72mm
651581	Black Phosphate	M8	18mm	4.25mm	13.75mm	5.72mm
683164	Stainless Steel	M8	18mm	4.25mm	13.75mm	5.72mm
651347	Black Phosphate	M8	20mm	4.25mm	13.75mm	5.72mm
659929	Stainless Steel	M8	20mm	4.25mm	13.375mm	5.72mm
651351	Black Phosphate	M8	25mm	4.25mm	13.75mm	5.72mm

### BUTTON HEAD SOCKET CAP SCREW COMBINATION PARTS (CONTINUED)

ITEM#	SERIES	BOLT ITEM	FINISH	THREAD	LENGTH	TNUT ITEM	TNUT TYPE	FINISH
651593	10	683210	Stainless Steel	M6	14mm	651386	Economy	Black Zinc
651594	10	659232	Stainless Steel	M6	16mm	651386	Economy	Black Zinc
651595	10	683044	Stainless Steel	M6	18mm	651386	Economy	Black Zinc
651596	10	683163	Stainless Steel	M6	20mm	651386	Economy	Black Zinc
651601	40	683210	Stainless Steel	M6	14mm	651366	Economy	Black Zinc
651602	40	659232	Stainless Steel	M6	16mm	651366	Economy	Black Zinc
651603	40	683044	Stainless Steel	M6	18mm	651366	Economy	Black Zinc
651604	40	683163	Stainless Steel	M6	20mm	651366	Economy	Black Zinc
651605	40	681883	Stainless Steel	M8	16mm	651366	Economy	Black Zinc
651606	40	683164	Stainless Steel	M8	18mm	651366	Economy	Black Zinc
651607	40	659929	Stainless Steel	M8	20mm	651366	Economy	Black Zinc
651507	40	651345	Black Phosphate	M8	16mm	651395	Standard	Black Zinc
651508	40	651345	Black Phosphate	M8	16mm	651648	Drop-In	Bright Zinc

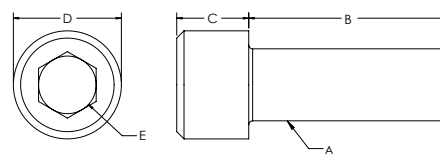
**BUTTON HEAD SOCKET CAP SCREW COMBINATION PARTS**

ITEM#	SERIES	BOLT ITEM	FINISH	THREAD	LENGTH	TNUT ITEM	TNUT TYPE	FINISH
651506	40	651345	Black Phosphate	M8	16mm	651367	Economy	Bright Zinc
651521	40	651345	Black Phosphate	M8	16mm	651461	DBL Economy	Black Zinc

**SOCKET HEAD CAP SCREWS & ASSEMBLIES**



- Grade 8 or stronger
- Alloy steel
- ANSI B18.3 rating



ITEM#	FINISH	A	B	C	D	E
699933	Black Phosphate	M5	16mm	4.91mm	8.33mm	4.58mm
699932	Black Phosphate	M6	10mm	5.85mm	10.00mm	5.72mm
651332	Black Phosphate	M6	12mm	5.85mm	10.00mm	5.72mm
651546	Black Phosphate	M6	14mm	5.85mm	10.00mm	5.72mm
658467	Stainless Steel	M6	14mm	5.85mm	10.00mm	5.72mm
651334	Black Phosphate	M6	16mm	5.85mm	10.00mm	5.72mm
680015	Stainless Steel	M6	16mm	5.85mm	10.00mm	5.72mm
651573	Black Phosphate	M6	18mm	5.85mm	10.00mm	5.72mm
683159	Stainless Steel	M6	18mm	5.85mm	10.00mm	5.72mm
651337	Black Phosphate	M6	20mm	5.85mm	10.00mm	5.72mm
683162	Stainless Steel	M6	20mm	5.85mm	10.00mm	5.72mm
651338	Black Phosphate	M6	25mm	5.85mm	10.00mm	5.72mm
658592	Black Phosphate	M6	35mm	5.85mm	10.00mm	5.72mm
651342	Black Phosphate	M8	12mm	7.82mm	13.10mm	6.86mm
651575	Black Phosphate	M8	14mm	7.82mm	13.10mm	6.86mm
651344	Black Phosphate	M8	16mm	7.82mm	13.10mm	6.86mm
683160	Stainless Steel	M8	16mm	7.82mm	13.10mm	6.86mm
651577	Black Phosphate	M8	18mm	7.82mm	13.10mm	6.86mm
683161	Stainless Steel	M8	18mm	7.82mm	13.10mm	6.86mm
651346	Black Phosphate	M8	20mm	7.82mm	13.10mm	6.86mm
681379	Stainless Steel	M8	20mm	7.82mm	13.10mm	6.86mm
651350	Black Phosphate	M8	25mm	7.82mm	13.10mm	6.86mm
651354	Bright Zinc	M8	30mm	7.82mm	13.10mm	6.86mm
682660	Black Phosphate	M8	35mm	7.82mm	13.10mm	6.86mm
651542	Black Phosphate	M8	40mm	7.82mm	13.10mm	6.86mm
651562	Black Phosphate	M8	45mm	7.82mm	13.10mm	6.86mm
651553	Black Phosphate	M8	50mm	7.82mm	13.10mm	6.86mm
651563	Black Phosphate	M8	60mm	7.82mm	13.10mm	6.86mm
651564	Black Phosphate	M8	80mm	7.82mm	13.10mm	6.86mm

CONTINUED NEXT PAGE

# Metric Fasteners

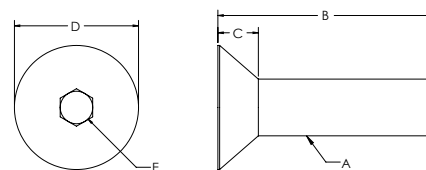
## SOCKET HEAD CAP SCREWS COMBINATION PARTS

ITEM#	SERIES	BOLT ITEM	FINISH	THREAD	LENGTH	TNUT ITEM	TNUT TYPE	FINISH
651597	10	658467	Stainless Steel	M6	14mm	651386	Economy	Black Zinc
651598	10	680015	Stainless Steel	M6	16mm	651386	Economy	Black Zinc
651599	10	683159	Stainless Steel	M6	18mm	651386	Economy	Black Zinc
651600	10	683162	Stainless Steel	M6	20mm	651386	Economy	Black Zinc
651608	40	658467	Stainless Steel	M6	14mm	651366	Economy	Black Zinc
651609	40	680015	Stainless Steel	M6	16mm	651366	Economy	Black Zinc
651610	40	683159	Stainless Steel	M6	18mm	651366	Economy	Black Zinc
651611	40	683162	Stainless Steel	M6	20mm	651366	Economy	Black Zinc
651612	40	683160	Stainless Steel	M8	16mm	651367	Economy	Black Zinc
651613	40	683161	Stainless Steel	M8	18mm	651367	Economy	Black Zinc
651614	40	681379	Stainless Steel	M8	20mm	651367	Economy	Black Zinc
651512	40	651344	Black Phosphate	M8	16mm	651367	Economy	Bright Zinc
651537	40	651346	Black Phosphate	M8	20mm	651367	Economy	Bright Zinc

## FLATHEAD SOCKET CAP SCREW



- Grade 8 or stronger
- Alloy steel
- ANSI B18.3 rating

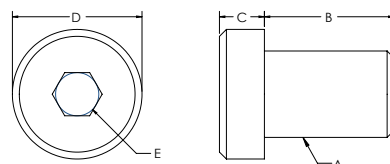


ITEM#	FINISH	A	B	C	D	E
651680	Black Phosphate	M4	8mm	2.20mm	8.00mm	2.5mm
651582	Black Phosphate	M5	20mm	3.00mm	9.70mm	3mm
651515	Black Phosphate	M6	12mm	3.72mm	11.78mm	4mm
651571	Black Phosphate	M6	14mm	3.72mm	11.78mm	4mm
651516	Black Phosphate	M6	16mm	3.72mm	11.78mm	4mm
651572	Black Phosphate	M6	18mm	3.72mm	11.78mm	4mm
651549	Black Phosphate	M6	20mm	3.72mm	11.78mm	4mm
651578	Black Phosphate	M8	12mm	4.96mm	15.66mm	5mm
651574	Black Phosphate	M8	14mm	4.96mm	15.66mm	5mm
651517	Black Phosphate	M8	16mm	4.96mm	15.66mm	5mm
651576	Black Phosphate	M8	18mm	4.96mm	15.85mm	5mm
651518	Bright Zinc	M8	20mm	4.96mm	15.85mm	5mm

## LOWHEAD SOCKET CAP SCREW

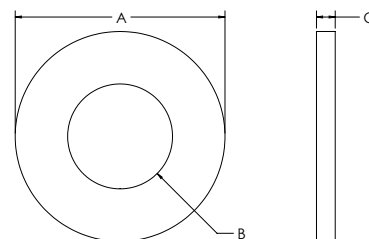


- Grade 8 or stronger
- Alloy steel
- ANSI B18.3 rating



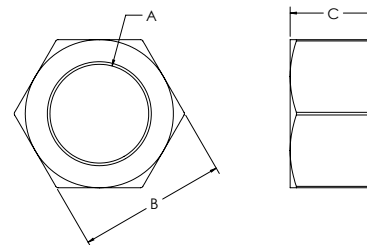
ITEM#	FINISH	A	B	C	D	E
682961	Black Phosphate	M8	30.00mm	4.93mm	12.90mm	5mm

## WASHERS



ITEM#	FINISH	TYPE	A	B	C
651550	Bright Zinc	M5	10.00mm	5.20mm	1.00mm
651388	Bright Zinc	M6	11.80mm	6.50mm	1.60mm
651387	Black Zinc	M8	15.70mm	8.50mm	1.75mm
681813	Bright Zinc	M10	19.75mm	10.60mm	2.00mm

## HEX NUTS



ITEM#	FINISH	A	B	C
651352	Black Zinc	M6	9.80mm	4.80mm
651353	Black Zinc	M8	12.80mm	6.30mm
680597	Bright Zinc	M12	18.80mm	9.80mm

# CONTENT

## 05 TSLOTS Hardware

Hinges	386-391
Handles	391-393
Door Catches	394-398
Door Slide Track	399
Tool Hangers & Clamp	400-401
Binder Clips & Binding Blocks	402
End Caps & Covers	403-404
Casters	405-407
Leveling Feet	408-409
Base Plates	410-412
Floor Mounts	413
Pivot Joints	414-415



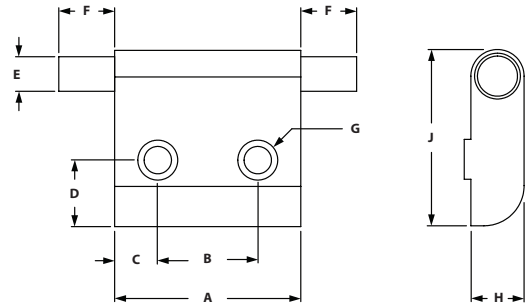
# 05 HARDWARE METRIC

# Heavy Duty Lift Off Hinges

## HEAVY DUTY LIFT OFF HINGES



- Heavy duty lift off hinges are strong and durable
- Mounting fasteners included



### RIGHT HAND HINGES

ITEM#	SERIES	PIN	A	B	C	D	E	F	G	H	J
699689	40	Short	44.45mm	23.88mm	10.29mm	15.88mm	6.35mm	9.14mm	6.53mm	12.70mm	43.05mm
699690	40	Long	44.45mm	23.88mm	10.29mm	15.88mm	6.35mm	19.05mm	6.53mm	12.70mm	43.05mm

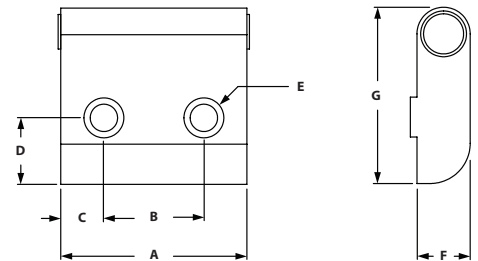
### LEFT HAND HINGES

ITEM#	SERIES	PIN	A	B	C	D	E	F	G	H	J
699691	40	Short	44.45mm	23.88mm	10.29mm	15.88mm	6.35mm	9.14mm	6.53mm	12.70mm	43.05mm
699692	40	Long	44.45mm	23.88mm	10.29mm	15.88mm	6.35mm	19.05mm	6.53mm	12.70mm	43.05mm

## HEAVY DUTY HINGE BUSHINGS



- Heavy duty bushing for lift off hinges to create assemblies
- Bronze bushing used for durability
- Mounting fasteners included



ITEM#	SERIES	A	B	C	D	E	F	G
699693	40	44.45mm	23.88mm	10.29mm	15.88mm	6.53mm	12.70mm	43.05mm

### INCLUDED FASTENERS

SERIES	QTY	BOLT #	BOLT DESCRIPTION	TNUT #	TNUT DESCRIPTION
40	2	651334	M6 x 16mm SHCS	651366	Economy

## HEAVY DUTY LIFT OFF HINGE ASSEMBLIES



- Heavy duty hinge assembly comes with 1 bushing and 1 left or right hinge
- Short and long pins are available
- Mounting fasteners included

### ASSEMBLY PARTS

ITEM#	SERIES	PIN	STYLE	BUSHING (QTY)	HINGE (QTY)
699694	40	Short	Left Hand	699693 (1)	699691 (1)
699695	40	Short	Right Hand	699693 (1)	699689 (1)
699696	40	Long	Left Hand	699693 (1)	699692 (1)
699697	40	Long	Right Hand	699693 (1)	699690 (1)

## HEAVY DUTY LIFT OFF PAIR HINGE ASSEMBLIES



- Heavy duty lift off pair assembly comes with 2 bushings and 1 short and long hinge
- Available in left and right hand
- Mounting fasteners included

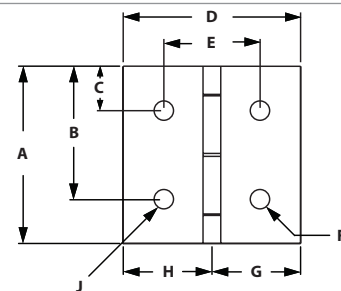
### ASSEMBLY PARTS

ITEM#	SERIES	STYLE	BUSHING (QTY)	SHORT HINGE (QTY)	LONG HINGE (QTY)
699698	40	Left Hand	699693 (2)	699691 (1)	699692 (1)
699699	40	Right Hand	699693 (2)	699689 (1)	699690 (1)

## ALUMINUM HINGES



- Hinges T-SLOTS extrusions together
- Low profile mounts to T-Slot
- Clear anodize finish matches T-slot finish
- Gap of .050" between extrusions



ITEM#	SERIES	A	B	C	D	E	F	G	H	J	CAPACITY
655082	40	3.000"	2.250"	.750"	3.000"	1.625"	.328"	1.500"	1.500"	.328"	75lbs

### RECOMMENDED FASTENERS

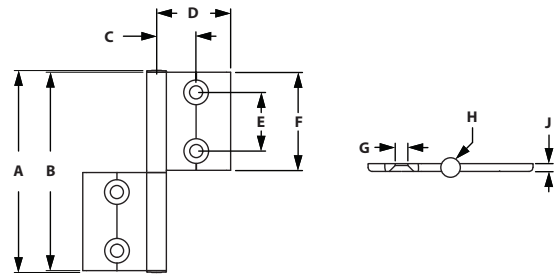
ITEM#	SERIES	QTY	DESCRIPTION
651343	40	4	M8 x 12mm BHSCS
651367	40	4	M8 Economy Nut

# TSLOTS Hardware

## CONCEALED ALUMINUM HINGE



- For panels and aluminum profiles
- Individual assembly of concealed hinges



ITEM#	SERIES	A	B	C	D	E	F	G	H	J
682865	40	103mm	101mm	25mm	42mm	30mm	50mm	ø6.4mm	ø10mm	4mm

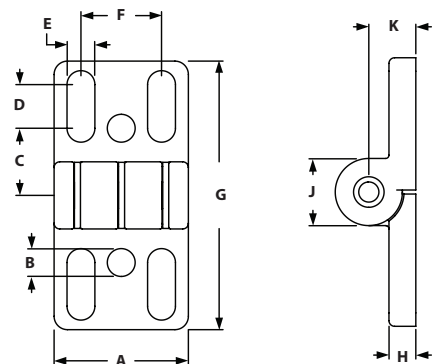
### RECOMMENDED FASTENERS

ITEM#	SERIES	QTY	DESCRIPTION
651571	40	4	M6 x 14mm FHSCS
651366	40	4	M6 Economy Tnut

## UNIVERSAL DOOR HINGE WITH OBLONG HOLES



- Hinges panels or extrusions
- Oblong holes allow you to adjust the gap of the door or panel
- Die-cast black powder coated



ITEM#	SERIES	A	B	C	D	E	F	G	H	J	K
655768	40	40mm	8.3mm	20mm	13mm	8.3mm	24mm	80mm	8mm	20mm	14mm

### RECOMMENDED FASTENERS (TO EXTRUSION SLOT)

ITEM#	SERIES	QTY	DESCRIPTION
651577	40	4	M8 x 18mm SHCS
651367	40	4	M8 Offset Economy Tnut

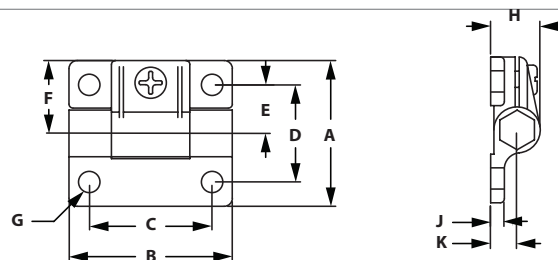
### RECOMMENDED FASTENERS (TO PANEL)

ITEM#	SERIES	QTY	BOLT	HEX NUT	WASHER
651347, 651387, 651353	40	4	M8 x 20mm FHSCS	Yes	Yes

## PLASTIC ADJUSTABLE HINGES



- Allows you to mount plastic panels and doors directly to TSLOTS
- Adjustable hinge allows you to increase or decrease pivot tension
- Adjustable Hinges are not suitable for hinging two TSLOTS extrusions together



ITEM#	SERIES	A	B	C	D	E	F	G	H	J	K
655077	40	57.15mm	63.50mm	47.75mm	38.10mm	19.00mm	28.58mm	6.86mm	19.56mm	5.08mm	10.40mm

### RECOMMENDED FASTENERS (MOUNT TO EXTRUSION)

ITEM#	SERIES	QTY	DESCRIPTION
651335	40	2	M6 x 16mm BHSCS
651366	40	2	M6 Economy Tnut

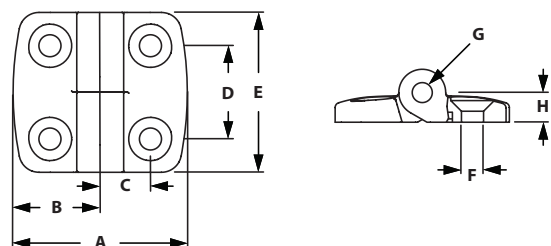
### RECOMMENDED FASTENERS (MOUNT TO PANEL)

ITEM#	SERIES	QTY	DESCRIPTION
651340	40	2	M6 x 20mm BHSCS
651352	40	2	M6 Hex Nut
651388	40	2	M6 Washer

## PLASTIC LIFT OFF HINGES



- Hinges panels or extrusions
- Black fiberglass reinforced nylon, stainless steel bolt



ITEM#	SERIES	LIFT OFF	A	B	C	D	E	F	G	H
655776	40	Right Hand	77mm	38.5mm	22.5mm	28mm	48mm	6.6mm	14mm	9mm
655775	40	Left Hand	77mm	38.5mm	22.5mm	28mm	48mm	6.6mm	14mm	9mm

### RECOMMENDED FASTENERS (TO EXTRUSION SLOT)

ITEM#	SERIES	QTY	DESCRIPTION
651516	40	2	M6 x 16mm FHSCS
651366	40	2	M6 Offset Economy Tnut

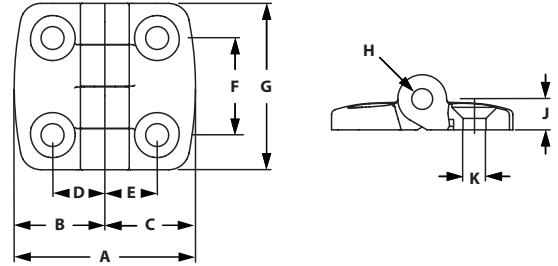
### RECOMMENDED FASTENERS (TO PANEL)

ITEM#	SERIES	QTY	BOLT	HEX NUT	WASHER
651516, 651388, 651352	40	4	M6 x 20mm FHSCS	Yes	Yes

## PLASTIC HINGES



- Black fiberglass reinforced nylon, stainlesssteel bolt
- Hinges TSLOTS Extrusions together



ITEM#	SERIES	A	B	C	D	E	F	G	H	J	K
655680	40	71.00mm	35.50mm	35.50mm	20.00mm	20.00mm	28.00mm	48.00mm	6.00mm	9.00mm	6.60mm

### RECOMMENDED FASTENERS

ITEM#	SERIES	QTY	DESCRIPTION
651516	40	4	M6 x 16mm FHSCS
651366	40	4	M6 Economy Tnut

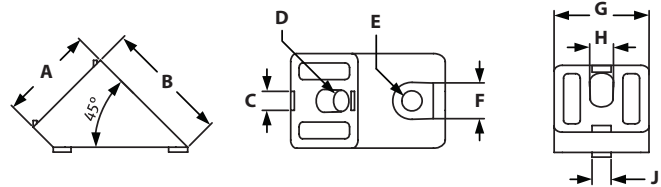
### RECOMMENDED FASTENERS (TO PANEL)

ITEM#	SERIES	QTY	BOLT	HEX NUT	WASHER
651516, 651388, 651352	40	4	M6 x 20mm FHSCS	Yes	Yes

## 45° CONNECTOR ANGLE 40



- Connects two extrusions at 45° angle
- Die-cast zinc



ITEM#	SERIES	A	B	C	D	E	F	G	H	J
655767	40	40mm	52mm	8mm	9mm	8.5mm	15mm	40mm	10mm	8mm

### RECOMMENDED FASTENERS (EXTRUSION SLOT)

ITEM#	SERIES	QTY	BOLT	TNUT
651512	40	1	M8 x 16mm SHCS	Economy

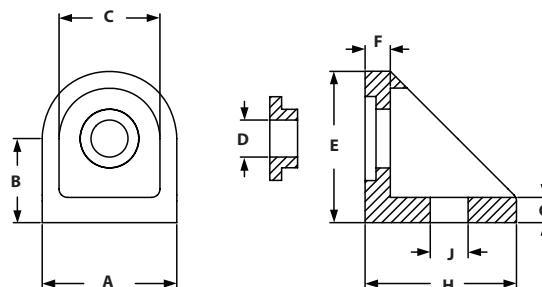
### RECOMMENDED FASTENERS (EXTRUSION END)

ITEM#	SERIES	QTY	BOLT
651350	40	1	M8 x 16mm SHCS

## ADJUSTABLE ANGLE 40



- Connects extrusions at various angles
- Can be turned freely when mounted
- Die-cast zinc



ITEM#	SERIES	A	B	C	D	E	F	G	H	J
664110	40	32mm	20mm	24mm	8.8mm	36mm	6mm	6mm	36mm	9mm

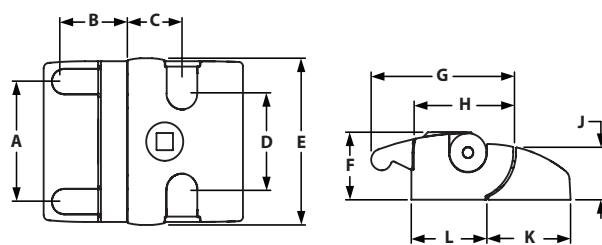
### RECOMMENDED FASTENERS

ITEM#	SERIES	QTY	BOLT	TNUT
651512	40	1	M8 x 16mm SHCS	Economy

## SLAM LATCH



- Black powder coat
- Ideal for cabinets and guarding



ITEM#	TYPE	SERIES	A	B	C	D	E	F	G	H	J	K	L
671072	Universal Key	40	56mm	29.5mm	27mm	45mm	78mm	32mm	69mm	49.5mm	25.4mm	39.5mm	36.5mm
671073	Unique Key	40	56mm	29.5mm	27mm	45mm	78mm	32mm	69mm	49.5mm	25.4mm	39.5mm	36.5mm
671074	Without Key	40	56mm	29.5mm	27mm	45mm	78mm	32mm	69mm	49.5mm	25.4mm	39.5mm	36.5mm

### RECOMMENDED FASTENERS

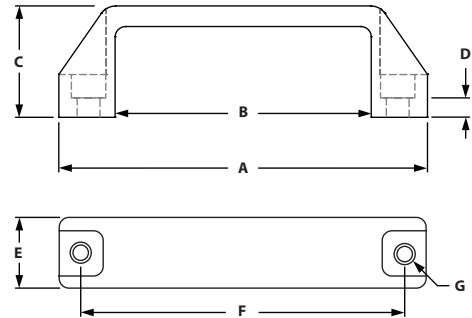
ITEM#	SERIES	QTY	DESCRIPTION
651334	40	4	M6 x 16mm SHCS
651366	40	4	M6 Offset Economy Tnut

# TSLOTS Hardware

## PLASTIC DOOR HANDLES



- Mounts directly to Tslots or machined panel
- Made of black nylon



ITEM#	SIZE	SERIES	A	B	C	D	E	F	G
655059	Medium	40	136.40mm	94.70mm	41.15mm	6.10mm	26.16mm	114.30mm	8.51mm
655058	Large	40	198.40mm	150.60mm	50.80mm	7.90mm	30.00mm	177.00mm	8.51mm

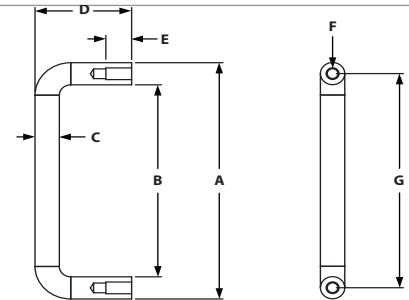
### RECOMMENDED FASTENERS

ITEM#	SERIES	QTY	DESCRIPTION
651577	40	2	M8 x 18mm SHCS
651367	40	2	M8 Economy Tnut

## STEEL DOOR HANDLES



- Mounts directly to panel
- Machining required



ITEM#	SERIES	A	B	C	D	E	F	G
655068	40	84.10mm	68.30mm	7.90mm	31.20mm	7.95mm	8-32 TAP	83.80mm

### INCLUDED FASTENERS

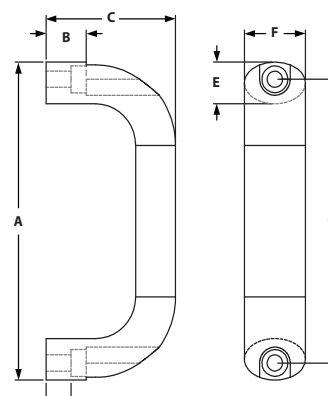
ITEM#	QTY	DESCRIPTION
651006	2	8-32 x 1/2" BHSCS



## ALUMINUM DOOR HANDLES



- Mounts directly in extrusion slot or machined panel
- Corrosion resistant



ITEM#	SERIES	A	B	C	D	E	F	G
655562	40	130.00mm	17.00mm	55.10mm	10.80mm	17.00mm	25.90mm	116.00mm

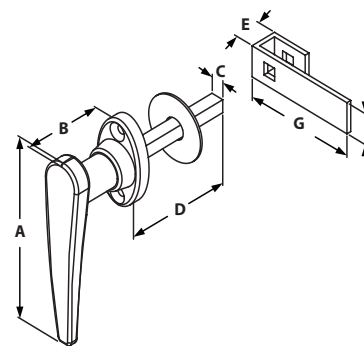
### RECOMMENDED FASTENERS

ITEM#	SERIES	QTY	DESCRIPTION
651337	40	2	M6 x 20mm SHCS
651366	40	2	M6 Economy Trnut

## DELUXE DOOR HANDLE



- Corrosion resistant chrome finish
- Ideal for cabinets and guarding
- Door Latch Milling Machining Service required – item number 660086, page 445.



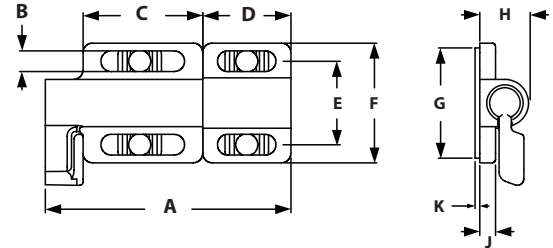
ITEM#	TYPE	SERIES	A	B	C	D	E	F	G
655053	Non-Locking	40	111.10mm	50.80mm	7.90mm	65.86mm	19.00mm	19.00mm	69.90mm
655061	Locking	40	111.10mm	50.80mm	7.90mm	65.86mm	19.00mm	19.00mm	69.90mm

# TSLOTS Hardware

## 90° DEADBOLT LATCH



- Positive, spring loaded deadbolt
- Ideal for enclosure doors
- Stainless Steel bolt and spring



ITEM#	SERIES	A	B	C	D	E	F	G	H	J	K
655103	40	78.00mm	6.60mm	38.00mm	30.00mm	26.50mm	38.00mm	35.00mm	16.00mm	5.00mm	1.50mm

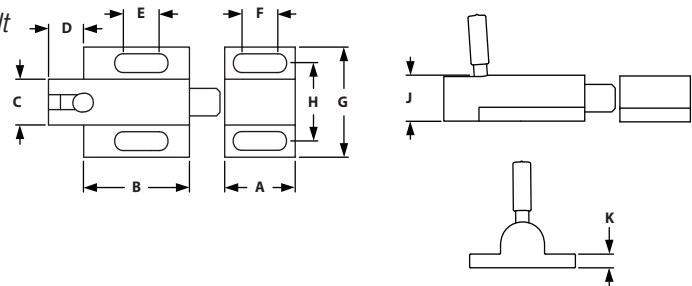
### INCLUDED FASTENERS

ITEM#	QTY	DESCRIPTION
651022	4	1/4-20 x 1/2" SHCS
651163	4	1/4-20 Economy Tnut

## 0° DEADBOLT W/ TOP LATCH



- Positive, spring loaded deadbolt
- Ideal for enclosure doors
- Stainless steel bolt and spring



ITEM#	SERIES	A	B	C	D	E	F	G	H	J	K
655051	40	25.40mm	38.10mm	15.90mm	12.70mm	12.90mm	12.70mm	27.00mm	38.10mm	15.90mm	4.75mm

### RECOMMENDED FASTENERS

ITEM#	QTY	DESCRIPTION
651332	4	M6 x 12mm SHCS
651366	4	M6 Economy Tnut

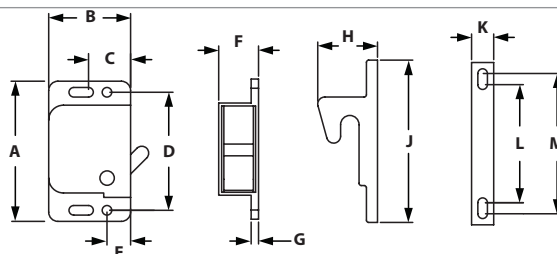
### INCLUDED FASTENERS

ITEM#	SERIES	QTY	DESCRIPTION
651022	10	4	1/4-20 x 1/2" SHCS
651163	10	4	1/4-20 Economy T-nut

## GRABBER™ DOOR CATCH



- Mounts inside your enclosure
- Push to close, pull to open
- Spring loaded over center action
- 3 pull-up forces to choose from
- Corrosion resistant black ABS



ITEM#	PULL FORCE	SERIES	A	B	C	D	E	F	G	H	J	K	L	M
655067	3 lb	40	48.30mm	28.20mm	14.50mm	40.64mm	8.10mm	13.70mm	2.50mm	20.58mm	55.90mm	7.60mm	40.64mm	48.30mm
655085	5 lb	40	48.30mm	28.20mm	14.50mm	40.64mm	8.10mm	13.70mm	2.50mm	20.58mm	55.90mm	7.60mm	40.64mm	48.30mm
655118	10 lb	40	48.30mm	28.20mm	14.50mm	40.64mm	8.10mm	13.70mm	2.50mm	20.58mm	55.90mm	7.60mm	40.64mm	48.30mm

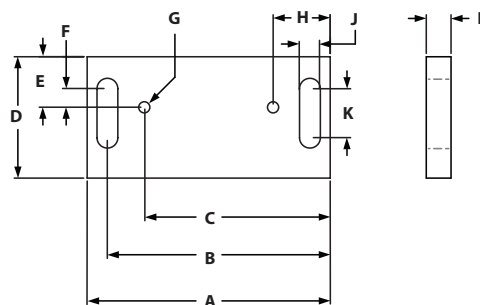
### INCLUDED FASTENERS

ITEM#	QTY	DESCRIPTION
651020	4	6-32 x 3/8" BHSCS

## GRABBER™ DOOR CATCH MOUNTING PLATES



- Mounts Grabber™ Door Catch to TSLOTS



ITEM#	SERIES	A	B	C	D	E	F	G	H	J	K
655117	40	76.20mm	69.90mm	58.30mm	38.10mm	15.90mm	10.00mm	6-32	17.90mm	6.50mm	15.40mm

### RECOMMENDED FASTENERS

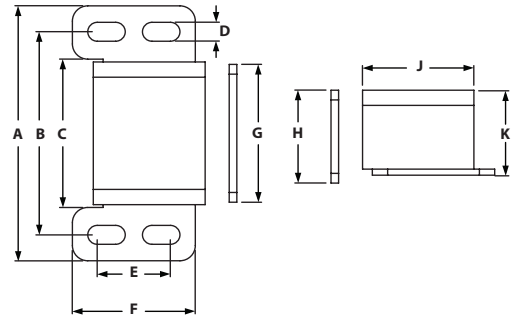
ITEM#	SERIES	QTY	DESCRIPTION
651579	40	2	M6 x 18mm BHSCS
651366	40	2	M6 Economy Tnut

# TLOTS Hardware

## MAGNETIC DOOR CATCH



- Ideal for latching panels in place
- Fasteners included
- To mount to extrusion, use either *Magnetic Door Catch Bracket* on page 379 for 0° or 90° connection.



ITEM#	SERIES	A	B	C	D	E	F	G	H	J	K
655087	40	53.10mm	42.40mm	31.00mm	4.10mm	15.20mm	25.40mm	28.70mm	19.60mm	23.10mm	17.80mm

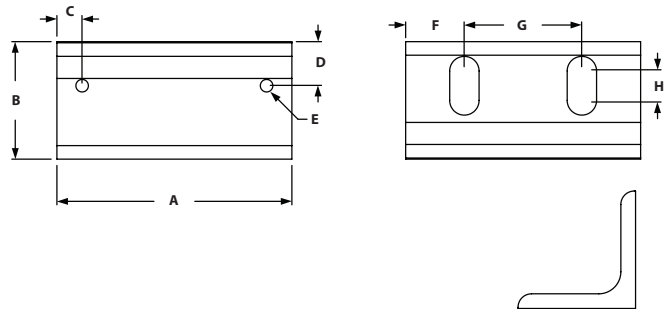
### INCLUDED FASTENERS

ITEM#	QTY	DESCRIPTION
651466	1	6-32 X 1/2 FHSCS
651020	2	6-32 X 3/8 BHSCS
651465	3	6-32 Black Zinc Tnut

## MAGNETIC DOOR CATCH BRACKET



- Use with *Magnetic Door Catch*



ITEM#	SERIES	A	B	C	D	E-TAP	F	G	H
655471	40	50.80mm	25.40mm	5.59mm	9.65mm	6-32	12.70mm	25.40mm	6.35mm

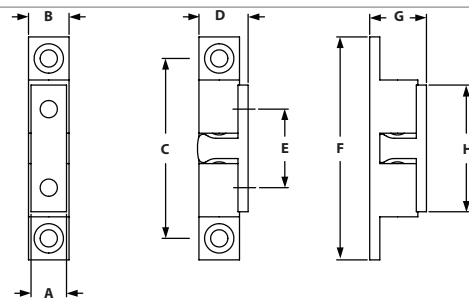
### INCLUDED FASTENERS

ITEM#	QTY	DESCRIPTION
651021	2	1/4-20 x 1/2" BHSCS
651080	2	1/4" Washer
651163	2	1/4-20 Economy Tnut

## DOUBLE BALL CATCH



- Brass - chrome plated
- Quick catch for doors, adjustable clamping force
- Can clamp in 2 positions (sideways/front)

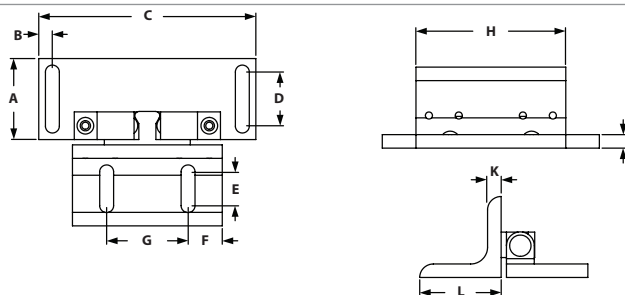


ITEM#	SERIES	A	B	C	D	E	F	G	H
657169	40	12mm	13mm	58mm	15.2mm	30mm	68.4mm	18.1mm	40.2mm

## DOUBLE BALL CATCH ASSEMBLY



- Assembly comes with Ball catch bracket, plate, and Double Ball Catch, fasteners included
- Tension adjustable with two spring-loaded screws
- Strong and durable



ITEM#	SERIES	A	B	C	D	E	F	G	H	J	K	L
699769	40	38.10mm	6.40mm	101.60mm	25.40mm	15.90mm	16.00mm	38.10mm	70.10mm	6.35mm	6.35mm	38.10mm

### INCLUDED FASTENERS

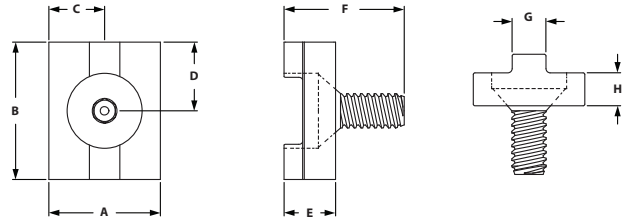
ITEM#	QTY	DESCRIPTION
657169	1	Double Ball Catch
699766	1	Ball Catch Bracket
699768	1	Ball Catch Plate
651024	4	1/4-20 x 5/8" SHCS
651105	4	1/4-20 Econ Tnut
651680	4	M4 x .8 FHSCS

# TLOTS Hardware

## DOOR GLIDES



- Bolts to profile and rotates and the door moves
- Used for profiles to glide along the profile
- Made from UHMW polyethelene



ITEM#	SERIES	A	B	C	D	E	F	G	H
655066	40	31.50mm	38.10mm	15.80mm	19.10mm	9.53mm	22.23mm	7.80mm	6.10mm

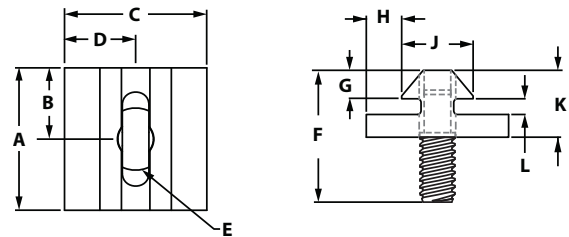
### INCLUDED FASTENERS

ITEM#	SERIES	QTY	BOLT
651655	40	1	5/16-18 x 3/4" FHSCS

## TOP MOUNT BIFOLD DOOR HANGER




- Allows you to make a sliding or bifold door without using a bottom sliding rail.
- Fastens to extrusion end
- Rotates freely as door pivots
- Made from UHMW polyethelene

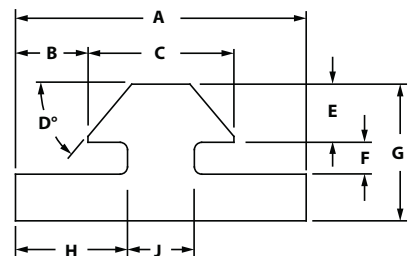


ITEM#	SERIES	THREAD	A	B	C	D	E	F	G	H	J	K	L
655050	40	5/16-18	38.10mm	19.10mm	38.10mm	19.10mm	5/16-18	43.40mm	6.70mm	9.30mm	19.60mm	17.80mm	5.00mm

## TOP MOUNT BIFOLD DOOR HANGER PROFILE




- Allows you to make your own door hangers
- Made from UHMW polyethelene

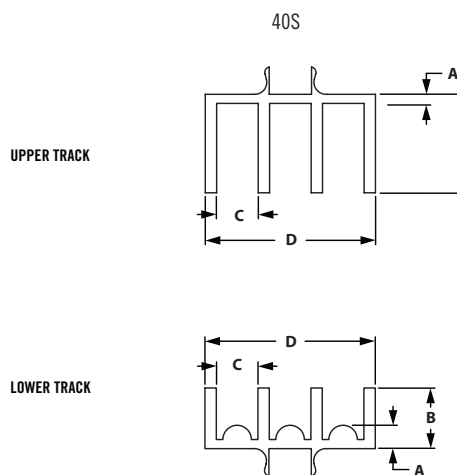


ITEM#	SERIES	LENGTH	A	B	C	D	E	F	G	H	J
657087	40	120"	38.10mm	9.30mm	19.60mm	45°	6.70mm	5.00mm	17.80mm	15.24mm	7.60mm

## DOOR SLIDE TRACK



- Snaps into T-Slot
- Deeper slot in upper track allows panel to be inserted after frame is assembled
- Radius bearing surface in lower track allows for easier sliding

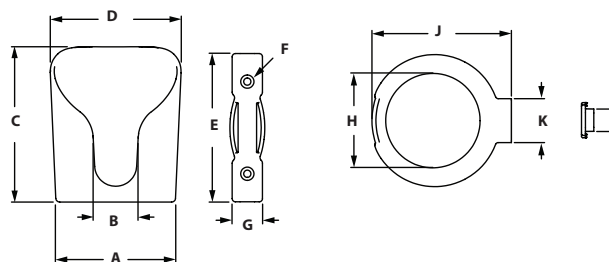


ITEM#	SERIES	TRACK	LENGTH	A	B	C	D
655188	40	Upper	145"	1.50mm	1.65mm	7.00mm	28.60mm
655190	40	Lower	145"	3.90mm	10.20mm	7.00mm	28.60mm

## CUP HOLDER



- To securely put down drinks, bottles, and cans
- Holds thermo bags, oil cans, or drills



ITEM#	VERSION	A	B	C	D	E	F	G	H	J	K	L
671078	Open Bottom	93mm	34mm	118mm	100mm	112mm	5.5mm	23mm	71mm	106mm	33mm	17mm
671079	Closed Bottom	93mm	34mm	118mm	100mm	112mm	5.5mm	23mm	N/A	106mm	33mm	17mm

### RECOMMENDED FASTENERS

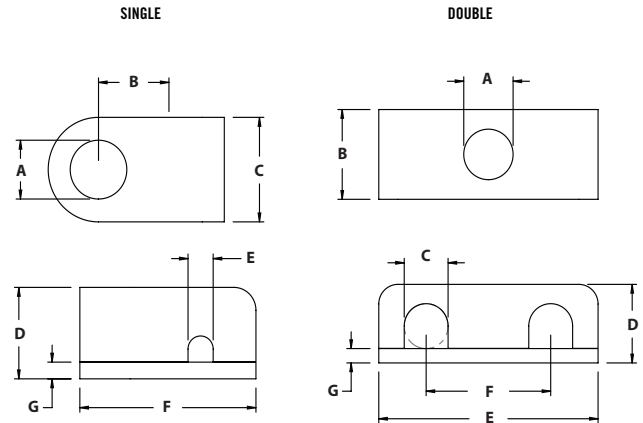
ITEM#	SLOT	QTY	DESCRIPTION
682924 & 671338	8	2	M5 x 16mm FHSCS & M5 Hammer Nut
651582 & 671347	10	2	M5 x 20mm FHSCS & M5 Hammer Nut

# TSLOTS Hardware

## TUBE CLAMPS



- Organizes tubes and wires throughout your TSLOTS design
- Attaches easily to T-Slot
- Mounts 1/8" through 1" O.D. tubing and wires
- Oil, chemical and acid resistant
- Stackable design



### SINGLE

ITEM#	SERIES	WIRE SIZE	A	B	C	D	E	F	G
655331	40	3.20mm	7.14mm	9.53mm	12.70mm	11.13mm	3.20mm	22.23mm	1.60mm
655332	40	6.40mm	7.14mm	9.53mm	12.70mm	11.13mm	6.35mm	22.23mm	1.60mm
655333	40	9.50mm	7.14mm	11.13mm	15.90mm	14.30mm	9.53mm	27.00mm	1.60mm
655334	40	12.70mm	7.14mm	14.30mm	20.65mm	22.23mm	12.70mm	34.93mm	1.60mm
655335	40	19.00mm	7.14mm	19.05mm	20.65mm	30.18mm	19.05mm	42.90mm	1.60mm
655336	40	25.40mm	7.14mm	19.05mm	20.65mm	30.18mm	25.40mm	42.90mm	1.60mm

### DOUBLE

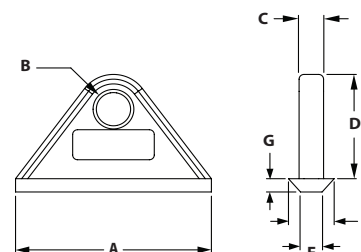
ITEM#	SERIES	WIRE SIZE	A	B	C	D	E	F	G
655337	40	3.20mm	7.14mm	12.70mm	3.18mm	11.13mm	31.75mm	17.48mm	1.60mm
655338	40	6.40mm	7.14mm	12.70mm	6.35mm	11.13mm	31.75mm	17.48mm	1.60mm
655339	40	9.50mm	7.14mm	15.90mm	9.53mm	14.30mm	39.70mm	22.23mm	1.60mm
655340	40	12.70mm	7.14mm	20.65mm	12.70mm	22.23mm	53.98mm	30.18mm	1.60mm
655341	40	19.00mm	7.14mm	20.65mm	19.05mm	30.18mm	71.45mm	38.10mm	1.60mm
655342	40	25.40mm	7.14mm	20.65mm	25.40mm	30.18mm	71.45mm	38.10mm	1.60mm

### RECOMMENDED FASTENERS

BOLT ITEM#	TNUT ITEM#	WIRE/TUBE SIZE	QTY	BOLT	TNUT
651337	651366	3.20mm	1 ea	M6 x 20mm SHCS	Economy
651338	651366	6.40mm	1 ea	M6 x 25mm SHCS	Economy
651338	651366	9.50mm	1 ea	M6 x 25mm SHCS	Economy
682072	651366	12.70mm	1 ea	M6 x 30mm SHCS	Economy
682542	651366	19.00mm	1 ea	M6 x 40mm SHCS	Economy
682542	651366	25.40mm	1 ea	M6 x 40mm SHCS	Economy



## TOOL HANGERS



- Ideal for hanging air tools, cable reels, heavy door panels or transporting cables
- Slides into the extrusion end and moves easily in the slot
- 100 lb. Capacity

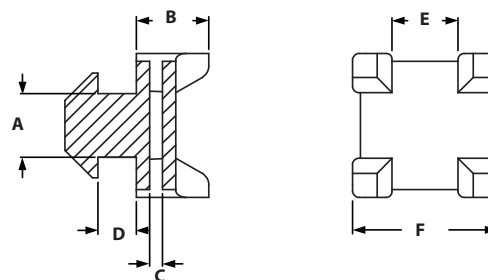
ITEM#	SERIES	A	B	C	D	E	F	G
655096	40	60.00mm	10.50mm	7.50mm	33.00mm	14.00mm	6.60mm	4.20mm

ITEM#	SLOT
671018	Snap Hook Tool

## CROSS CABLE BINDING BLOCK



- To secure cables to extrusion in two directions
- Can be mounted into the slot by a quarter turn
- Fiberglass reinforced nylon
- 671680 works better for the Biopp, Biadj, Mono profiles



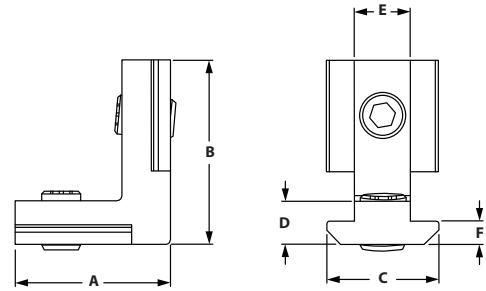
ITEM#	SERIES	A	B	C	D	E	F
671042	40	8.00mm	11.00mm	2.00mm	4.00mm	10.00mm	22.00mm
671680	40	8.00mm	11.00mm	2.00mm	4.30mm	10.00mm	22.00mm

# TSLOTS Hardware

## INNER CONNECTORS



- Connects two extrusions at a 90° angle
- No machining required

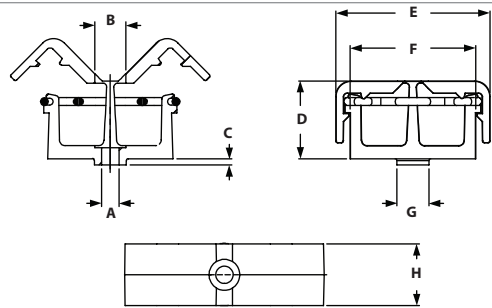


ITEM#	SERIES	A	B	C	D	E	F
671654	40	21.00mm	30.00mm	15.80mm	7.80mm	8.00mm	6.00mm

## CLIP CABLE BINDER



- Max cable diameter 0.5"
- Fix cables to without need of cable ties
- Can be opened and closed



ITEM#	SERIES	A	B	C	D	E	F	G	H
671089	40	4.50mm	8.00mm	4.60mm	20.00mm	40.00mm	32.60mm	8.00mm	16.00mm

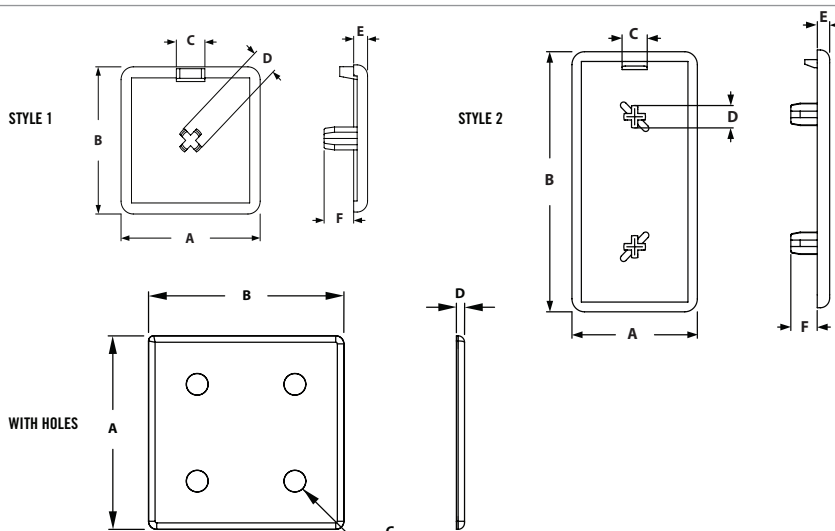
## RECOMMENDED FASTENERS

ITEM#	SERIES	QTY	DESCRIPTION
658591	40	1	8-32 x 5/8" SHCS
651642	40	1	8-32 Drop-In Tnut

## END CAPS



- Allows you to cap off extrusion ends
- Push in fasteners included with End Caps with Holes
- Can be mounted with M6 or M8 fasteners



### WITHOUT HOLES

ITEM#	SERIES	STYLE	MATERIAL	A	B	C	D	E	F
659054	40	1	ABS	40mm	40mm	8mm	7mm	4mm	8.5mm
659055	40	2	ABS	40mm	80mm	8mm	7mm	4mm	8.5mm

### WITH HOLES

ITEM#	SERIES	MATERIAL	A	B	C	D
659057	40	ABS	80mm	80mm	8.5mm	3mm

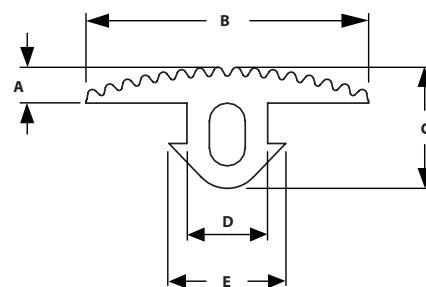
### INCLUDED PUSH-IN FASTENER

ITEM#	SERIES	HOLE DIAMETER
651090	40	6.4mm

## TSLOT COVER PROFILE



- Can be used as an anti-slip stair tread
- Sold by the meter
- Specify desired length- max length is 50 meters



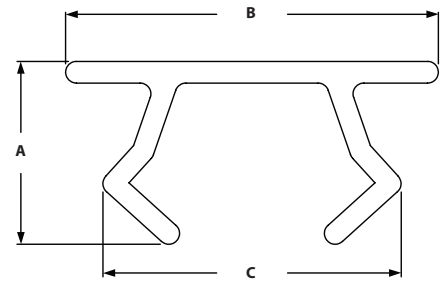
ITEM#	SERIES	A	B	C	D	E
655762	40	4.00mm	31.10mm	13.11mm	8.51mm	12.00mm

# TSLOTS Hardware

## ECONOMY T SLOT COVERS




- Stocked in 6' lengths
- Covers slot to keep dust and dirt out
- Covers wires and tubes in slot

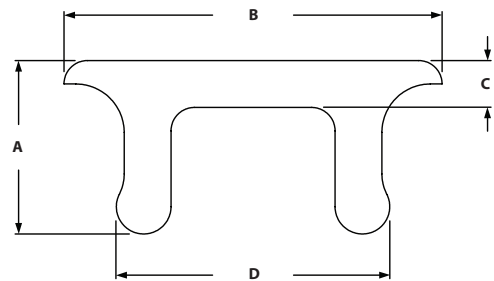


ITEM#	SERIES	LENGTH	COLOR	A	B	C
655523	40	72"	Yellow	7.2mm	12.8mm	10.6mm
655524	40	72"	Black	7.2mm	12.8mm	10.6mm
655525	40	72"	Gray	7.2mm	12.8mm	10.6mm
655526	40	72"	Red	7.2mm	12.8mm	10.6mm
655527	40	72"	Blue	7.2mm	12.8mm	10.6mm
655528	40	72"	Orange	7.2mm	12.8mm	10.6mm

## DELUXE T SLOT COVERS



- Stocked in 8' lengths
- Covers slot to keep dust and dirt out
- Covers wires and tubes in slot
- Thicker and more durable than Economy Tslot Cover

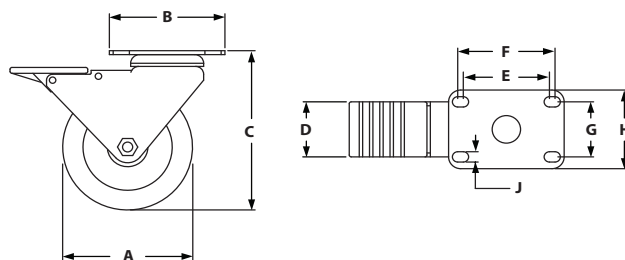
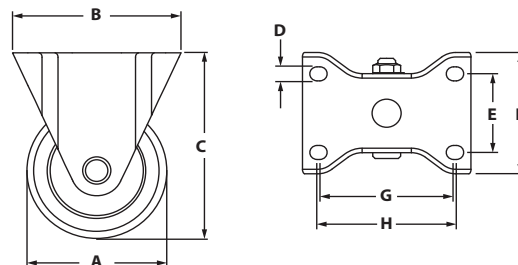


ITEM#	SERIES	LENGTH	COLOR	A	B	C	D
655105	40	96"	Black	7mm	12.3mm	2mm	9mm
655106	40	96"	Gray	7mm	12.3mm	2mm	9mm

## FLANGE MOUNT CASTERS



- Brake kits are optional on Furniture Style Casters
- 165 lb. to 265 lb. Capacity
- See page 396 for Flange Mount Base Plates



### RIGID CASTERS

ITEM#	SERIES	CAPACITY	A	B	C-HEIGHT	D	E	F	G	H	WHEEL COLOR
655239	40	210 lbs	76.20mm	92.10mm	96.85mm	8.33mm	44.45mm	60.30mm	73.00mm	76.20mm	Black
655241	40	255 lbs	101.60mm	92.10mm	130.20mm	8.33mm	44.45mm	60.30mm	73.00mm	76.20mm	Grey
655243	40	280 lbs	127.00mm	92.10mm	158.75mm	8.33mm	44.45mm	60.30mm	73.00mm	76.20mm	Grey

### SWIVEL CASTERS

ITEM#	SERIES	CAPACITY	A	B	C-HEIGHT	D	E	F	G	H	WHEEL COLOR
655245	40	210 lbs	76.20mm	92.10mm	96.85mm	44.45mm	71.45mm	77.80mm	44.45mm	63.50mm	Black
655247	40	255 lbs	101.60mm	92.10mm	130.20mm	44.45mm	71.45mm	77.80mm	44.45mm	63.50mm	Grey
655249	40	280 lbs	127.00mm	92.10mm	158.75mm	44.45mm	71.45mm	77.80mm	44.45mm	63.50mm	Grey

### RECOMMENDED FASTENERS (TO BASE PLATE)

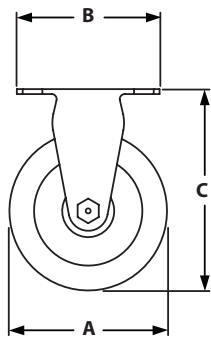
ITEM#	QTY	BOLT
651346	4	M8 x 20mm SHCS

# TLOTS Hardware

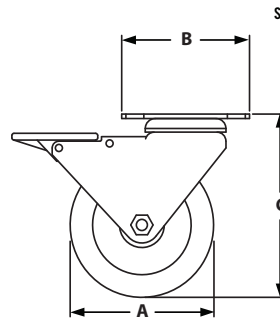
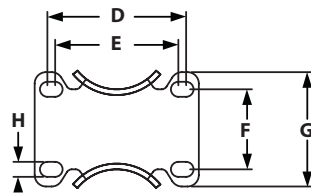
## DELUXE FLANGE MOUNT CASTERS



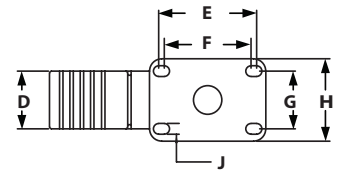
- Total Lock brakes on all swivel casters – Press to lock – Press to unlock
- Double ball hardened raceways
- Zerk fittings in wheel bearing
- See page 396 for Flange Mount Base Plates



RIGID CASTER



SWIVEL CASTER



### RIGID CASTERS

ITEM#	SERIES	CAPACITY	A	B	C-HEIGHT	D	E	F	G	H	J	WHEEL COLOR
655252	40	250 lbs	101.60mm	92.20mm	130.20mm	44.45mm	77.80mm	71.45mm	44.45mm	63.50mm	8.64mm	Dark Red
655253	40	250 lbs	127.00mm	92.20mm	157.15mm	44.45mm	77.80mm	71.45mm	44.45mm	63.50mm	8.64mm	Dark Red


### SWIVEL CASTERS

ITEM#	SERIES	CAPACITY	A	B	C-HEIGHT	D	E	F	G	H	WHEEL COLOR	BRAKE
655250	40	250 lbs	101.60mm	92.20mm	130.20mm	44.45mm	71.45mm	44.45mm	63.50mm	8.64mm	Dark Red	Yes
655251	40	250 lbs	127.00mm	92.20mm	157.15mm	44.45mm	71.45mm	44.45mm	63.50mm	8.64mm	Dark Red	Yes

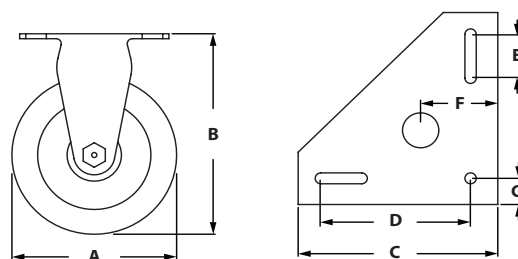
### RECOMMENDED FASTENERS (TO BASE PLATE)

ITEM#	QTY	BOLT
651346	4	M8 x 20mm SHCS

## TRIANGULAR TOP PLATE CASTERS



- Triangular Top Plate mounts directly to extrusion
- Triangular Top Plate Caster features both swivel and wheel lock



ITEM#	SERIES	CAPACITY	A	B-HEIGHT	C	D	E	F	G	WHEEL COLOR	BRAKE
655254	40	250 lbs	101.60mm	146.05mm	139.70mm	104.80mm	31.75mm	54.00mm	19.05mm	Green	Yes
655255	40	275 lbs	127.00mm	146.05mm	139.70mm	104.80mm	31.75mm	54.00mm	19.05mm	Green	Yes
681916	40	250 lbs	101.60mm	146.05mm	139.70mm	104.80mm	31.75mm	54.00mm	19.05mm	Gray	Yes
681917	40	275 lbs	127.00mm	146.05mm	139.70mm	104.80mm	31.75mm	54.00mm	19.05mm	Gray	Yes

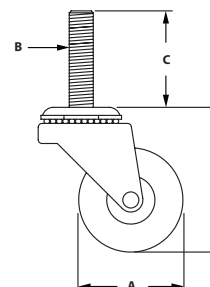
### RECOMMENDED FASTENERS (TO BASE PLATE)

ITEM#	SERIES	QTY	DESCRIPTION
651344	40	3	M8 x 16mm SHCS
651367	40	3	M8 Economy Trut

## THREADED STEM SWIVEL CASTERS



- Mounts directly to extrusion end or base plates
- 70-150 lb. Capacity
- See pages 394-395 for Base Plates



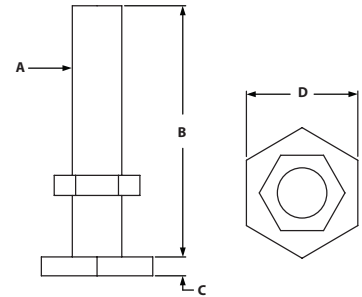
ITEM#	SERIES	CAPACITY	A	B	C	D-LOAD HEIGHT	WHEEL COLOR	BRAKE
651522	40	75 lbs	35mm	M10	30mm	60mm	Black	No
651523	40	50 lbs	50mm	M10	30mm	69mm	Black	Yes
651524	40	75 lbs	75mm	M10	30mm	98mm	Black	Yes
651525	40	100 lbs	100mm	M10	30mm	133mm	Black	Yes
651526	40	110 lbs	125mm	M10	30mm	158mm	Black	Yes

# TSLOTS Hardware

## ECONOMY LEVELING FEET



- Threads directly into extrusion end or into base plates
- Jam nut included
- 1050 lb. to 4700 lb. capacity
- See pages 394-395 for Base Plates

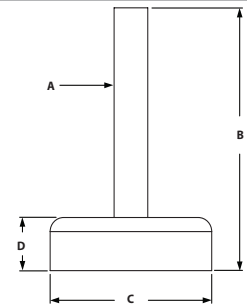


ITEM#	SERIES	A	B	C	D	LOAD CAPACITY
651527	40	M6 x 1.0	30mm	2.40mm	14mm	1000 lbs
651528	40	M8 x 1.25	40mm	3.10mm	18mm	1750 lbs
651529	40	M10 x 1.5	60mm	3.70mm	22mm	2550 lbs
651530	40	M12 x 1.74	65mm	4.40mm	25mm	4600 lbs

## NYLON LEVELING FEET



- A swiveling leveling foot for strong positioning on uneven floors
- Black reinforced nylon
- Anti-slip plate
- See pages 394-395 for Base Plates



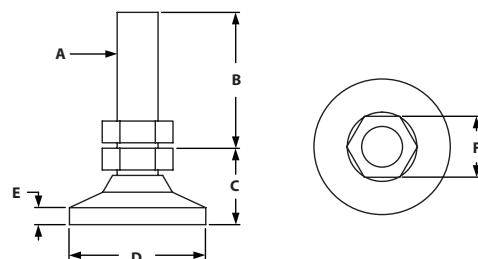
ITEM#	SERIES	A	B	C	D	LOAD CAPACITY
655783	40	M8	58mm	39mm	18mm	750 lbs
655790	40	M10	63mm	59mm	18mm	1000 lbs
655798	40	M12	84mm	79mm	18mm	1650 lbs



## DELUXE LEVELING FEET




- Threads directly into extrusion end or into base plate
- Jam nut included
- Pivots 20 degrees to accommodate uneven floors
- See pages 394-395 for Base Plates

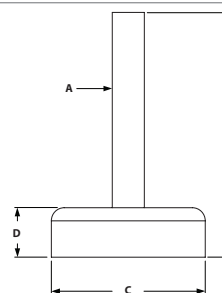


ITEM#	SERIES	A	B	C	D	E	F	LOAD CAPACITY
651531	40	M6 x 1.0	24mm	14mm	19mm	25mm	10mm	650 lbs
651532	40	M8 x 1.25	31mm	18mm	26mm	32mm	13mm	1000 lbs
651533	40	M10 x 1.50	51mm	22mm	32mm	51mm	16mm	3750 lbs
651534	40	M12 x 1.75	51mm	29mm	48mm	51mm	19mm	5000 lbs
651535	40	M16 x 2.0	51mm	32mm	64mm	51mm	22mm	5950 lbs

## DIE CAST LEVELING FEET



- Threads directly into extrusion end or into 40 Series base plates
- Ideal for medium duty machines, cabinets, workstations or office furniture
- Large base diameter - Die-cast
- Swiveling range 20°
- See pages 394-395 for Base Plates



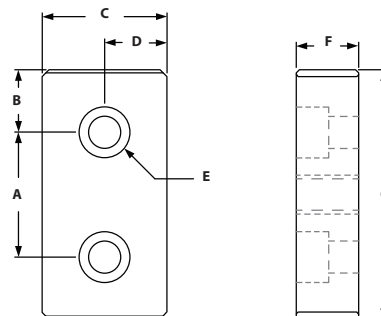
ITEM#	SERIES	A	B	C	D	LOAD CAPACITY
655779	40	M8	58mm	29mm	18mm	750 lbs
655786	40	M10	63mm	39mm	18mm	1000 lbs
655794	40	M12	84mm	59mm	18mm	1650 lbs
655806	40	M16	84mm	59mm	18mm	3150 lbs
655802	40	M12 (w/holes)	84mm	79mm	18mm	1650 lbs
655814	40	M16(w/holes)	84mm	99mm	18mm	3150 lbs

# TSLOTS Hardware

## 2 HOLE BLANK BASE PLATE



- Mounts leveling feet and threaded stem casters to extrusion-requires machining
- Bolts in extrusion end or in slot
- See pages 392-393 for leveling feet
- See page 391 for threaded stem casters



ITEM#	SERIES	A	B	C	D	E-BOLT SIZE	F	G
655657	40	40mm	18mm	38mm	19mm	M8 SHCS	19mm	76mm

### RECOMMENDED FASTENERS (EXTRUSION SLOT)

ITEM#	SERIES	QTY	BOLT	TNUT
651426	40	2	M8 x 20mm SHCS	Economy

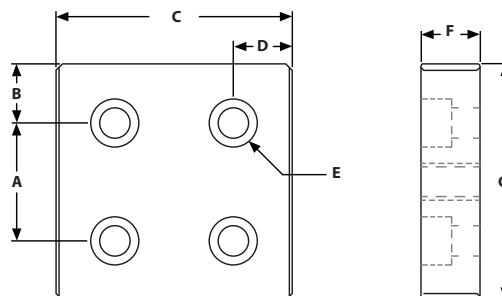
### RECOMMENDED FASTENERS (EXTRUSION END)

ITEM#	SERIES	QTY 2 HOLE	BOLT
651350	40	2	M8 x 25mm SHCS

## 4 HOLE BLANK BASE PLATE



- Mounts leveling feet and threaded stem casters to extrusion-requires machining
- Bolts in extrusion end or in slot
- See pages 392-393 for leveling feet
- See page 391 for threaded stem casters



ITEM#	SERIES	A	B	C	D	E-BOLT SIZE	F	G
655661	40	40mm	18mm	76mm	18mm	M8 SHCS	19mm	76mm

### RECOMMENDED FASTENERS (EXTRUSION SLOT)

ITEM#	SERIES	QTY 4 HOLE	BOLT	TNUT
651426	40	4	M8 x 20mm SHCS	Economy

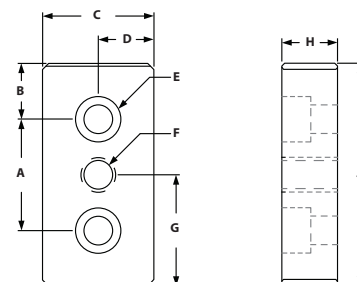
### RECOMMENDED FASTENERS (EXTRUSION END)

ITEM#	SERIES	QTY 4 HOLE	BOLT
651350	40	4	M8 x 25mm SHCS

### 3 HOLE CENTER TAP BASE PLATE



- Mounts leveling feet and threaded stem casters to T-SLOTS
- Bolts in extrusion end or in T-Slot
- See pages 392-393 for leveling feet
- See page 391 for threaded stem casters



ITEM#	SERIES	A	B	C	D	E-BOLT SIZE	F-THREAD	G	H	J
664043	40	40mm	18mm	38mm	19mm	M8 SHCS	8mm	38.1mm	19mm	76mm
660146	40	40mm	18mm	38mm	19mm	M8 SHCS	10mm	38.1mm	19mm	76mm
664044	40	40mm	18mm	38mm	19mm	M8 SHCS	12mm	38.1mm	19mm	76mm
664045	40	40mm	18mm	38mm	19mm	M8 SHCS	16mm	38.1mm	19mm	76mm

#### RECOMMENDED FASTENERS (EXTRUSION SLOT)

ITEM#	SERIES	QTY	BOLT	TNUT
651426	40	2	M8 x 20mm SHCS	Economy

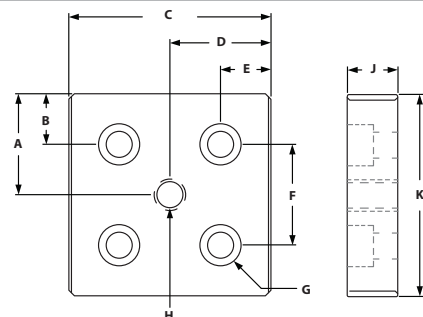
#### RECOMMENDED FASTENERS (EXTRUSION END)

ITEM#	SERIES	QTY	BOLT
651350	40	2	M8 x 25mm SHCS

### 5 HOLE CENTER TAP BASE PLATE



- Mounts leveling feet and threaded stem casters to T-SLOTS
- Bolts in extrusion end or in T-Slot
- See pages 392-393 for leveling feet
- See page 391 for threaded stem casters



ITEM#	SERIES	A	B	C	D	E	F	G-BOLT SIZE	H-THREAD	J	K
664046	40	40mm	18mm	76mm	38mm	18mm	40mm	M8 SHCS	8mm	19mm	76mm
664047	40	40mm	18mm	76mm	38mm	18mm	40mm	M8 SHCS	10mm	19mm	76mm
664048	40	40mm	18mm	76mm	38mm	18mm	40mm	M8 SHCS	12mm	19mm	76mm
664031	40	40mm	18mm	76mm	38mm	18mm	40mm	M8 SHCS	16mm	19mm	76mm

#### RECOMMENDED FASTENERS (EXTRUSION SLOT)

ITEM#	SERIES	QTY 5 HOLE	BOLT	TNUT
651426	40	4	M8 x 20mm SHCS	Economy

#### RECOMMENDED FASTENERS (EXTRUSION END)

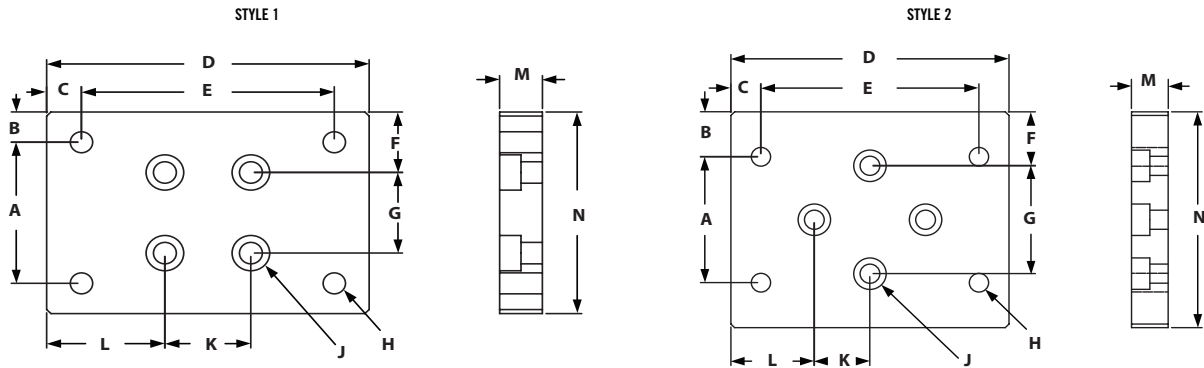
ITEM#	SERIES	QTY 5 HOLE	BOLT
651350	40	4	M8 x 25mm SHCS

# TSLOTS Hardware

## FLANGE MOUNT CASTER BASE PLATE



- Mounts Flange Mount Caster and Deluxe Flange Mount Caster to extrusion
- Mount Base Plate to either extrusion end or slot



### STYLE 1

ITEM#	SERIES	A	B	C	D	E	F	G	H-TAP	J	K	L	M	N
664067	40	44.45mm	15.875mm	10.287mm	95.250mm	74.676mm	11.750mm	40mm	M8	M8 SHCS	40mm	34.925mm	19.05mm	76.2mm

### STYLE 2

ITEM#	SERIES	A	B	C	D	E	F	G	H-TAP	J	K	L	M	N
664068	40	44.45mm	15.875mm	10.287mm	95.250mm	74.676mm	11.750mm	40mm	M8	M8 SHCS	40mm	34.925mm	19.05mm	76.2mm

### RECOMMENDED FASTENERS (EXTRUSION SLOT)

ITEM#	SERIES	QTY	BOLT	TNUT
651537	40	4	M8 x 20mm SHCS	TNUT Economy

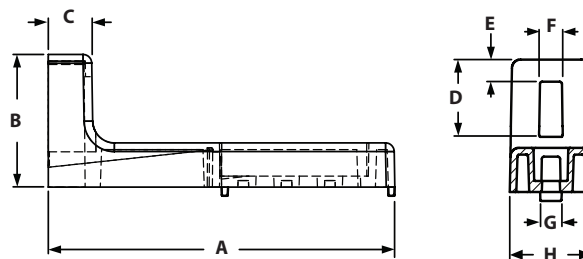
### RECOMMENDED FASTENERS (EXTRUSION END)

ITEM#	SERIES	QTY	BOLT
651350	40	4	M8 x 20mm SHCS

## FLOOR BRACKET



- Adjustable height up to 2.83"
- Connect extrusion to floor vertically
- Die-cast zinc



ITEM#	SERIES	A	B	C	D	E	F	G	H
655766	40	160.00mm	60.00mm	20.00mm	35.00mm	10.00mm	10.00mm	8.00mm	38.00mm

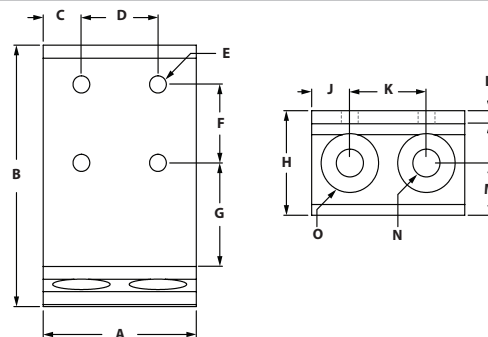
### RECOMMENDED FASTENER

ITEM#	QTY	DESCRIPTION
651344	1	M8 x 16mm SHCS
651367	1	M8 Economy Tnut

## ECONOMY BASE PLATES - FLOOR MOUNTS



- Strong economy base plates
- Bolts directly in the Slot
- Allows vertical adjustments
- More economical than standard Floor Mount Base Plate



ITEM#	SERIES	A	B	C	D	E	F	G	H	J	K	L	M	N	O
655276	40	40mm	127mm	20mm	N/A	8.33mm	38.1mm	80mm	50.8mm	20mm	N/A	6.3mm	17.5mm	13.49mm	28.58mm
664016	40	80mm	127mm	20mm	40mm	8.33mm	40mm	80mm	50.8mm	20mm	40mm	6.3mm	17.5mm	13.49mm	28.58mm

### RECOMMENDED HARDWARE

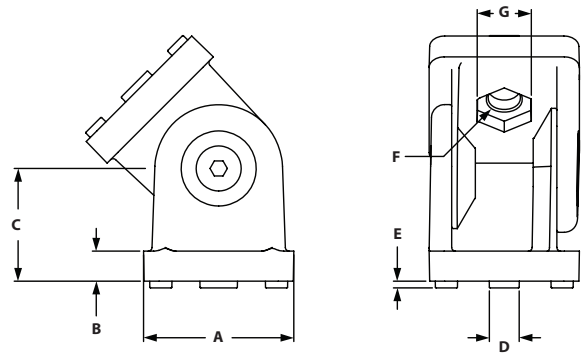
ITEM#	SERIES	QTY	BOLT	TNUT
651506	40	2 TO 4	M8 x 16mm BHSCS	Economy

# Pivot Joints

## PIVOT JOINT 40



- Bushing enables pivot to be both structural and dynamic
- Locating pins can be removed to accommodate both extrusion end and side mount assembly



ITEM#	FINISH	SERIES	A	B	C	D-SLOT	E	F	G
664088	Die Cast Zinc	40	40mm	8mm	30mm	8/10	1.8mm	8.5mm	14mm

### RECOMMENDED FASTENERS (TO EXTRUSION SLOT)

BOLT ITEM	QTY	BOLT	TNUT TYPE
651512	2	M8 x 16mm SHCS	Economy

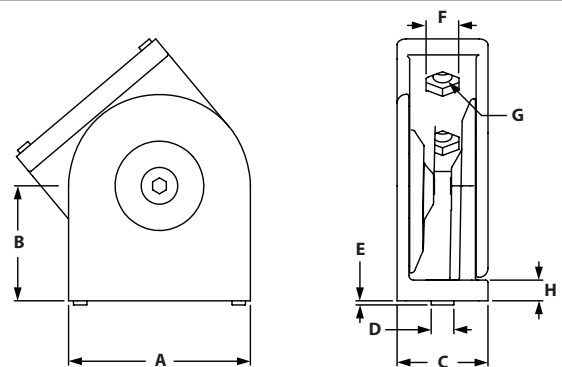
### RECOMMENDED FASTENERS (TO EXTRUSION END)

BOLT ITEM	QTY	BOLT
651346	2	M8 x 20mm SHCS

## PIVOT JOINT 4080



- Bushing enables pivot to be both structural and dynamic
- Locating pins can be removed to accommodate both extrusion end and side mount assembly



ITEM#	FINISH	SERIES	A	B	C	D-SLOT	E	F	G	H
671103	Die Cast Zinc	40	80mm	50mm	40mm	8/10	2.8mm	14mm	8.4mm	9mm

### RECOMMENDED FASTENERS (TO EXTRUSION SLOT)

BOLT ITEM	QTY	BOLT	TNUT TYPE
651512	4	M8 x 16mm SHCS	Economy

### RECOMMENDED FASTENERS (TO EXTRUSION END)

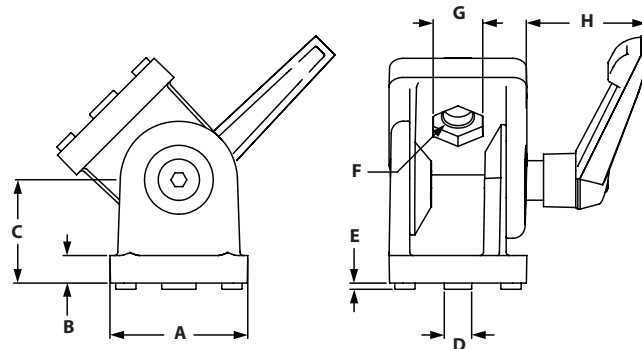
BOLT ITEM	QTY	BOLT
651346	4	M8 x 20mm SHCS

# Pivot Joints With Locking Lever

## PIVOT JOINT 40 WITH LOCKING LEVER



- Bushing enables pivot to be both structural and dynamic
- Locating pins can be removed to accommodate both extrusion end and side mount assembly



ITEM#	FINISH	SERIES	A	B	C	D-SLOT	E	F	G	H
664089	Die Cast Zinc	40	40mm	8mm	30mm	8/10	1.8mm	8.5mm	14mm	41mm

### RECOMMENDED FASTENERS (TO EXTRUSION SLOT)

BOLT ITEM	QTY	BOLT	TNUT TYPE
651512	2	M8 x 16mm SHCS	Economy

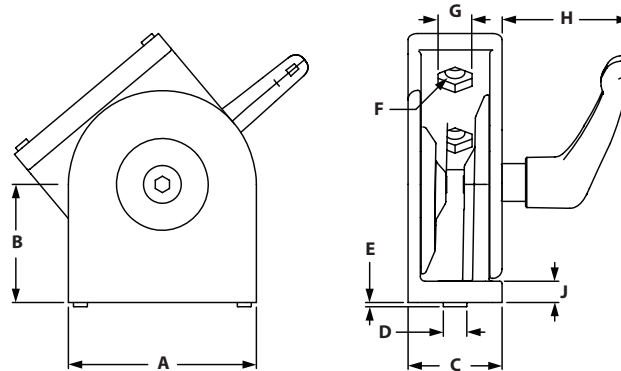
### RECOMMENDED FASTENERS (TO EXTRUSION END)

BOLT ITEM	QTY	BOLT
651346	2	M8 x 20mm SHCS

## PIVOT JOINT 4080 WITH LOCKING LEVER



- Bushing enables pivot to be both structural and dynamic
- Locating pins can be removed to accommodate both extrusion end and side mount assembly



ITEM#	FINISH	SERIES	A	B	C	D-SLOT	E	F	G	H	J
671108	Die Cast Zinc	40	80mm	50mm	40mm	8/10	2.8mm	8.4mm	14mm	54mm	9mm

### RECOMMENDED FASTENERS (TO EXTRUSION SLOT)

BOLT ITEM	QTY	BOLT	TNUT TYPE
651512	4	M8 x 16mm SHCS	Economy

### RECOMMENDED FASTENERS (TO EXTRUSION END)

BOLT ITEM	QTY	BOLT
651346	4	M8 x 20mm SHCS

# CONTENT

## 06 TSLOTS Panels


Plastic Panels . . . . .	418-421
PVC Coated Wire Mesh . . . . .	421
Area Calculator Matrix . . . . .	422
Panel Mount Blocks & Brackets . . . . .	423-424
Panel Retainers . . . . .	425
Mesh Panel Retainers . . . . .	426
Backing Plates . . . . .	427
Mesh Panel Retainer Assemblies . . . . .	428
Panel Stiffener & Gasket . . . . .	429-430
Glass Panel Clamp . . . . .	430
Slatwall Panels . . . . .	431



## 06 PANELS METRIC

# TSLOTS Panels

## ACRYLIC PANELS



- *Lightweight*
- *Weather resistant*
- *High optical clarity*
- *Great for displays or Partitions*

ITEM#	COLOR	MATERIAL	THICKNESS	STOCK SIZE
655424	Clear	Acrylic	.236" (6mm)	4' x 8'
655425	Clear	Acrylic	.177" (4.5mm)	4' x 8'
655426	White	Acrylic	.236" (6mm)	4' x 8'
655427	White	Acrylic	.177" (4.5mm)	4' x 8'
655428	Black	Acrylic	.236" (6mm)	4' x 8'
655429	Black	Acrylic	.177" (4.5mm)	4' x 8'
655430	Bronze	Acrylic	.236" (6mm)	4' x 8'
655431	Bronze	Acrylic	.177" (4.5mm)	4' x 8'

## POLYCARBONATE PANELS




- *High durability and impact resistance*
- *High optical clarity*
- *Highly machinable*
- *Great for enclosures, guarding, or safety applications*

ITEM#	COLOR	MATERIAL	THICKNESS	STOCK SIZE
655432	Clear	Polycarbonate	.236" (6mm)	4' x 8'
655433	Clear	Polycarbonate	.177" (4.5mm)	4' x 8'
682883	Clear	Polycarbonate	.375" (9.5mm)	4' x 8'
682884	Clear	Polycarbonate	.500" (12.7mm)	4' x 8'
655448	Gray	Polycarbonate	.236" (6mm)	4' x 8'
655449	Gray	Polycarbonate	.177" (4.5mm)	4' x 8'
655434	Bronze	Polycarbonate	.236" (6mm)	4' x 8'
655435	Bronze	Polycarbonate	.177" (4.5mm)	4' x 8'

- *Machining Service – Panel Cut to Size 660062 & 660063*
- *Panels are ordered by the sq. ft.*
- *For custom panels contact Tslots. See page 4 for information*

## HDPE PANELS



- Textured on both sides
- Impact and corrosion resistant
- Highly machinable
- Great for enclosures, guarding, or safety applications

ITEM#	COLOR	MATERIAL	THICKNESS	STOCK SIZE
655690	Black	HDPE	.236" (6mm)	4' x 8'
655691	Blue	HDPE	.236" (6mm)	4' x 8'
655695	Red	HDPE	.236" (6mm)	4' x 8'

## HAIRCELL ABS PANELS



- One smooth side and one textured side
- Impact resistant
- Highly machinable
- Great for workstations and partitions

ITEM#	COLOR	MATERIAL	THICKNESS	STOCK SIZE
655436	Black	Haircell ABS	.236" (6mm)	4' x 8'
655437	Black	Haircell ABS	.177" (4.5mm)	4' x 8'

- Machining Service – Panel Cut to Size 660062 & 660063
- Panels are ordered by the sq. ft.
- For custom panels contact Tslots. See page 4 for information

# TSLOTS Panels

## EXPANDED PVC PANELS



- Chemical and weather resistant
- Lightweight
- Highly machinable
- Great for displays and partitions

ITEM#	COLOR	MATERIAL	THICKNESS	STOCK SIZE
655440	Black	Expanded PVC	.236" (6mm)	4' x 8'
655441	Black	Expanded PVC	.118" (3mm)	4' x 8'
655442	Red	Expanded PVC	.236" (6mm)	4' x 8'
655443	Red	Expanded PVC	.118" (3mm)	4' x 8'
655444	Blue	Expanded PVC	.236" (6mm)	4' x 8'
655445	Blue	Expanded PVC	.118" (3mm)	4' x 8'
655446	Gray	Expanded PVC	.236" (6mm)	4' x 8'
655447	Gray	Expanded PVC	.118" (3mm)	4' x 8'
655438	White	Expanded PVC	.236" (6mm)	4' x 8'
655439	White	Expanded PVC	.118" (3mm)	4' x 8'
682882	Clear	PVC	.236" (6mm)	4' x 8'
655450	Yellow	Expanded PVC	.236" (6mm)	4' x 8'
655451	Yellow	Expanded PVC	.118" (3mm)	4' x 8'

## ALUMALITE PANELS



- Weather resistant
- High durability
- Lightweight alternative to solid aluminum plate
- Great for workstations, enclosures, or displays

ITEM#	COLOR	MATERIAL	THICKNESS	STOCK SIZE
655452	Blue	Alupalite	.236" (6mm)	4' x 8'
655454	Silver	Alupalite	.236" (6mm)	4' x 8'

- Machining Service – Panel Cut to Size 660062 & 660063
- Panels are ordered by the sq. ft.
- For custom panels contact Tslots. See page 4 for information

## ALUCOBOND PANELS



- Weather resistant
- High durability
- Lightweight alternative to solid aluminum plate
- Great for workstations, enclosures, or displays
- Platinum only on one side
- Aluminum sheets separated by thermoplastic core

ITEM#	COLOR	MATERIAL	THICKNESS	STOCK SIZE
655457	Platinum	Alucobond	.157" (4mm)	4' x 8'

## DIE BOND PANELS



- Weather resistant
- High durability
- Lightweight alternative to solid aluminum plate
- Great for workstations, enclosures, or displays
- White on one side and black on the other side

ITEM#	COLOR	MATERIAL	THICKNESS	STOCK SIZE
655857	White/Black	Diebond	.118"	4' x 8'

## WIRE MESH



- Great for workstations, enclosures, or displays
- See page 447 for cutting
- Use calculation matrix on page 406 to measure area

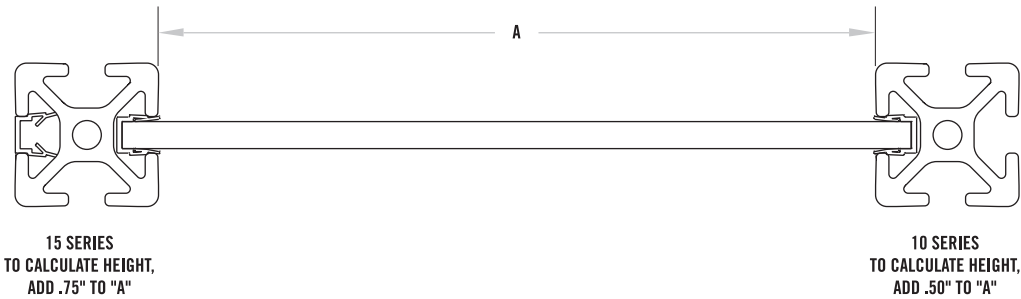
ITEM#	SIZE	COLOR	MATERIAL	GAUGE	OVERALL THICKNESS	STOCK SIZE
655318	.5" x .5"	Black	PVC	16	.140"	4' x 8'
655319	.5" x .5"	Yellow	PVC	16	.140"	4' x 8'
655316	1" x 1"	Black	PVC	12	.210"	4' x 8'
655317	1" x 1"	Yellow	PVC	12	.210"	4' x 8'
655818	2" x 2"	Black	PVC	12	.210"	4' x 8'
655830	2" x 2"	Yellow	PVC	12	.210"	4' x 8'

# TSLOTS Panel Hardware

## AREA CALCULATION MATRIX

### HOW TO USE THE MATRIX

- Round both length and width dimensions up to the next 6" increment
- Find the length and width along the top and side of area calculation matrix
- Find the area in square feet at the intersection of the length and width matrix

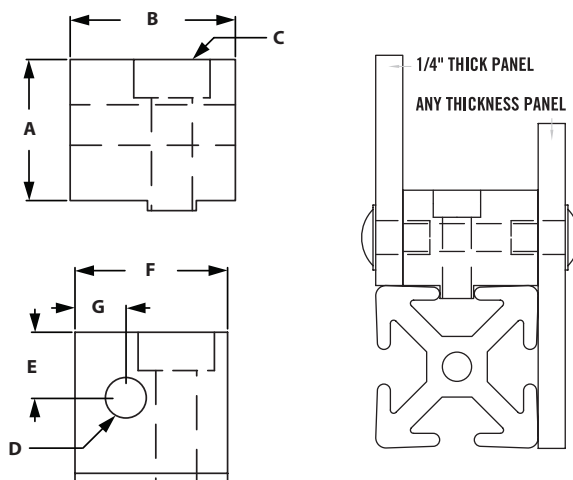


		WIDTH									
		6"	12"	18"	24"	30"	36"	42"	48"	54"	60"
LENGTH	6"	0.25	0.50	0.75	1.00	1.25	1.50	1.75	2.00	2.25	2.50
	12"	0.50	1.00	1.50	2.00	2.50	3.00	3.50	4.00	4.50	5.00
	18"	0.75	1.50	2.25	3.00	3.75	4.50	5.25	6.00	6.75	7.50
	24"	1.00	2.00	3.00	4.00	5.00	6.00	7.00	8.00	9.00	10.00
	30"	1.25	2.50	3.75	5.00	6.25	7.50	8.75	10.00	11.25	12.50
	36"	1.50	3.00	4.50	6.00	7.50	9.00	10.50	12.00	13.50	15.00
	42"	1.75	3.50	5.25	7.00	8.75	10.50	12.25	14.00	15.75	17.50
	48"	2.00	4.00	6.00	8.00	10.00	12.00	14.00	16.00	18.00	20.00
	54"	2.25	4.50	6.75	9.00	11.25	13.50	15.75	18.00	20.25	22.50
	60"	2.50	5.00	7.50	10.00	12.50	15.00	17.50	20.00	22.50	25.00
	66"	2.75	5.50	8.25	11.00	13.75	16.50	19.25	22.00	24.75	27.50
	72"	3.00	6.00	9.00	12.00	15.00	18.00	21.00	24.00	27.00	30.00
	78"	3.25	6.50	9.75	13.00	16.25	19.50	22.75	26.00	29.25	32.50
	84"	3.50	7.00	10.50	14.00	17.50	21.00	24.50	28.00	31.50	35.00
	90"	3.75	7.50	11.25	15.00	18.75	22.50	26.25	30.00	33.75	37.50
	96"	4.00	8.00	12.00	16.00	20.00	24.00	28.00	32.00	36.00	40.00
102"	4.25	8.50	12.75	17.00	21.25	25.50	29.75	34.00	38.25	42.50	
108"	4.50	9.00	13.50	18.00	22.50	27.00	31.50	36.00	40.50	45.00	

## PANEL MOUNT BLOCK



- Allows you to mount panel flush or offset with extrusion
- Simplifies adding or removing panels
- Drilling panel required
- Fasteners for mounting to extrusion included



ITEM#	SERIES	A	B	C	D	E	F	G
655286	40	22.23mm	31.75mm	1/4-20 SHCS	5/16-18 Tap	11.18mm	25.4mm	9.9mm

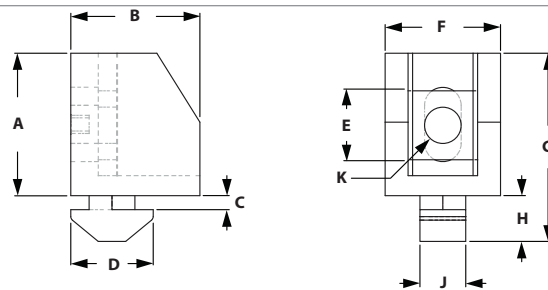
### RECOMMENDED FASTENERS

ITEM#	SERIES	QTY	DESCRIPTION
651029	40	1	1/4-20 x 1" SHCS
651105	40	1	1/4-20 Offset Economy Trut

## NYLON PANEL MOUNT BLOCK



- Panel inserts from the top then twists 90° to lock into place.
- Made of Black Nylon
- .5" offset from edge for hole placement of panel.



ITEM#	SERIES	A	B	C	D	E	F	G	H	J	K-THREAD
655681	40	22.50mm	25.00mm	4.20mm	17.00mm	19.05mm	19.05mm	34.00mm	9.00mm	6.00mm	1/4-20

### INCLUDED FASTENERS

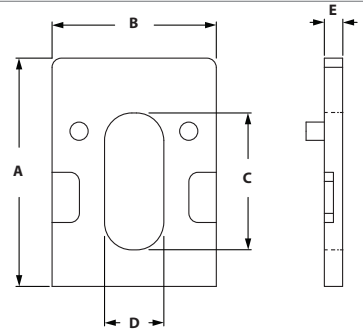
BOLT	QTY	DESCRIPTION
671047	1	Uniblock Spacer
651462	1	1/4-20 x 1" BHSCS

# TSLOTS Hardware

## UNIBLOCK SPACERS



- Work with panel mount block to increase thickness
- Allows for offset panel mounting
- Reduces movement and vibration

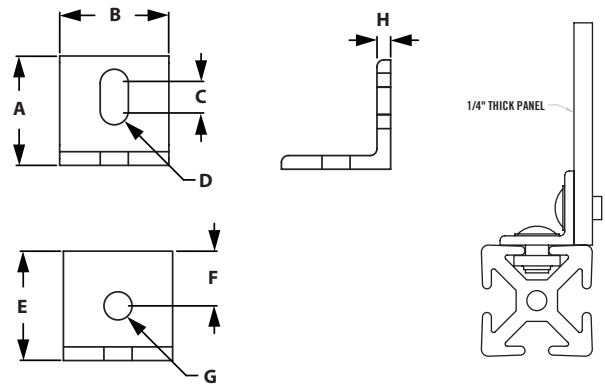


ITEM#	SERIES	A	B	C	D	E
671046	40	25.00mm	18.5mm	15.00mm	6.50mm	3.00mm
671047	40	25.00mm	18.5mm	15.00mm	6.50mm	5.00mm

## PANEL MOUNT BRACKET



- Lower cost alternative than Panel Mount Block
- Slotted hole makes alignment easy
- Drilling panel required



ITEM#	SERIES	A	B	C	D	E	F	G	H
655291	40	25.4mm	25.4mm	6.35mm	4.17mm	25.4mm	12.7mm	8.33mm	3.18mm

### RECOMMENDED FASTENERS (EXTRUSION SLOT)

ITEM#	SERIES	QTY	DESCRIPTION
651343	40	1	M8 x 12mm BHSCS
651367	40	1	M8 Economy Trnut

### RECOMMENDED FASTENERS (EXTRUSION END)

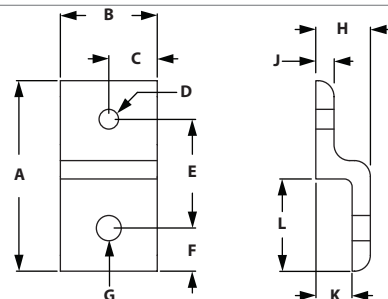
ITEM#	SERIES	QTY	DESCRIPTION
651345	40	1	M8 x 16mm BHSCS
651353	40	1	M8 Hex Nut
651387	40	1	M8 Washer



## SINGLE PANEL RETAINER



- Strongest way to retain panels
- Simplifies panel installation and removal
- Drilling panel required



ITEM#	SERIES	A	B	C	D-TAP	E	F	G	H	J	K	L
664039	40	77.00mm	40.00mm	20.00mm	M8 x 1.25	44.40mm	15.80mm	8.33mm	21.95mm	6.00mm	15.95mm	37.00mm

### RECOMMENDED FASTENERS (EXTRUSION SLOT)



ITEM#	SERIES	QTY	BOLT	TNUT
651345 & 651367	40	1 ea	M8 x 16mm BHSCS & M8 Economy Tnut	Economy

### RECOMMENDED FASTENERS (FOR 1/4" PANEL)

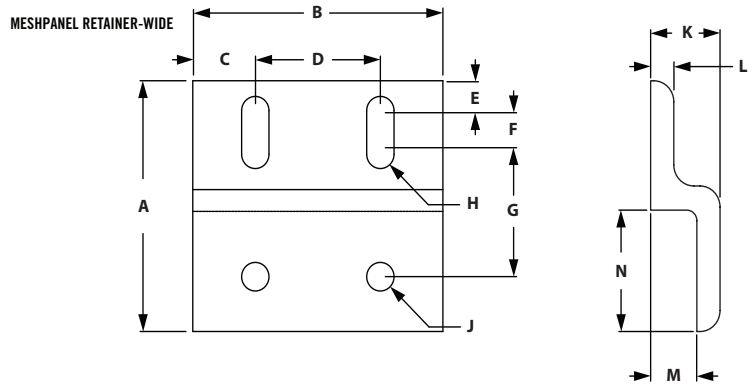
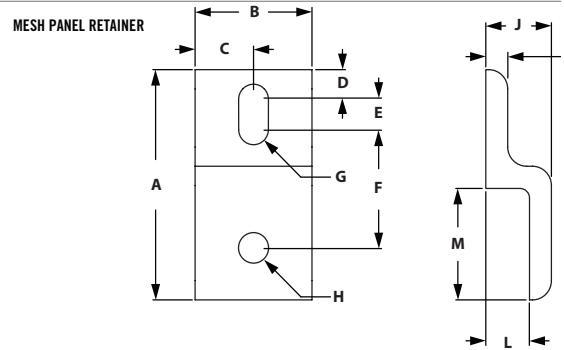
ITEM#	SERIES	QTY	BOLT
651347	40	1	M8 x 20mm BHSCS
651353	40	1	M8 Hex Nut
651387	40	1	M8 Washer

# TLOTS Hardware

## MESH PANEL RETAINER



- Strongest way to retain wire mesh
- Prevents wire mesh from pushing out of the slot
- Simplifies installation and removal of wire mesh



### SINGLE RETAINER

ITEM#	SERIES	A	B	C	D	E	F	G	H	J	K	L	M
664082	40	77.00mm	40.00mm	20.00mm	8.74mm	12.70mm	38.76mm	8.33mm	8.33mm	22.00mm	6.00mm	16.00mm	37.00mm

### SINGLE RETAINER-WIDE

ITEM#	SERIES	A	B	C	D	E	F	G	H	J	K	L	M	N
664204	40	77.00mm	80.00mm	20.00mm	40.00mm	8.64mm	12.70mm	38.80mm	8.33mm	8.33mm	22.00mm	6.00mm	16.00mm	37.00mm

### RECOMMENDED FASTENERS (EXTRUSION SLOT)

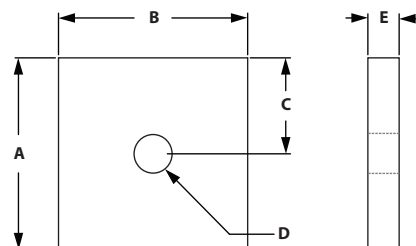
ITEM#	SERIES	QTY	QTY FOR WIDE	BOLT	TNUT
651345 & 651367	40	1 ea	2 ea	M8 x 16mm BHSCS & M8 Economy Tnut	Economy

## BACKING PLATES

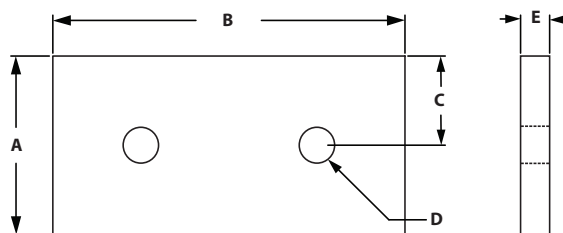


◦ Secures mesh panel retainers to the wire mesh

BACKING PLATE



BACKING PLATE-WIDE



### BACKING PLATES

ITEM#	SERIES	A	B	C	D-THREAD	E
664069	40	38.10mm	38.10mm	19.00mm	M8 x 1.25	6.35mm

### BACKING PLATES-WIDE


ITEM#	SERIES	A	B	C	D-THREAD	E
664205	40	38.10mm	80.00mm	19.00mm	M8 x 1.25	6.35mm

### RECOMMENDED FASTENERS (RETAINER TO BACKING PLATE)

ITEM#	SERIES	QTY	QTY FOR WIDE	BOLT
651347	40	1	2	M8 x 20mm BHSCS

# TSLOTS Hardware

## MESH PANEL RETAINERS ASSEMBLY



- Strongest way to retain wire mesh
- Prevents wire mesh from pushing out of T-Slot
- Simplifies installation and removal of wire mesh

*\*Fasteners for gauge wire included.*

### MESH PANEL RETAINERS ASSEMBLY

COMBO ITEM#	SERIES	RETAINER	QTY	BACKING PLATE	QTY	BOLT TO PLATE	QTY
664066	40	664082	1	664069	1	651347	1

### MESH PANEL RETAINERS ASSEMBLY - WIDE

COMBO ITEM#	SERIES	RETAINER	QTY	BACKING PLATE	QTY	BOLT TO PLATE	QTY
664206	40	664204	1	664205	1	651347	2

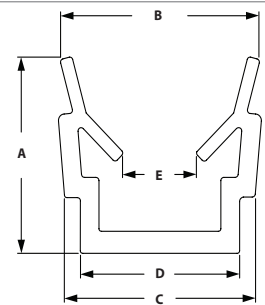
### RECOMMENDED FASTENERS (EXTRUSION SLOT)

ITEM#	SERIES	QTY	QTY FOR WIDE	BOLT	TNUT
651345 & 651367	40	1 ea	2 ea	M8 x 16mm BHSCS & M8 Economy Tnut	Economy

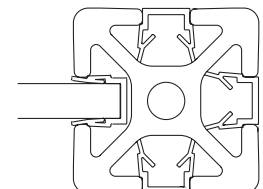

## DELUXE PLASTIC PANEL GASKET



- Recessed in slot to secure plastic panels
- The deluxe gasket can also be used as a slot cover



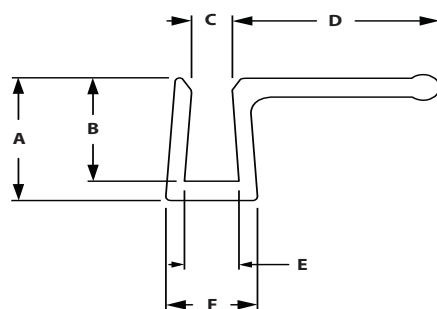
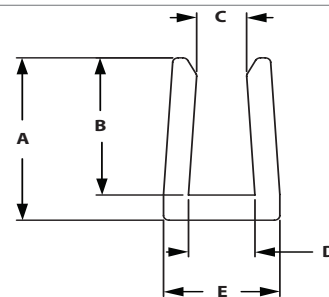

ITEM#	SERIES	COLOR	LENGTH	MATERIAL	A	B	C	D	E
655827	40	Black	72"	HDPE	11.00mm	10.50mm	9.00mm	8.20mm	5.00mm
655760	40	Yellow	78" (2M)	HDPE	11.00mm	10.50mm	9.00mm	8.20mm	5.00mm
655761	40	Natural	78" (2M)	HDPE	11.00mm	10.50mm	9.00mm	8.20mm	5.00mm



## PANEL STIFFENER



◦ Increases the rigidity of 1/4" panels



ITEM#	SERIES	LENGTH	A	B	C	D	E
655285	40	72"	18.03mm	15.24mm	4.60mm	6.10mm	10.67mm

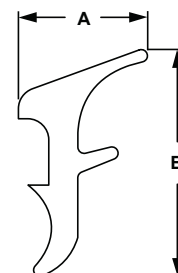
### WITH HANDLE

ITEM#	SERIES	LENGTH	A	B	C	D	E	F
655290	40	72"	18.03mm	15.24mm	4.60mm	24.13mm	6.22mm	10.67mm

## RUBBER PANEL GASKET



- Place in slot to secure panels or mesh
- Can be easily placed in slot after panel or mesh has been placed
- Can be ordered by the foot or 150' roll



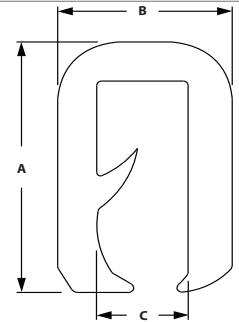
ITEM#	SERIES	SOLD	A	B
655110	40	Per Foot	7.90mm	13.89mm
655112	40	Per 150' Roll	7.90mm	13.89mm

# TLOTS Hardware

## WIRE EDGE COVER



- Applied to the edge of wire mesh to prevent cuts
- Creates a clean and a safe guarding

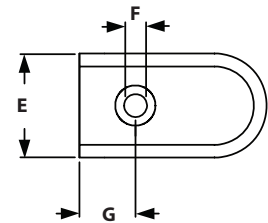
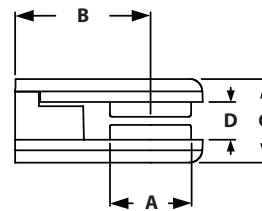


<b>ITEM#</b> 655312	<b>COLOR</b> Black	<b>MATERIAL</b> PVC/Aluminum	<b>A</b> 13.80mm	<b>B</b> 9.00mm	<b>C</b> 4.75mm
------------------------	-----------------------	---------------------------------	---------------------	--------------------	--------------------

## GLASS PANEL CLAMP



- To fix glass and other panels to extrusion
- Die-cast zinc
- For panels 2-9.5mm
- Included fasteners- M5 x 16mm SHCS Bright Zinc (connect clamps together) and 5 rubber pads for panels



<b>ITEM#</b> 671043	<b>SERIES</b> 40	<b>A</b> 19.5mm	<b>B</b> 32.5mm	<b>C</b> 20mm	<b>D</b> 9mm	<b>E</b> 25mm	<b>F</b> 5.5mm	<b>G</b> 13.5mm
------------------------	---------------------	--------------------	--------------------	------------------	-----------------	------------------	-------------------	--------------------

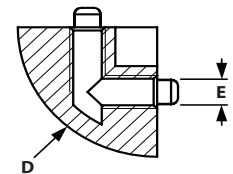
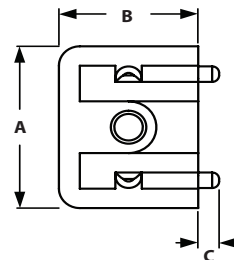
### RECOMMENDED FASTENERS

<b>SERIES</b> 40	<b>QTY</b> 1 EA	<b>BOLT ITEM</b> 699933	<b>BOLT</b> M5 x 16mm SHCS	<b>TNUT</b> 651646	<b>TYPE</b> Drop-In
---------------------	--------------------	----------------------------	-------------------------------	-----------------------	------------------------

## GLASS PANEL CORNER CONNECTION




- To make corner connection with two panels using two glass panel clamps
- Die-cast zinc
- Included fasteners- 2 screws M5 x 12mm SHCS Bright Zinc

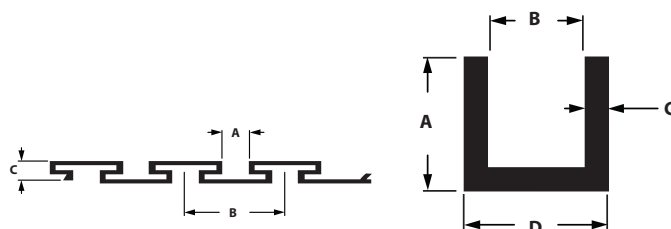


<b>ITEM#</b> 671044	<b>SERIES</b> 40	<b>B</b> 20mm	<b>C</b> 3mm	<b>D</b> R20	<b>E</b> M5
------------------------	---------------------	------------------	-----------------	-----------------	----------------

## SLATWALL PANELS AND U CHANNEL



- Custom size panels are available
- Round to the next full panel



ITEM#	DESCRIPTION	SERIES	LENGTH	A	B	C	D
599900	Slatwall Panel	40	12' 6"	11.43mm	38.10mm	12.57mm	N/A
301901	U Channel	40	12'	19.05mm	12.70mm	3.18mm	19.05mm

### RECOMMENDED FASTENERS (FOR 10S EXTRUSION)

BOLT	QTY	DESCRIPTION
653273	1	10 to 15s 2 Hole Transition Strip
651130	1	1/4-20 x 1/2" FBHSCS & Econ Tnut
651129	1	5/16-18 x 11/16" FBHSCS & Econ Tnut

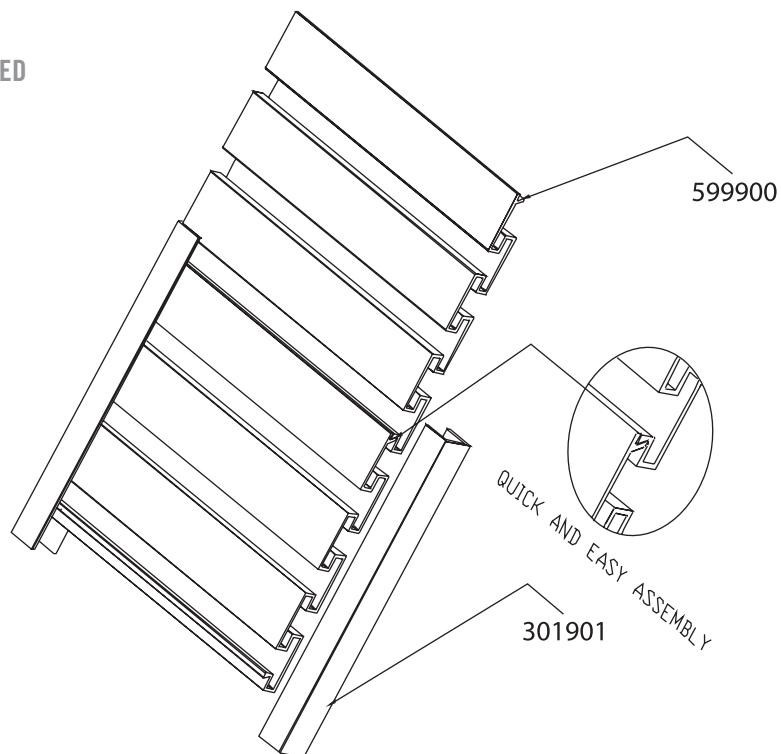
### RECOMMENDED FASTENERS (FOR 15S EXTRUSION)

BOLT	QTY	DESCRIPTION
653141	1	15s 2 Hole Joining Strip
651129	2	5/16-18 x 11/16" FBHSCS & Econ Tnut

### CALCULATION FORMULA FOR NUMBER OF PANELS NEEDED

(Desired Panel Height - 0.335)

4.6



# CONTENT

## 09 CONNECT GUARDING & LED LIGHTING

Connect Guarding .....	434-437
LED Lighting .....	438-439



# **09 CONNECT GUARDING & LED LIGHTING**

# CONNECT Guarding

# CONNECT™

MODULAR GUARDING SYSTEM



## CONCEPT

CONNECT™ uses pre-fabricated panels of varying widths and heights that quickly link together to create a custom guarding solution.

## ADVANTAGES

### SHORT LEAD TIMES

Pre-fabricated panels will allow you to minimize engineering and design time

### MODULAR

Need to modify or add something to the guarding? Simply order the additional parts and install as needed on-site

### EASY ASSEMBLY AND INSTALLATION

The panels arrive assembled and ready to connect to each other. Simply link them together and fasten to the floor.



### SKETCH

Sketch the footprint of the guarding complete with dimensions and doors.



### SUBMIT


Consult with the TSLOTS distributor to determine which panels will work best for your needs.



### INSTALL

Once your order arrives, connect the pre-fabricated panels using the included hardware, and fasten to the floor.

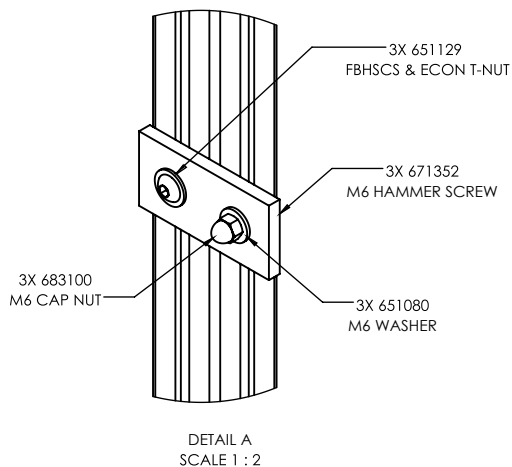
## STANDARD CONNECT PANEL



- Connects with Joining Strips
- Assemble in a straight line or at 90 degrees
- 6 inch gap between floor and frame
- Meets OSHA guarding regulations


ITEM #	PANEL SIZE	MATERIAL
114486	1' x 6'	Yellow Wire Mesh
114487	1' x 6'	Black Wire Mesh
114488	1' x 6'	Clear Polycarbonate
114492	1' x 8'	Yellow Wire Mesh
114493	1' x 8'	Black Wire Mesh
114494	1' x 8'	Clear Polycarbonate
114468	3' x 6'	Yellow Wire Mesh
114469	3' x 6'	Black Wire Mesh
114470	3' x 6'	Clear Polycarbonate
114477	3' x 8'	Yellow Wire Mesh
114478	3' x 8'	Black Wire Mesh
114479	3' x 8'	Clear Polycarbonate
114456	4' x 6'	Yellow Wire Mesh
114457	4' x 6'	Black Wire Mesh
114458	4' x 6'	Clear Polycarbonate
114462	4' x 8'	Yellow Wire Mesh
114463	4' x 8'	Black Wire Mesh
114464	4' x 8'	Clear Polycarbonate

## ASSEMBLY INFORMATION



# CONNECT Guarding

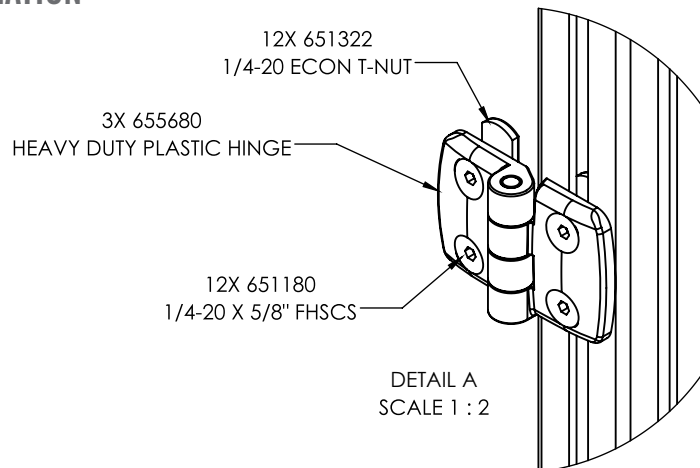
## PIVOT CONNECT PANEL



- Connects with Hinges
- Used to create custom angles in guarding
- 6 inch gap between floor and frame
- Meets OSHA guarding regulations

ITEM #	PANEL SIZE	MATERIAL
114489	1' x 6'	Yellow Wire Mesh
114490	1' x 6'	Black Wire Mesh
114491	1' x 6'	Clear Polycarbonate
114495	1' x 8'	Yellow Wire Mesh
114496	1' x 8'	Black Wire Mesh
114497	1' x 8'	Clear Polycarbonate
114471	3' x 6'	Yellow Wire Mesh
114472	3' x 6'	Black Wire Mesh
114473	3' x 6'	Clear Polycarbonate
114480	3' x 8'	Yellow Wire Mesh
114481	3' x 8'	Black Wire Mesh
114482	3' x 8'	Clear Polycarbonate
114459	4' x 6'	Yellow Wire Mesh
114460	4' x 6'	Black Wire Mesh
114461	4' x 6'	Clear Polycarbonate
114465	4' x 8'	Yellow Wire Mesh
114466	4' x 8'	Black Wire Mesh
114467	4' x 8'	Clear Polycarbonate

## ASSEMBLY INFORMATION

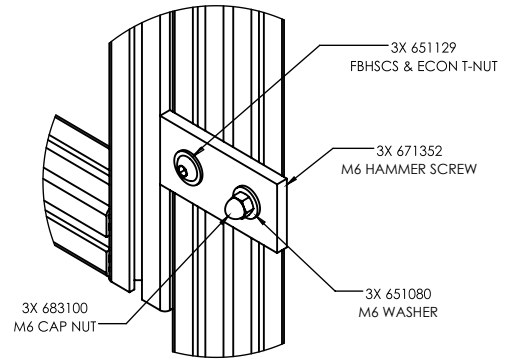


## DOORS CONNECT PANEL



- Connects with Joining Strips
- Place anywhere a door is required
- 6 inch gap between floor and frame
- Meets OSHA guarding regulations
- Doors for 6' panels are 6.5' to allow for easy entry into your guarding

## ASSEMBLY INFORMATION



DETAIL A  
SCALE 1 : 2

ITEM #	PANEL SIZE	MATERIAL
114474	3' x 6.5'	Yellow Wire Mesh
114475	3' x 6.5'	Black Wire Mesh
114476	3' x 6.5'	Clear Polycarbonate
114483	3' x 8'	Yellow Wire Mesh
114484	3' x 8'	Black Wire Mesh
114485	3' x 8'	Clear Polycarbonate

## CONNECT PANEL ADD ONS

### DOOR HANDLES / LATCHES



6 7 1 0 7 4  
Slam Latch




6 5 5 0 5 3  
Deluxe Non-Lock Door Handle *(Requires special machining)*



6 5 5 0 7 6  
Offset Plastic Handle

### BRACKETS / GUSSETS



6 5 3 1 3 6  
2 Hole Corner Bracket



6 5 3 1 6 5  
2 Hole Corner Gusset



6 5 5 2 7 8  
3" Economy Floor Mounting Foot

### HARDWARE / TOOLS



6 5 1 3 2 4  
5/16 - 18 Drop in nut with set screw.



6 5 8 3 1 7  
1/2 - 13 Floor Anchor 3.75" long



6 5 7 0 0 0  
3/16 "T" handle Hex Wrench



6 5 1 1 2 9  
5/16 - 18 flanged button head and economy nut

### JOINING STRIPS



6 5 3 1 4 1  
2 Hole Joining Strip



6 5 3 1 4 0  
3 Hole Joining Strip

# LED Lighting

## INDUSTRIAL LED LIGHT BARS

### WORKSTATION ILLUMINATION

TSLOTS™ Industrial Light Bar, utilizes advanced LED lighting technology providing high-quality and maintenance-free industrial lighting solutions that will last for years.

- High brightness with an even light output for a no-glare glow.
- Eye shields to eliminate visual strain and glare.
- Robust metal housing, shatterproof light cover and easy installation.
- Ideal for work stations, machine lighting, control cabinets and manufacturing lines.
- We offer our LED Lights in 2', 3' and 4' lengths.
- Lights are easy to install onto TSLOTS™ extrusions.
- Improves visibility and safety in a workplace or on a machine.
- In stock for immediate shipping.



## LED LIGHTING

### STANDARD LIGHT KITS

ITEM#	DESCRIPTION	LUMENS	VOLTS	INCLUDES
686001	2' Light with eye shields	1300	120 V	10' Power Cord and 2 Clip Brackets
686002	3' Light with eye shields	1950	120 V	10' Power Cord and 2 Clip Brackets
686003	4' Light with eye shields	2600	120 V	10' Power Cord and 2 Clip Brackets



### ACCESSORIES

ITEM#	DESCRIPTION
686004	10' Power Cord
686005	15' Power Cord
686006	Clip Bracket
686007	Swivel Clip Bracket

CLIP BRACKET



SWIVEL BRACKET



### RECOMMENDED FASTENERS FOR CLIP BRACKETS

ITEM#	SERIES	QTY	BOLT ITEM	BOLT DESCRIPTION	TNUT ITEM	TNUT DESCRIPTION	WASHER ITEM	WASHER DESCRIPTION
651587	10s	1	651019	1/4-20 x 3/8" BHSCS	651469	1/4-20 Drop-In Tnut	651388	M6 Washer
651589	15s	1	651021	1/4-20 x 1/2" BHSCS	651644	1/4-20 Drop-In Tnut		
651590	40s	1	651333	M6 x 12mm BHSCS	651647	M6 x 1 Drop-In Tnut		
671719	30s	1	699936	M6 x 10mm BHSCS	671326	M6 x 1 Spring Leaf Roll-In Tnut	651388	M6 Washer
671721	45s	1	651570	M6 x 14mm BHSCS	671062	M6 x 1 Roll-In Tnut		

### RECOMMENDED FASTENERS FOR SWIVEL BRACKETS

ITEM#	SERIES	QTY	BOLT ITEM	BOLT DESCRIPTION	TNUT ITEM	TNUT DESCRIPTION
651588	10s	1	651019	1/4-20 x 3/8" BHSCS	651469	1/4-20 Drop-In Tnut
651589	15s	1	651021	1/4-20 x 1/2" BHSCS	651644	1/4-20 Drop-In Tnut
651591	40s	1	651570	M6 x 14mm BHSCS	651647	M6 x 1 Drop-In Tnut
671720	30s	1	699936	M6 x 10mm BHSCS	671326	M6 x 1 Spring Leaf Roll-In Tnut
671722	45s	1	651335	M6 x 16mm BHSCS	671062	M6 x 1 Roll-In Tnut

# CONTENT

## 10 Tools

Allen Wrench Sets .....	442-443
Cutters, Bits & Jigs .....	444-445
Taps .....	445



# 10 TOOLS

# Tools

## RECOMMENDED TOOL SIZE FOR FASTENERS

THREAD SIZE	SHCS	BHSCS	FBHSCS	FHSCS
8-32	--	3/32"	--	--
10-32	5/32"	1/8"	--	--
1/4-20	3/16"	5/32"	5/32"	5/32"
5/16-18	1/4"	3/16"	3/16"	3/16"
3/8-16	5/16"	N/A	--	7/32"
M5	4mm	3mm	--	3mm
M6	5mm	4mm	--	4mm
M8	6mm	5mm	--	5mm
M10	8mm	6mm	--	6mm

## BALL END FOLD OUT COMBO TOOL



- Ball point allows access to hard to reach screws
- Fractional – yellow case, Metric – red case
- Self-contained tool eliminates lost keys

ITEM #	SERIES	HEAD TYPE	INCLUDED TOOL HEAD SIZES
657015	Fractional	Ball End	3/16", 7/32", 1/4", 5/16", 3/8"
657014	Metric	Ball End	5mm, 6mm, 7mm, 8mm, 10mm

## BALL DRIVER AND L-WRENCH TOOL SET



- Ball point allows access to hard to reach screws

ITEM #	SERIES	HEAD TYPE	INCLUDED TOOL HEAD SIZES
657035	Fractional	Ball End	.050", 1/16", 5/64", 3/32", 7/64", 1/8", 9/64", 5/32", 3/16", 7/32", 1/4", 5/16", 3/8"
657030	Metric	Ball End	1.5mm, 2mm, 2.5mm, 3mm, 4mm, 5mm, 6mm, 8mm, 10mm

## BALL END L HEX WRENCH



- Ball end for off axis rotation
- Long arm for maximum torque
- Allows for angle entry up to 25°

ITEM #	SERIES	TOOL HEAD SIZE
657025	Fractional	5/32"
657002	Fractional	3/16"
657005	Fractional	1/4"
657022	Metric	M4
657023	Metric	M5
657024	Metric	M6

## T HANDLE BALL END HEX WRENCHES



- Cushion grip for maximum torque
- 10" long arm for hard to reach areas
- Allows for angle entry up to 25°

ITEM #	SERIES	TOOL HEAD SIZE
657000	Fractional	3/16"
657004	Fractional	1/4"
657034	Fractional	5/32"
657031	Metric	M4
657032	Metric	M5
657033	Metric	M6

# Tools

## CHEATER PIPE



- Gives extra torque in hard to reach spots
- Use with a ball end "L" hex wrench
- Fits over the end of a 1/4" hex wrench

ITEM #	SERIES	DESCRIPTION
657001	Fractional	Cheater Pipe

## ANCHOR FASTENER COUNTERBORE CUTTERS



- Two flute style single end
- High speed steel square end mill
- Allows you to make your own counterbores

ITEM #	SERIES	MILL DIAMETER
657043	10	9/16"
657008	15/40	13/16"

## ACCESS HOLE DRILL BITS



- Two flute
- High speed steel
- Can be used with drill jigs, drill press, or mill

ITEM #	SERIES	BIT SIZE
657036	10	.218 x 2.30"
657010	15/40	.295 x 2.68"

## ACCESS HOLE DRILL JIGS



- Locates access holes precisely
- Hardened dowel pins prevent rotation
- Replaceable, hardened drill bushings

ITEM #	SERIES	DESCRIPTION	HOLE SIZE
657037	10	Jig for 1010 Extrusion	.218"
657040	10	Jig for 2 Hole for 1020 Extrusion	.218"
657042	10	Jig for 4 Hole for 2020 Extrusion	.218"
657038	10	Replacement Bushing for 10S	.218"
657011	15	Jig for 1515 Extrusion	.296"
657039	15	Jig for 2 Hole for 1530 Extrusion	.296"
657041	15	Jig for 4 Hole for 3030 Extrusion	.296"
657012	15	Replacement Bushing for 15S	.296"
699740	10-Slot	Jig for all slot 10 B-Series Extrusion	.386"

## FLUTED TAPS



ITEM #	SERIES	TAP SIZE
657143	10	1/4-20
657145	15	5/16-18
657144	40	M6 x 1.0
657146	40	M8 x 1.25

# CONTENT

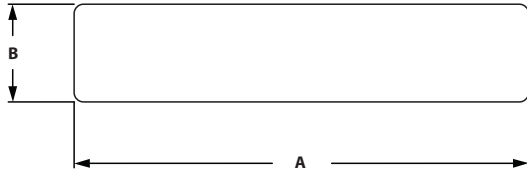
## 11 Extrusion Profiles

Flat Stock . . . . .	448
Tubes . . . . .	449
Angles . . . . .	450
Gusset Profile & Nub . . . . .	451
Right Angle Nub Profile . . . . .	452
Panel Mount Profile . . . . .	453
Single Flange Bearing Profiles . . . . .	453
Double Flange Bearing Profile . . . . .	454
Retainer Angles . . . . .	454
Door Side Tracks . . . . .	455

# 11 EXTRUSION PROFILES

# Extrusion Profiles

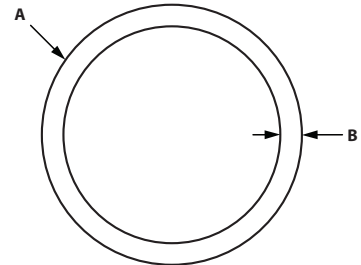
## FLAT STOCK



MILL FINISH	ANODIZED	STOCK LENGTH	A	B
662035	662034	144"	1.000"	.188"
662037	662036	144"	1.000"	.250"
662041	662040	144"	1.000"	.500"
662084	---	144"	1.250"	1.250"
662043	662042	144"	1.490"	.250"
662045	662044	144"	1.500"	.500"
662047	662046	144"	1.500"	.750"
662085	---	144"	1.750"	1.750"
662051	662050	144"	2.000"	.188"
662049	662048	144"	2.000"	.500"
662143	662142	144"	2.060"	2.060"
662120	---	144"	2.000"	2.500"
662055	662054	144"	2.500"	.500"
662121	---	144"	2.500"	2.500"
662053	662052	144"	3.000"	.188"
662057	662056	144"	3.000"	.250"
662154	---	144"	3.000"	.500"
662061	662060	144"	3.000"	.750"
662147	662146	144"	3.060"	1.510"
662063	662062	144"	4.000"	.188"
662065	662064	144"	4.000"	.250"
662067	662066	144"	4.000"	.750"
662077	662076	144"	4.000"	2.000"
662131	---	144"	4.000"	3.000"
662112	---	144"	4.500"	.250"
662069	662068	144"	5.000"	.250"
662071	662070	144"	6.000"	.250"
662073	662072	144"	6.000"	.375"

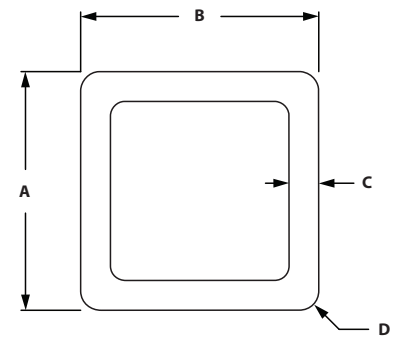


**ALUMINUM TUBE**



MILL FINISH	ANODIZED	STOCK LENGTH	A	B
659007	659006	144"	1.000"	.125"
659009	659008	144"	1.500"	.125"
659011	659010	144"	2.000"	.125"

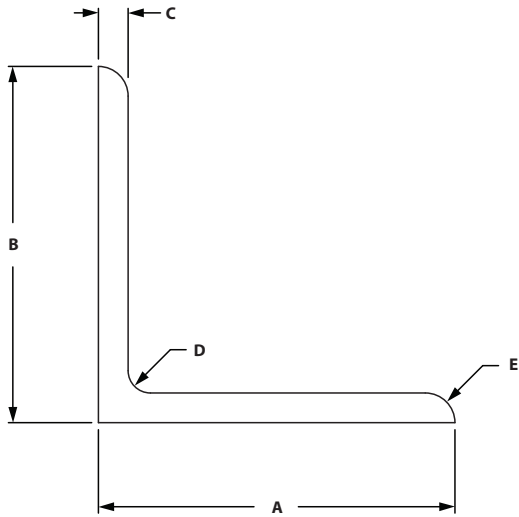
**SQUARE TUBE**



MILL FINISH	ANODIZED	STOCK LENGTH	A	B	C	D
---	662130	144"	2.000"	2.000"	.225"	.375"

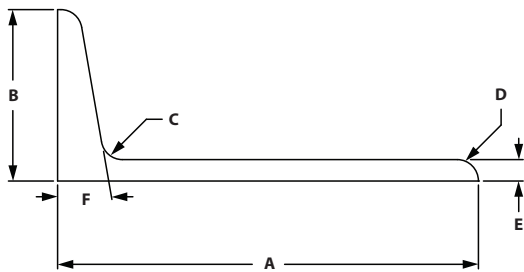
# Extrusion Profiles

## ANGLES



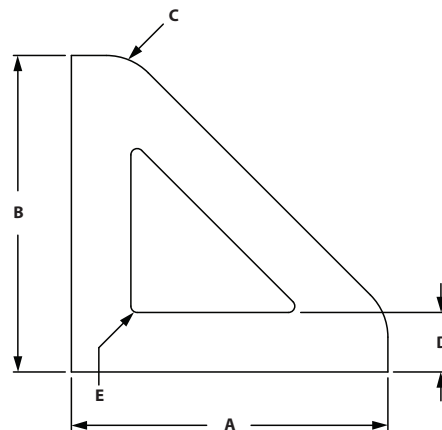
MILL FINISH	ANODIZED	STOCK LENGTH	A	B	C	D	E
662009	662008	150"	1.000"	1.000"	.125"	.125"	.028"
662015	662014	150"	1.000"	1.000"	.188"	.125"	.188"
662011	662010	144"	1.000"	2.000"	.188"	.125"	.188"
662013	662012	150"	1.500"	1.500"	.188"	.188"	.125"
662017	662016	150"	1.500"	1.500"	.250"	.312"	.250"
662023	662022	120"	1.500"	3.000"	.250"	.312"	.250"
662019	662018	150"	2.000"	2.000"	.188"	.125"	.188"
662021	662020	150"	2.500"	2.500"	.188"	.250"	.125"
662025	662024	150"	3.000"	3.000"	.188"	.125"	.125"
662027	662026	150"	3.000"	3.000"	.250"	.312"	.250"
662029	662028	144" MF/ 150" AEA	4.500"	4.500"	.250"	.312"	.250"

## FLOOR MOUNT ANGLES



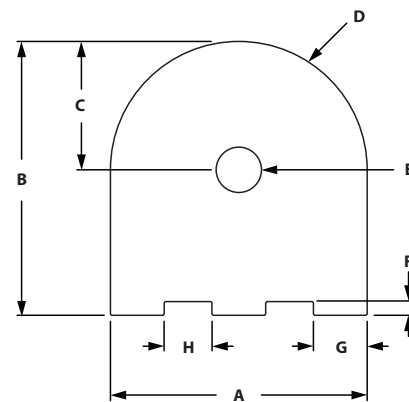
MILL FINISH	ANODIZED	STOCK LENGTH	A	B	C	D	E	F
662079	662078	144" MF/ 120" AEA	5.000"	2.000"	.250"	.250"	.250"	10°
662148	---	150"	3.000"	2.000"	.312"	.250"	.250"	10°

### 45° GUSSET PROFILE



MILL FINISH	ANODIZED	STOCK LENGTH	SERIES	A	B	C	D	E
662135	662134	120"	10	1.000"	1.000"	.188"	.188"	.020"
662139	662138	120"	15	1.500"	1.500"	.250"	.250"	.020"
662137	662136	120"	10	2.000"	2.000"	.188"	.188"	.020"
662141	662140	120"	15	3.000"	3.000"	.250"	.250"	.020"

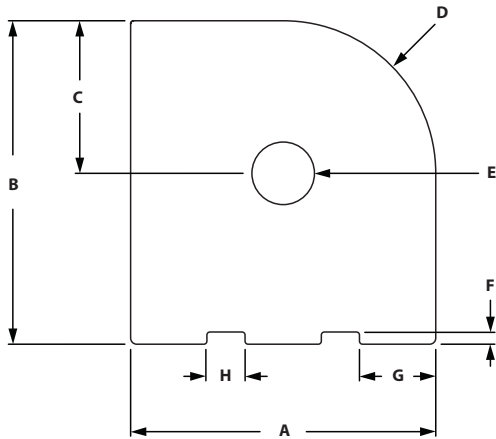
### PIVOT NUB PROFILE



MILL FINISH	ANODIZED	STOCK LENGTH	SERIES	A	B	C	D	E	F	G	H
662107	662106	120"	10	1.000"	1.060"	.500"	.500"	.205"	.040"	.250"	.125"
662105	662104	120"	15	1.500"	1.600"	.750"	.750"	.265"	.080"	.314"	.279"

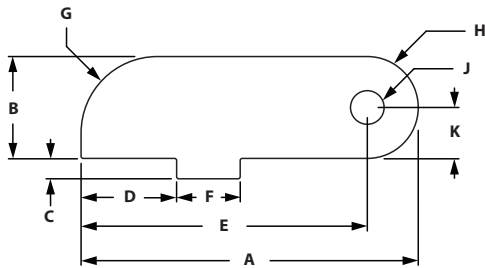
# Extrusion Profiles

## RIGHT ANGLE NUB PROFILE



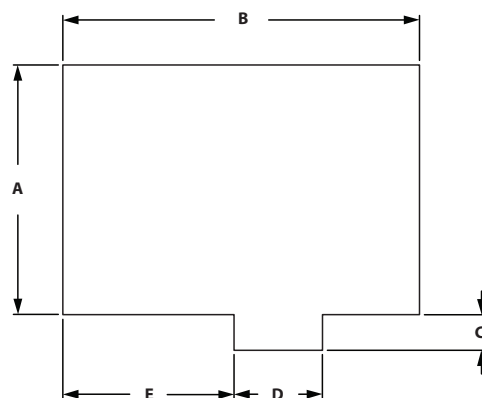
MILL FINISH	ANODIZED	STOCK LENGTH	SERIES	A	B	C	D	E	F	G	H
662081	662080	120"	10	1.000"	1.060"	.500"	.500"	.205"	.040"	.250"	.125"
662083	662082	120"	15	1.500"	1.600"	.750"	.750"	.265"	.080"	.314"	.279"

## HINGE PROFILE



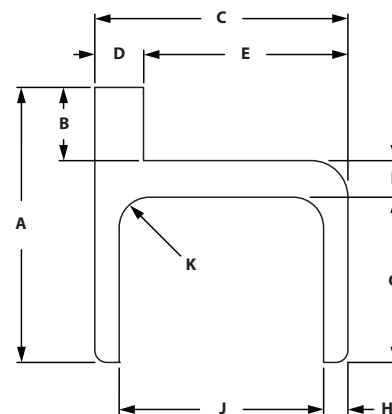
MILL FINISH	ANODIZED	STOCK LENGTH	SERIES	A	B	C	D	E	F	G	H	J	K
662109	662108	120"	10	1.156"	.500"	.060"	.252"	.906"	.249"	.375"	.250"	.180"	.250"
662111	662110	120"	15	1.655"	.500"	.100"	.469"	1.405"	.312"	.375"	.250"	.180"	.250"
662164	---	120"	40	1.695"	.500"	.100"	.469"	1.445"	.312"	.375"	.250"	.165"	.250"

## PANEL MOUNT PROFILE



MILL FINISH	ANODIZED	STOCK LENGTH	SERIES	A	B	C	D	E
662117	662116	120"	10	.700"	.812"	.050"	.247"	.373"
662115	662114	120"	15	.875"	1.250"	.125"	.310"	.600"

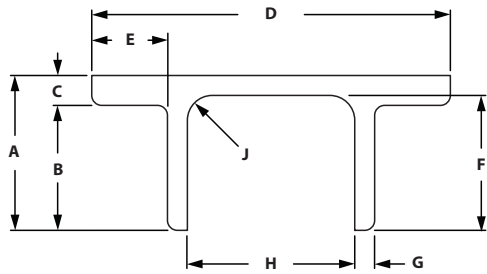
## SINGLE FLANGE BEARING PROFILE



MILL FINISH	ANODIZED	STOCK LENGTH	SERIES	A	B	C	D	E	F	G	H	J	K
662093	662092	120"	10	2.160"	.750"	1.701"	.312"	1.389"	.250"	1.160"	.156"	1.389"	.250"
662099	662098	120"	15	2.818"	.750"	2.600"	.500"	2.100"	.375"	1.693"	.250"	2.100"	.312"

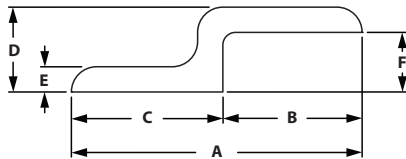
# Extrusion Profiles

## DOUBLE FLANGE BEARING PROFILE



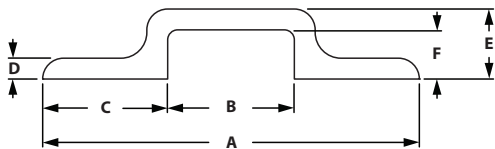
MILL FINISH	ANODIZED	STOCK LENGTH	SERIES	A	B	C	D	E	F	G	H	J
662095	662094	120"	10	1.316"	1.004"	.312"	3.260"	.780"	1.160"	.156"	1.389"	.125"
662097	662096	120"	10	1.316"	1.004"	.312"	4.250"	.772"	1.160"	.156"	2.395"	.125"
662101	662100	120"	15	1.943"	1.568"	.375"	4.500"	.950"	1.693"	.250"	2.100"	.312"
662103	662102	120"	15	1.943"	1.568"	.375"	6.000"	.950"	1.693"	.250"	3.600"	.312"

## RETAINER ANGLES



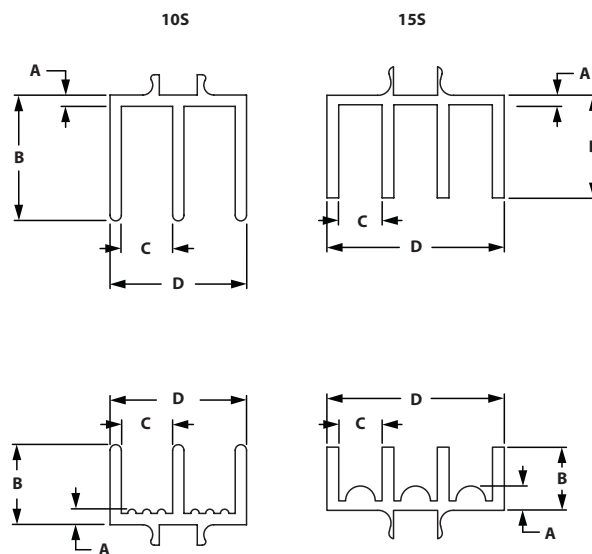
MILL FINISH	ANODIZED	STOCK LENGTH	SERIES	A	B	C	D	E	F
662091	662090	120"	10	1.938"	.938"	1.000"	.563"	.188"	.375"
662087	662086	120"	15	2.879"	1.379"	1.500"	.840"	.250"	.590"

## DOUBLE RETAINER ANGLES



MILL FINISH	ANODIZED	STOCK LENGTH	SERIES	A	B	C	D	E	F
662133	662132	120"	10	3.021"	1.021"	1.000"	.188"	.563"	.375"
662089	662088	120"	15	4.520"	1.523"	1.500"	.250"	.840"	.590"

## DOOR SLIDE TRACKS



ANODIZED	SERIES	TRACK	A	B	C	D
655189	10	Upper	.620"	.688"	.281"	.750"
655188	15	Upper	.060"	.650"	.275"	1.125"
655191	10	Lower	.085"	.438"	.281"	.750"
655190	15	Lower	.154"	.400"	.275"	1.125"

# CONTENT

## 11 Machining Services

Slot Locations .....	458
Ordering Notes .....	459
Order Example .....	460
Cut To Length .....	461
Tap .....	462-463
Access Hole .....	464-465
Counterbore Anchor / Butt Fastening Assembly .....	466
Counterbore with Through Hole .....	467
Door Handle Milling .....	468-469
Bolt & Central Connectors .....	470
Panels And Wire Mesh Cut .....	471
Miter Saw Cuts & Counterbore .....	471-472
Notch Services .....	473-474



## **12 MACHINING SERVICES**

# Machining Services

## MACHINING SERVICE

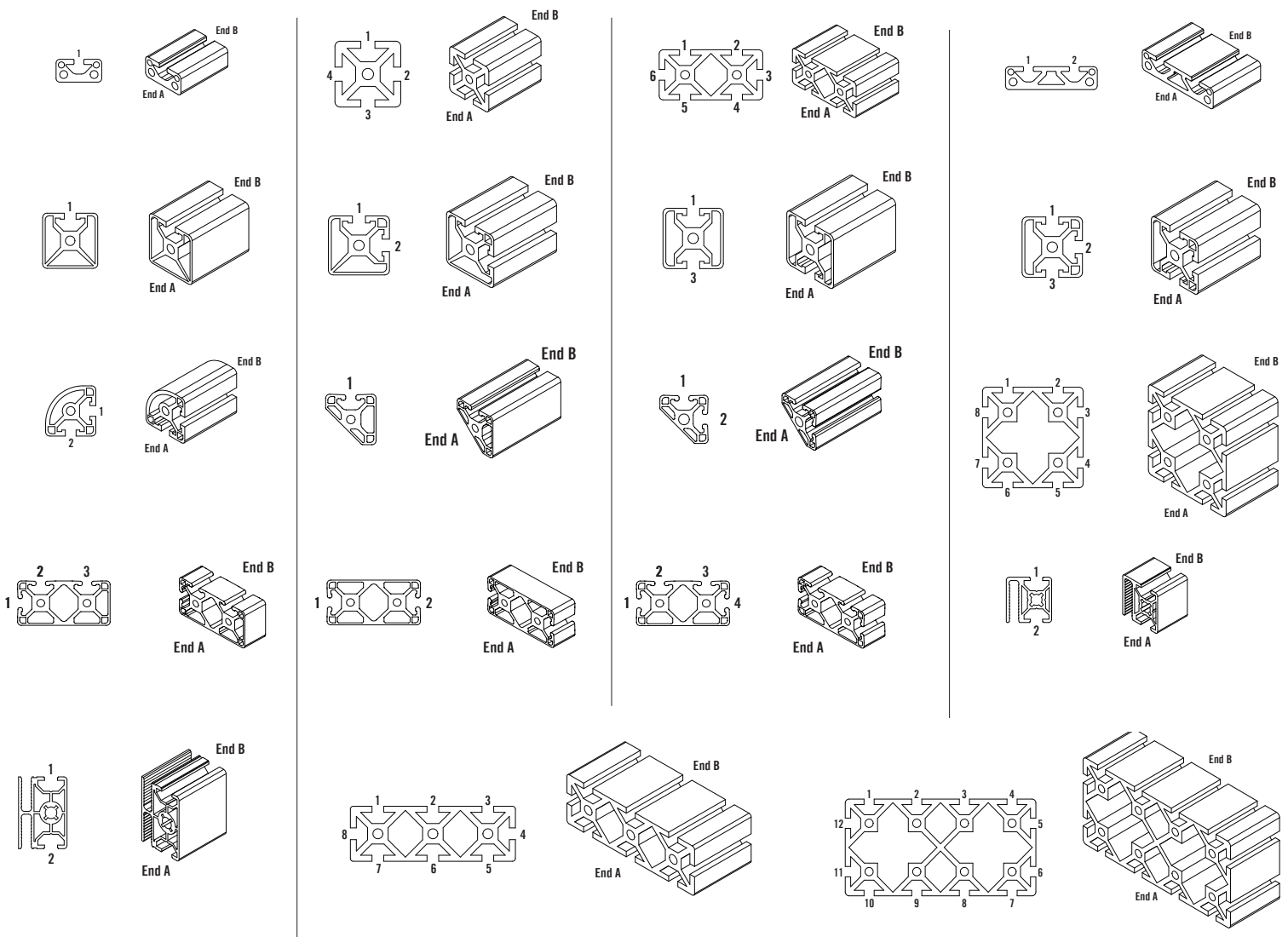
To make machining TSLOTS a simple process, it is necessary to identify the machinable location of the extrusion. For standard services, refer to the drawings on this page for basic identification of each profile.

**Some things to keep in mind when ordering machining services:**

Where possible, include a drawing with the required machining services.

Remember, if you have us machine your kit for you, it will arrive at your door ready to assemble. Or, if you prefer, we will ship your kit to you pre-assembled, ready to use.

For non-standard machining services, custom prints are required or engineering help is available.



## ORDERING NOTES FOR STANDRAD MACHINING SERVICES

### CUT TO LENGTH

Specify –

1. The extrusion item number or description
2. The quantity of extrusions
3. The length of the extrusion
4. The machining service number

### DRILL ACCESS HOLES

Specify –

1. The extrusion item number or description
2. The number of pieces to be drilled
3. The length of the extrusion
4. The machining service number
5. The slot location at which the feature is required and the distance from end "A"

### MITER CUT AND COUNTERBORE

Specify –

1. The extrusion item number or description
2. The number of pieces to be miter cut
3. The length of the extrusion from longest corner to longest corner
4. The machining service number
5. The end(s) at which the machining is required and the face from which a bolt would be installed
6. The degree in which in need it cut to

### FURNITURE SYTLE DOOR MILLING

Specify –

1. The extrusion item number or description
2. The number of pieces to be drilled
3. The length of the extrusion
4. The machining service number
5. The slot location at which the feature is required and the distance from end A"

### CENTRAL/BOLT CONNECTORS

Specify –

1. The extrusion item number or description
2. The number of pieces to be drilled
3. The length of the extrusion
4. The machining service number
5. The slot location at which the feature is required and the distance from end A"

All other machining services have ordering notes and ordering examples on the page where the machining service is located.

### TAPPING

Specify –

1. The extrusion item number or description
2. The number of pieces to be tapped
3. The length of the extrusion
4. The machining service number
5. The end(s) at which the tapped hole is required

### COUNTERBORE FOR ANCHOR/BUTT FASTENER ASSEMBLY

Specify –

1. The extrusion item number or description
2. The number of pieces to be counterbored
3. The length of the extrusion
4. The machining service number
5. The end(s) to be machined and the slot location at which the counterbore is required

### COUNTERBORE WITH THROUGH HOLE

Specify –

1. The extrusion item number or description
2. The number of pieces to be drilled
3. The length of the extrusion
4. The machining service number
5. The slot location at which the feature is required and the distance from end A"

### DELUXE DOOR HANDLE MILLING

Specify –

1. The extrusion item number or description
2. The number of pieces to be drilled
3. The length of the extrusion
4. The machining service number
5. The slot location at which the feature is required and the distance from end A"

### BOLT AND CENTRAL CONNECTORS

Specify –

1. The extrusion item number or description
2. The number of pieces to be drilled
3. The length of the extrusion
4. The machining service number
5. The slot location at which the feature is required and the distance from end A"

# Machining Services

## ORDER EXAMPLE

Your project calls for 15 pieces of 1.5" x 1.5" extrusion and 5 pieces of 1.5" x 3". All 15 pieces of the 1.5" x 1.5" are cut to length and will be machined – 10 pieces @ 55" and 5 pieces @ 24.25" and all 5 pieces of the 1.5" x 3" are miter cut and counterbored – 5 pieces @ 16.35".

In this example there are (3) separate orders that will take place:

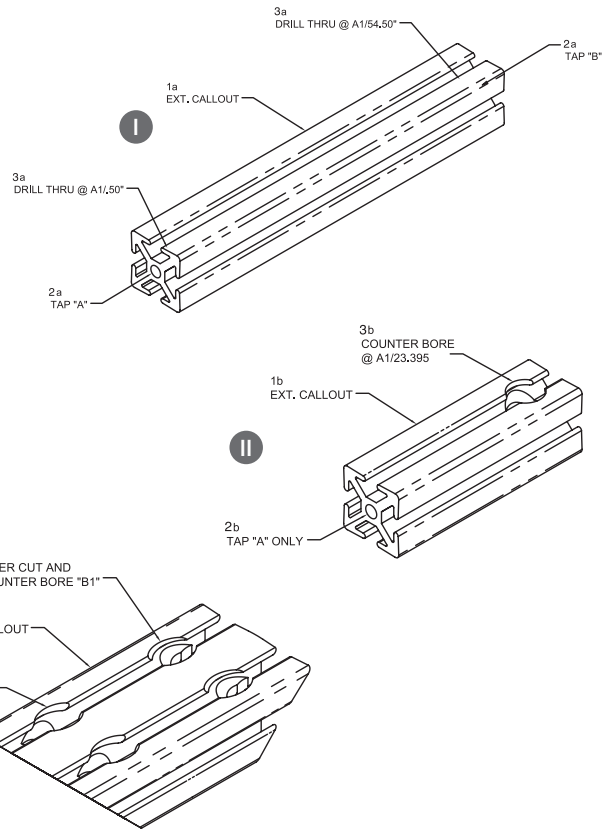
- I. 10 pieces of 1.5" x 1.5" @ 55"
- II. 5 pieces of 1.5" x 1.5" @ 24.25" and
- III. 5 pieces of 1.5" x 3" @ 16.35".

\*\*At the end of your machining order, total each machining service on separate lines.

Ex. In Scenario I and II there are 15 Cut To Length charges – 660003 – 15.

The information needed to complete the above order scenario is as follows:

- I. The 10 pieces of 1.5" x 1.5" @ 55":
  - 1a. Extrusion item number or, Description pieces, length
  - 2a. Tapped
  - 3a. Drilled for access holes
- II. The 5 pieces off 1.5" x 1.5" @ 24.25":
  - 1b. Extrusion item number or Description, pieces, length
  - 2b. Tapped
  - 3b. Counterbored
- III. The 5 pieces of 1.5" x 3" @ 16.35":
  - 1c. Extrusion item number or Description, pieces, length
  - 2c. Miter cut and counterbored



Your order would look as follows:

ITEM #	QTY	MACHINING SERVICE NUMBER	LENGTH
I. (1a) 650005 (TS1515)	10	(2a) 660034 A-B (3a) 660028 A1/.75"-A1/54.25"	55"
II. (1b) 650005 (TS1515)	5	(2b) 660034 A (3b) 660057 A1/23.395"	24.25"
III. (1c) 650008 (TS1530)	5	(2c) 660056 A1-A2--B1-B2	16.35"
Machining Services Details	15	660003	
	25	660034	
	20	660028	
	5	660057	
	10	660056	

## CUT TO LENGTH

### FRACTIONAL

ITEM #	PROFILE	EXTRUSION TYPE
660002	1010	1010, 1010-GR, 1010-QR, 1010-MONO, 1010-BIAD, 1010-BIOPP, 1010-TRI
660000	1020	1020, 1020GR
660004	2020	2020, 2020GR
660001	1030	1030
660005	2040	2040
660003	1515	1575, 1515, 1515-G, 1515-L, 1515-LGR, 1515-VL, 1515-VLGR, 1515-MONO, 1515-BIAD, 1515-BIOPP, 1515-TRI, 1515-QR
660006	1530	3075, 1530, 1530-GR, 1530-L, 1530-LGR, 1530-VL
660007	1545	1545
660013	3030	3030, 3030-L, 3030-GR, 3030-LGR
660008	3060	3060

### B-SERIES

ITEM #	PROFILE	EXTRUSION TYPE
670500	2020	2020
670501	2040	2040
670502	3030	3030, 3030-BIAD, 3030-BIOPP, 22.5X45, 3030-FG30, 3030-FG40, 3045-FG30, 3045-FG40, 3045-C Channel
670503	3060	3060, 3060-R
660003	4040	4040
660006	4080	4080
670504	4545	4545, 4545-H, 4545-MONO, 4545-BIAD, 4545-BIOPP, 4545-TRI, 4545-R, 4545-HR
670505	4590	4590, 4590-H, 4560-H
670506	6060	6060, 6060-H, 6060-8SLOT
670507	6090	6090
670508	9090	9090

### METRIC

ITEM #	PROFILE	EXTRUSION TYPE
660002	2020	2020, 2020-BIAD, 2020-BIOPP
660000	2040	2040
660003	4040	4040, 4040-L, 4040-VL, 4040-BIAD, 4040-BIOPP, 4040-TRI, 4040-MONO, 4045-MONO, 4045-BISLOT
660006	4048	4080, 4080-L, 4080-VL, 4080-L BIAD, 4080-L BIOP, 4080-L 4 SLOT
660013	8080	8080
660008	80160	80160

### MISC. CUT CHARGE

ITEM #	PROFILE	EXTRUSION TYPE
660129	All	For all extrusion profiles

#### ORDERING NOTES

Cut to length requirements should be described by specifying:

1. The extrusion item number or description
2. The quantity of extrusions
3. The length of the extrusion
4. The machining service number

◦ Tolerance on cuts is +/- .015"

◦ Squareness of cut is .003" per inch max.

#### EXAMPLE

A project required 8 pieces of 1.5"x1.5", cut to a length of 60" each. These profiles would be ordered as follows:

ITEM #	QTY	MACHINING SERVICE NUMBER	LENGTH
650005	8		60"
	8	660003	

# Machining Services

## TAP PROFILE END

### FRACTIONAL

ITEM #	PROFILE	TAP SIZE	# OF TAPS	DEPTH	EXTRUSION TYPE
660035	1010	1/4-20	1	.750"	1010, 1010-GR, 1010-QR, 1010-MONO, 1010-BIAD, 1010-BIOPP, 1010-TRI
660036		M6 x 1.00	1	.875"	
660025	1020	1/4-20	2	.750"	1020, 1020GR
660026		M6 x 1.00	2	.875"	
660037	2020	1/4-20	4	.750"	2020, 2020GR
660040		M6 x 1.00	4	.875"	
660016	1030	1/4-20	3	.750"	1030
660017		M6 x 1.00	3	.875"	
660018	2040	1/4-20	8	.750"	2040
660019		M6 x 1.00	8	.875"	
660034	1515	5/16-18	1	1.000"	1575, 1515, 1515-G, 1515-L, 1515-LGR, 1515-VL, 1515-VLGR, 1515-MONO, 515-BIAD, 1515-BIOPP, 1515-TRI, 1515-QR
660009		3/8-16	1	1.250"	
660030		7/16-14	1	1.000"	
660033		M8 x 1.25	1	1.125"	
660121		M10 x 1.50	1	1.250"	
660024	1530	5/16-18	2	1.000"	3075, 1530, 1530-GR, 1530-L, 1530-LGR
660182		3/8-16	2	1.250"	
660027		M8 x 1.25	2	1.125"	
660010	1545	5/16-18	3	1.000"	1545
660183		3/8-16	3	1.250"	
660011		M8 x 1.25	3	1.125"	
660031	3030	5/16-18	4	1.000"	3030, 3030-L, 3030-GR, 3030-LGR
660184		3/8-16	4	1.250"	
660032		M8 x 1.25	4	1.125"	
660012	3060	5/16-18	8	1.000"	3060
660014		M8 x 1.25	8	1.125"	

### B-SERIES

ITEM #	PROFILE	TAP SIZE	# OF TAPS	DEPTH	EXTRUSION TYPE
670509	2020B	M6 x 1.00	1	22 mm	2020
660035		1/4-20	1	19 mm	
670510	2040B	M6 x 1.00	2	22 mm	2040
660025		1/4-20	2	19 mm	
670511	3030B	M8 x 1.25	1	28.5 mm	3030, 3030-BIAD, 3030-BIOPP, 3030-FG30, 3030-FG40, 3045-FG30, 3045-FG40, 3060-R
660034		5/16-18	1	25.4 mm	
670512	3060B	M8 x 1.25	2	28.5 mm	3060, 3060-R
660024		5/16-18	2	25.4 mm	
660032	6060-8 Slot	M8 x 1.25	4	28.5 mm	8080-8Slot
670513	4040B / 4545B/ 6060B / 4560B	M12 x 1.75	1	31.7 mm	4040, 22.5x45, 4545, 4545-H, 4545-MONO, 4545-BIAD, 4545-BIOPP, 4545-TRI, 4545-R, 6060, 6060-H, 4560-H, 4545-HR
670514	4080B / 4590B	M12 x 1.75	2	31.7 mm	4080, 4590, 4590-H,
670515	9090B	M12 x 1.75	4	31.7 mm	9090
670516	6090B	M16 x 2.00	1	31.7 mm	6090

METRIC ITEM #	PROFILE	TAP SIZE	# OF TAPS	DEPTH	EXTRUSION TYPE
660124	2020	M5	1	20 mm	2020, 2020-BIADJ, 2020-BIOPP
660189	2040	M5	2	20 mm	2040
660034	4040 & 4045 MONO	5/16-18	1	25.4 mm	4040, 4040-L, 4040-VL, 4040-BIAD, 4040-BIOPP, 4040-TRI, 4045-MONO
660009		3/8-16	1	31.7 mm	
660030		7/16-14	1	25.4 mm	
660033		M8 x 1.25	1	28.5 mm	
660121		M10 x 1.50	1	31.7 mm	
660009	4045 BI SLOT	3/8-16	1	31.7 mm	4045 BI SLOT
660121		M10 x 1.50	1	31.7mm	
660024	4080	5/16-18	2	25.4 mm	4080, 4080-L, 4080-VL, 4080-L BIAD, 4080-L BIOP, 4080-L, 4 SLOT
660182		3/8-16	2	31.7 mm	
660027		M8 x 1.25	2	28.5 mm	
660031	8080	5/16-18	4	25.4 mm	8080
660184		3/8-16	4	31.7 mm	
660032		M8 x 1.25	4	28.5 mm	

#### ORDERING NOTES

Profile end tapping requirements should be described by specifying:

1. The extrusion item number or description
2. The number of pieces to be tapped
3. The length of the extrusion
4. The machining service number
5. The end(s) at which the tapped hole is required

See page 434 for the drawings of the extrusion ends

This machining service provides one or more tapped holes to your extrusion ends. End tap holes are required for the following fastening and accessories when using extrusion end.

- End Fastener Assembly
- Leveling Feet
- Base Plates
- Anchor Plates
- Caster Mounting Plates
- Pressure Manifold Plates
- Casters

#### EXAMPLE

You want 4 pieces of the 1.5" x 1.5" @ 30" tapped at each end for the attachment of the 5/16-18 End Fastener Assembly. This machining service would be ordered as follows:

ITEM #	QTY	MACHINING SERVICE NUMBER	LENGTH
650005	4	660034 A-B	30"
	4	660003	
	8	660004	

» *Non-standard machining services are quoted by Futura Industries*

# Machining Services

## DRILL ACCESS HOLE

### FRACTIONAL - SINGLE ACCESS HOLE

ITEM #	SERIES	TYPE	HOLE DIAMETER
660029	10	Single	.218"
660028	15	Single	.295"

### B-SERIES - SINGLE ACCESS HOLE


ITEM #	SLOT	TYPE	HOLE DIAMETER
670517	6	Single	5.80mm
670518	8	Single	7.90mm
670519	8	Single	11.00mm
670520	10	Single	9.80mm
670521	10	Single	17.00mm

### METRIC - SINGLE ACCESS HOLE

ITEM #	SERIES	TYPE	HOLE DIAMETER
660123	20	Single	4.50mm
660028	40	Single	7.50mm

### PATTERNED ACCESS HOLE FOR FRACTIONAL AND METRIC

ITEM #	SERIES	PATTERN	TYPE	HOLE DIAMETER	A
660105	10	2 Hole	In-Line	.218"	1.000"
660106	15	2 Hole	In-Line	.295"	1.500"
660185	40	2 Hole	In-Line	7.50mm	40.00 mm
660107	10	2 Hole	Side by Side	.218"	N/A
660108	15	2 Hole	Side by Side	.295"	N/A
660186	40	2 Hole	Side by Side	7.50mm	N/A
660159	10	3 Hole	Side by Side	.218"	N/A
660109	15	3 Hole	Side by Side	.295"	N/A
660110	10	4 Hole	Side by Side	.218"	1.000"
660111	15	4 Hole	Side by Side	.295"	1.500"
660187	40	4 Hole	Side by Side	7.50mm	40.00 mm





## DRILL ACCESS HOLE (CONTINUED)

### ORDERING NOTES

Access hole requirements should be described by specifying:

1. The extrusion item number or description
2. The number of pieces to be drilled
3. The length of the extrusion
4. The machining service number
5. The slot location at which the feature is required and the distance from end "A"

See page 434 for the correct end and T-Slot location call-outs.

If multiple single hole drillings are required on one profile, they should be called out together with a hyphen (-) separating each drilling location callout. If different access hole drilling services are required on one profile (i.e. 1 x single hole, 1 x 4-hole pattern), they should be called out as separate line items.

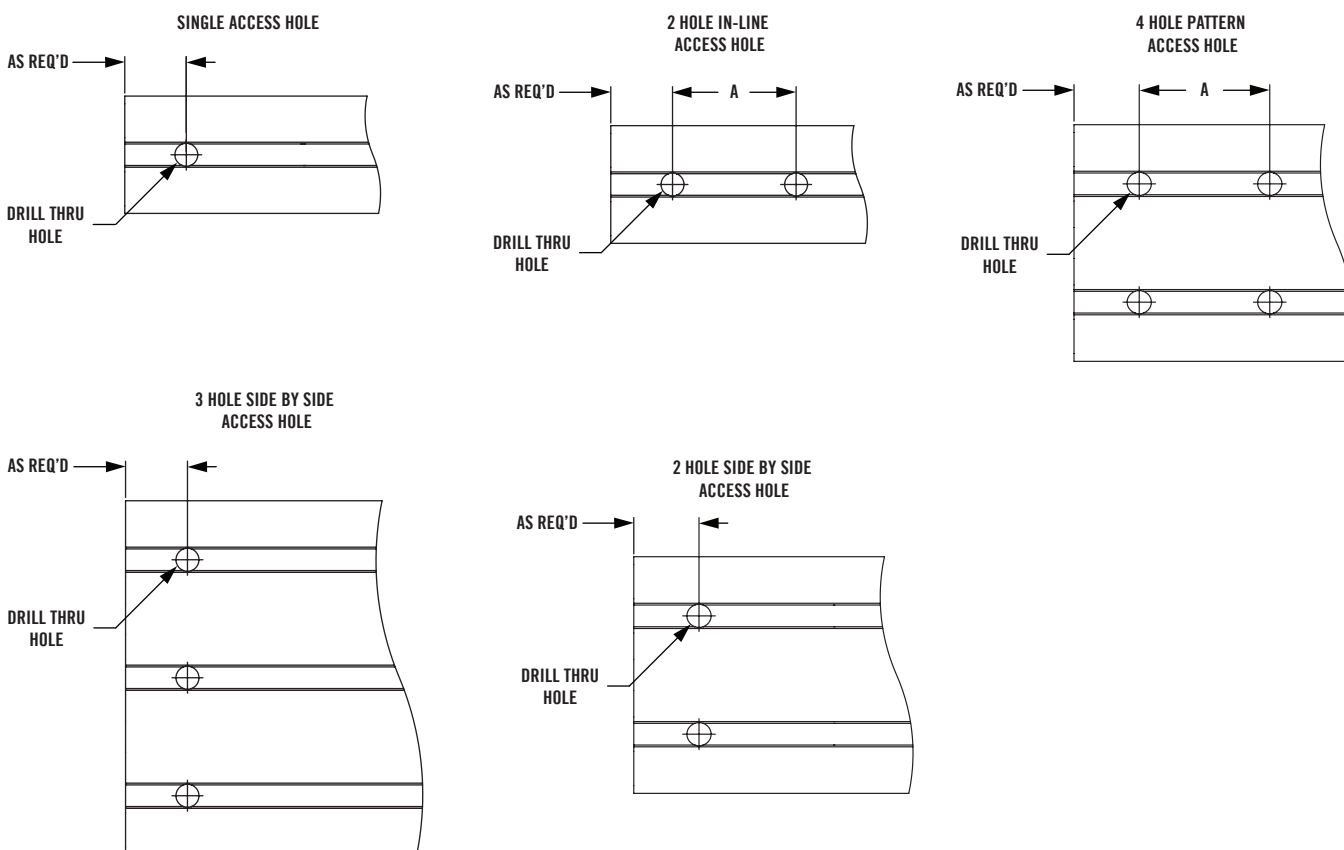
### EXAMPLE

You want 2 pieces of 1.5 x 1.5" @ 45" to receive a two-hole in-line access hole pattern at both ends, for attachment of a length of 15 x 30. The order would look as follows:

ITEM #	QTY	MACHINING SERVICE NUMBER	LENGTH
650005	2	660106 A1/.75"-A1/44.25"	45"
	2	660003	
	4	660106	

*Note that the distance specified in both cases (from the reference end of the profile) will provide a flush connection with the mating extrusion.*


## PATTERNED ACCESS HOLE DRAWINGS



# Machining Services

## ANCHOR FASTENER COUNTERBORE/BUTT FASTENER COUNTERBORE

ITEM #	SERIES	COUNTERBORE	COUNTERBORE SIZE	A	B	C
660022	10	Anchor Fastener	.563" Dia. x .420" Deep	.500"	.436"	.563" x .420"
660020	15/40	Anchor Fastener	.812" Dia x .650" Deep	.750"	.855"	.812" x .650"
660023	10	Butt Fastener	.563" Dia. x .420" Deep	.500"	.436"	.563" x .420"
660021	15/40	Butt Fastener	.812" Dia x .650" Deep	.750"	.721"	.812" x .650"



### ORDERING NOTE

Counterboring requirements should be described by specifying:

1. The extrusion item number or description
2. The number of pieces to be counterbored
3. The length of the extrusion
4. The machining service number
5. The end(s) to be machined and the slot location at which the counterbore is required

See page 434 for information regarding T-Slot location callouts.

When multiple counterbores are needed on one profile, they should all be called out together, with a hyphen (-) separating each end / T-Slot location callout (see example).

- Counterbore is needed to insert the anchor fastener assembly or butt fastener assembly
- Counterbore locations for each extrusion must be specified as shown below.
- Anchor fasteners & butt fasteners are on pages 102 & 364.

### EXAMPLE


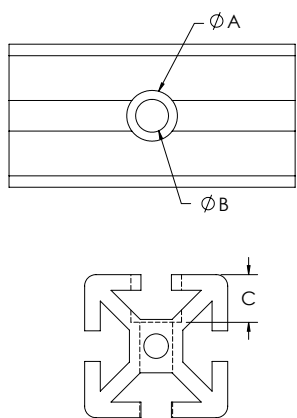
A project requires that two lengths of profile be machined for an anchor fastener assembly. One of the lengths is the 1.5" x 1.5" @ 41" extrusion profile and requires the counterboring at one end only, in slot A1 and A3 of the profile. The other length is the 1.5" x 3" extrusion profile @ 45" that requires machining for two anchor fasteners at each end, in slot A3-A6 and B3-B6 of the profile only. The counterbore service would be ordered as follows:

ITEM #	QTY	MACHINING SERVICE NUMBER	LENGTH
650005	1	660106 A1/.75"-A1/44.25"	41"
650008	1	660020-A3-A6-B3-B6	45"
	1	660103	
	1	660106	
	6	660020	

(Counterbore machining services are priced per counterbore required.)

## COUNTER BORE WITH THROUGH HOLE

ITEM #	SERIES	A	B	C
660168	10	.438"	.266"	.328"
660139	15/40	.531"	.344"	.495"



### ORDERING NOTE

1. The extrusion item number or description
2. The number of pieces to be drilled
3. The length of the extrusion
4. The machining service number
5. The slot location at which the feature is required and the distance from end A"

### EXAMPLE


A project requires that a counter bore with through hole be used on a 15 x 15 extrusion. The hole will be .75" from side "A" in slot 1. The machining service would look as follows:

ITEM #	QTY	MACHINING SERVICE NUMBER	LENGTH
650005	1	660139 A1/.75"	24"

# Machining Services

## FURNITURE STYLE DOOR HANDLE MILLING SERVICE

ITEM #	SERIES	BORE SIZE
660091	15/40	.813" Dia x .390" Deep



### ORDERING NOTE

Specify –

1. The extrusion item number or description
2. The number of pieces to be drilled
3. The length of the extrusion
4. The machining service number
5. The slot location at which the feature is required and the distance from end A"

- Milling the extrusion allows the furniture style door handle to be mounted to the TSLOTS extrusion.
- Please specify distance from end to handle center.
- Deluxe door handle is on pages 127 & 377.

» For 15 & 40 Series only.

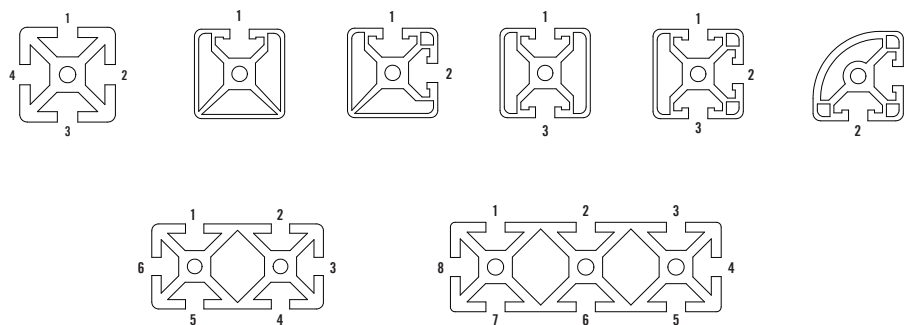
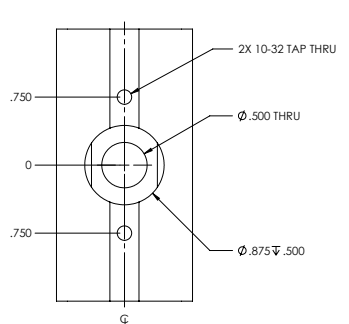
### EXAMPLE

A project requires that a furniture style door handle be used on a 15 x 15 extrusion. The door handle will be 5" from side "A" in slot 1. The machining service would look as follows:

ITEM #	QTY	MACHINING SERVICE NUMBER	LENGTH
650005	1	660091 A1/5"	30"

## DELUXE DOOR HANDLE MILLING SERVICE

ITEM #	SERIES	BORE SIZE
660086	15/40	.875" Dia x .500" Deep



### ORDERING NOTE

1. The extrusion item number or description
2. The number of pieces to be drilled
3. The length of the extrusion
4. The machining service number
5. The slot location at which the feature is required and the distance from end "A"

- Milling the extrusion allows the deluxe door handle to be mounted to the TSLOTS extrusion.
- Please specify distance from end to handle center.
- Deluxe door handle is on page 127 & 377.

» For 15 & 40 Series only.

### EXAMPLE

A project requires that a deluxe door handle be used on a 15 x 15 extrusion. The door handle will be 8" from side "A" in slot 4. The machining service would look as follows:

ITEM #	QTY	MACHINING SERVICE NUMBER	LENGTH
650005	1	660086 A4/8"	24"

# Machining Services

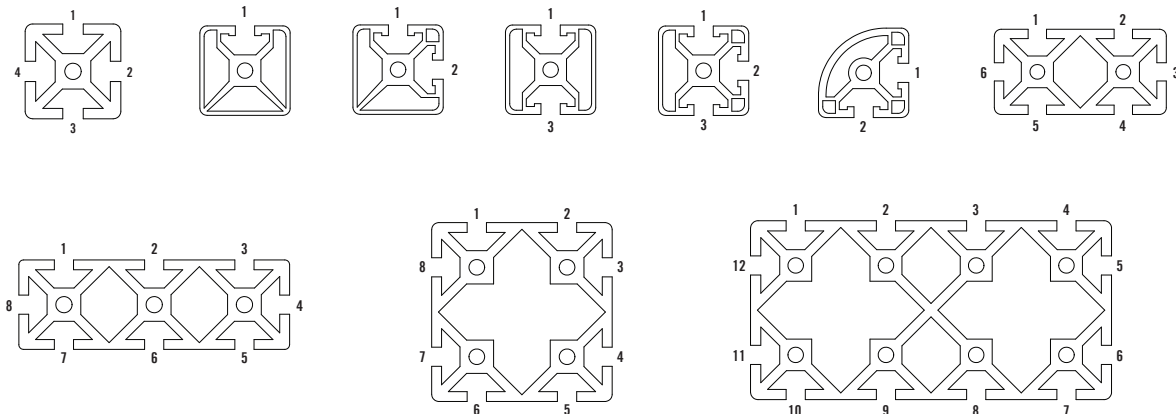
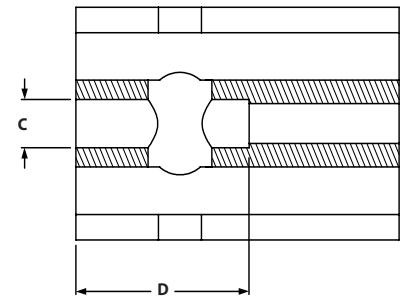
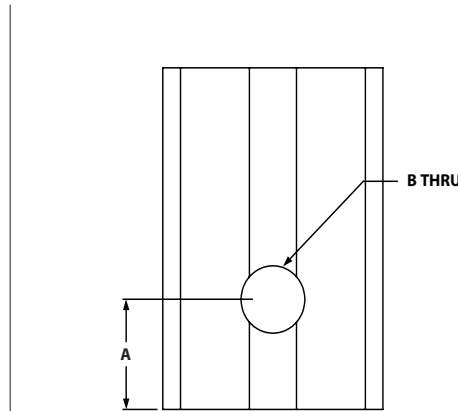
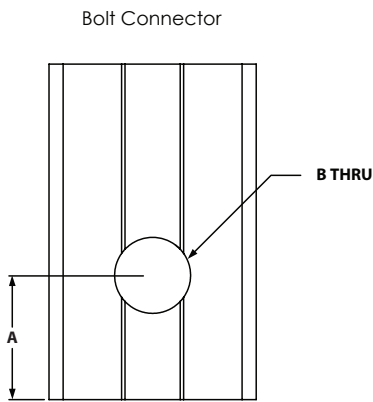
## BOLT AND CENTRAL CONNECTOR MACHINING (B-SERIES ONLY)

### BOLT CONNECTOR

ITEM #	SLOT	CONNECTOR ITEM #	A	B
670520	8	671600	18.00 mm	9.80 mm
670521	10	671602, 671605	22.50 mm	17.00 mm

### CENTRAL CONNECTOR

ITEM #	SLOT	CONNECTOR ITEM #	A	B	C	D
670519	8	659893 & 682994	18.00 mm	11.00 mm	7.90 mm	30.00 mm
670521	10	659730, 659669	22.50 mm	17.00 mm	N/A	N/A



### ORDERING NOTE

Specify –

1. The extrusion item number or description
2. The number of pieces to be drilled
3. The length of the extrusion
4. The machining service number
5. The slot location at which the feature is required and the distance from end "A"

### EXAMPLE

A project requires that a bolt or a central connector with through hole be used on a 30mm x 30mm extrusion. The hole will be 19mm/.75" from side "A" in slot 1. The machining service would look as follows:

ITEM #	QTY	MACHINING SERVICE NUMBER	LENGTH
670007	1	670519 A1/19mm/.75"	24"

## PANELS AND WIRE MESH - CUT TO SIZE

ITEM #	MATERIAL	SERVICE TYPE
660062	Plastic Panels	Cutting Plastic Panels Any Side ≤ 48"
660063	Plastic Panels	Cutting Plastic Panels Any Side > 48"
660060	Shear Wire Mesh	Shearing Expanded Metal or Wire Mesh Any Side ≤ 48"
660061	Shear Wire Mesh	Shearing Expanded Metal or Wire Mesh Any Side > 48"

### ORDERING NOTE

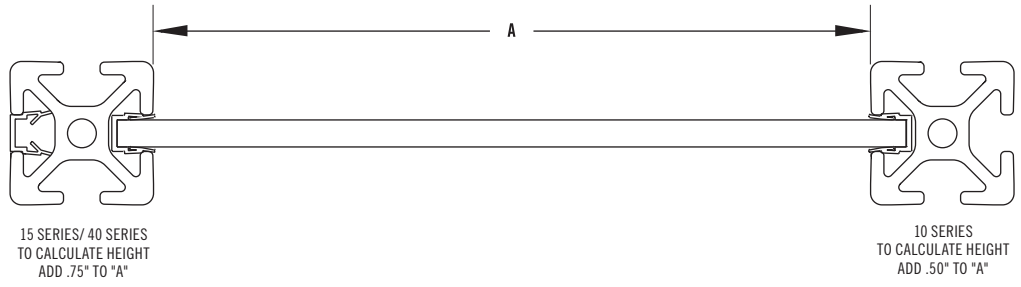
Panel saw cut requirements should be described by specifying the type of panel required and the size required in inches. Pricing is calculated on a square foot basis. The cutting charges will appear as a separate line item.

### EXAMPLE

A machine guard project requires 3 clear Lexan® panels, Item number 655433, cut to a size of 4' x 3'. This panel would be ordered as follows:

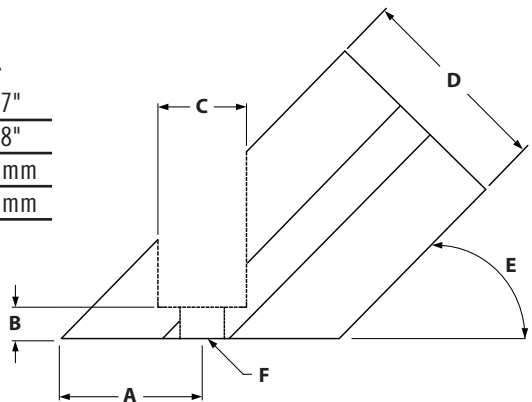
» *Cut tolerances for panels/wire mesh*  
**Plastic panels: +/- .125"**  
**Wire Mesh: +.125"/-.250"**

ITEM #	QTY	MACHINING SERVICE NUMBER	LENGTH
655433	3	660062 4' x 3'	36 sq. Feet



## MITER SAW CUTS AND COUNTERBORE

SERIES	A	B	C	D	E	F
10	.707"	.250"	.625"	1.000"	45°	.257"
15/40	1.125"	.250"	.750"	1.500"	45°	.328"
30	25.40 mm	6.40 mm	19.10 mm	30.00 mm	45°	8.30 mm
45	36.50 mm	9.50 mm	22.20 mm	45.00 mm	45°	8.30 mm



### RECCOMENDED FASTENERS

ITEM #	SERIES	QTY	BOLT	T-NUT	WASHER
651240	10	1 to 6	1/4-20 x 5/8" SHCS	Economy	Yes
651213	15	1 to 6	5/16-18 x 3/4" SHCS	Economy	Yes
651348	40	1 to 6	M8 x 20mm SHCS	Economy	Yes
651344, 651445, 651387	30	1 to 4	M8 x 16mm SHCS	Economy	Yes
651350, 651445, 651387	45	1 to 4	M8 x 25mm SHCS	Economy	Yes

# Machining Services

## MITER SAW CUTS AND COUNTERBORE (CONTINUED)

### FRACTIONAL & METRIC ONLY

MITER CUTS (ITEM FOR ONE END ONLY)

ITEM #	PROFILE	EXTRUSION TYPE
660039	1010	1010, 1010-GR, 1010-QR, 1010-MONO, 1010-BIAD, 1010-BIOPP, 1010-TRI
660041	1020	1020, 1020GR
660042	2020	2020, 2020GR
660043	1030	1030
660044	2040	2040
660038	1515/4040	1575, 1515, 1515-G, 1515-L, 1515-LGR, 1515-VL, 1515-VLGR, 1515-MONO, 1515-BIAD, 1515-BIOPP, 1515-TRI, 1515-QR, 4040, 4040-L, 4040-VL, 4040-BIAD, 4040-BIOPP, 4040-TRI
660046	1530/4080	3075, 1530, 1530-GR, 1530-L, 1530-LGR, 4080, 4080-L, 4080-VL
660047	1545	1545
660054	3030/8080	3030, 3030-L, 3030-GR, 3030-LGR, 8080

MITER AND COUNTERBORE (ITEM FOR ONE END ONLY)

ITEM #	PROFILE	EXTRUSION TYPE
660050	1010	1010, 1010-GR, 1010-QR, 1010-MONO, 1010-BIAD, 1010-BIOPP, 1010-TRI
660053	1020	1020, 1020GR
660055	1030	1030
660049	1515/4040	1575, 1515, 1515-G, 1515-L, 1515-LGR, 1515-VL, 1515-VLGR, 1515-MONO, 1515-BIAD, 1515-BIOPP, 1515-TRI, 1515-QR, 4040, 4040-L, 4040-VL, 4040-BIAD, 4040-BIOPP, 4040-TRI
660056	1530/4080	3075, 1530, 1530-GR, 1530-L, 1530-LGR
660058	1545	1545

### ORDERING NOTE

Miter cut and counterbore requirements should be described by specifying:

1. The extrusion item number or description
2. The number of pieces to be miter cut
3. The length of the extrusion from longest corner to longest corner
4. The machining service number
5. The end(s) at which the machining is required and the face from which a bolt would be installed
6. The degree in which in need it cut to

Also, indicate the length of the finished profile from longest corner to longest corner. To specify the correct face on a 15 x 30 extrusion profile (where there are multiple T-Slots), specify only one of the T-Slot locations on that face. See page 434 for information on the correct end and T-Slot callouts.

### EXAMPLE - Miter Cut:

Two custom support brackets are required for your project, but you plan on counterboring the part yourself. You will use 15 x 30 extrusions that are 15" long from corner to corner. The machining service would look as follows:

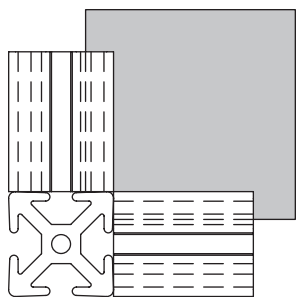
ITEM #	QTY	MACHINING SERVICE NUMBER	LENGTH
650008	2	660046 A1-B1	15"

For preassembled 45° supports in 6", 12" and 24" lengths see page 159.

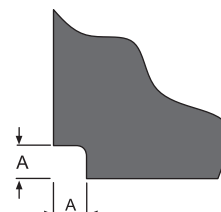
For custom 45° support brackets and other types of brackets, a miter saw cut and counterbore machining service is required.



## NOTCH PANEL FOR EXTRUSION CLEARANCE

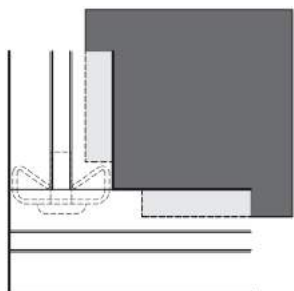


Panel notching gives clearance for perpendicularly mounted extrusions. This machining service is only needed when panels are installed in TSLOTS.

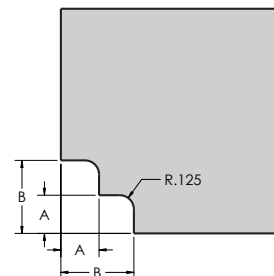


ITEM #	SERIES	TYPE	A
660098	10	Corner Notch	.347"
660099	15/40	Corner Notch	.500"

## NOTCH PANEL FOR END FASTENER CLEARANCE



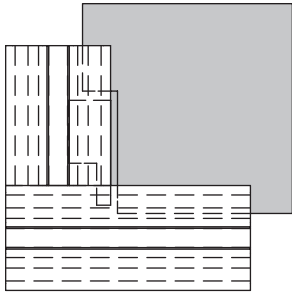
Panel notching gives clearance for end fastener. This machining service is only needed when panels are installed in TSLOTS.



ITEM #	SERIES	TYPE	A	B
660096	10	Corner Notch	.250"	.650"
660097	15/40	Corner Notch	.340"	.650"

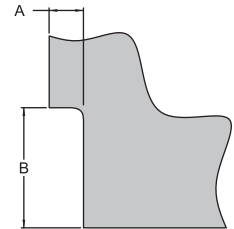
# Machining Services

## NOTCH PANEL FOR ANCHOR FASTENER CLEARANCE



Panel notching gives clearance for anchor fastener. This machining service is only needed when panels are installed in TSLOTS.

Panel should be installed after the anchor fastener is tightened.



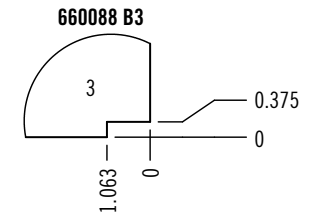
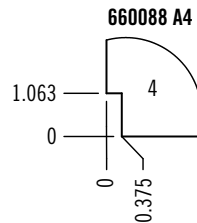
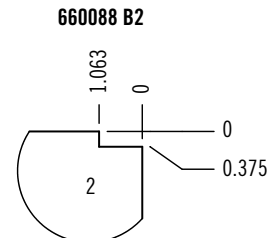
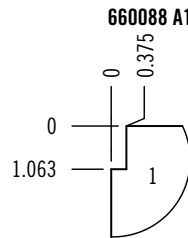

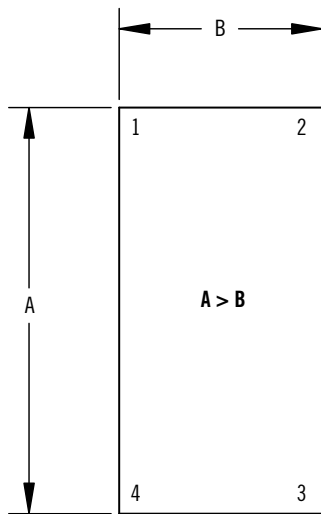
ITEM #	SERIES	TYPE	A	B
660088	10	Corner Notch	.375"	1.063"
660089	15/40	Corner Notch	.500"	1.750"

**EXAMPLE:**

ITEM# QTY MACHINING SERV  
 655433 4 660088 A1, 660088 B2, 660088 A4, 660088 B3

NOTE THAT SIDE A IS ALWAYS LONGER THAN SIDE B, AND THE LETTER LISTED IN THE SERVICE INDICATES WHICH DIRECTION THE LONGER NOTCH IS ORIENTED.

CORNER #1 IS ORIENTED BY PLACING THE PANEL AS SHOWN IN THE STD. PANEL EXAMPLE. ALL OTHER CORNERS ARE BASED OFF THIS CORNER BY NUMBERING THE PANEL CLOCKWISE.







# 13 INDEX

# Index

ITEM	PAGE				
<b>CONNECT GUARDING</b>		650001	..... 25	650070	..... 17
		650002	..... 23	650071	..... 24
114456	..... 435	650003	..... 26	650072	..... 27
114457	..... 435	650004	..... 28	650080	..... 32
114458	..... 435	650005	..... 31	650081	..... 36
114459	..... 436	650006	..... 33	650082	..... 43
114460	..... 436	650007	..... 29	650083	..... 49
114461	..... 436	650008	..... 42	650084	..... 51
114462	..... 435	650009	..... 44	650100	..... 16
114463	..... 435	650010	..... 47	650101	..... 25
114464	..... 435	650012	..... 48	650102	..... 23
114465	..... 436	650013	..... 50	650103	..... 26
114466	..... 436	650014	..... 37	650105	..... 31
114467	..... 436	650015	..... 38	650106	..... 33
114468	..... 435	650016	..... 39	650108	..... 42
114469	..... 435	650017	..... 40	650109	..... 44
114470	..... 435	650018	..... 35	650112	..... 48
114471	..... 436	650019	..... 30	650113	..... 50
114472	..... 436	650020	..... 46	650132	..... 336
114473	..... 436	650032	..... 336	650133	..... 337
114474	..... 437	650033	..... 337	650137	..... 348
114475	..... 437	650034	..... 338	650139	..... 353
114476	..... 437	650036	..... 347	650145	..... 332
114477	..... 435	650037	..... 348	650148	..... 34
114478	..... 435	650038	..... 352	650170	..... 17
114479	..... 435	650039	..... 353	650232	..... 336
114480	..... 436	650040	..... 22	650245	..... 332
114481	..... 436	650041	..... 41	650248	..... 34
114482	..... 436	650042	..... 52	651002	..... 110
114483	..... 437	650045	..... 332	651003	..... 111
114484	..... 437	650046	..... 335	651004	..... 111
114485	..... 437	650047	..... 45	651005	..... 111
114486	..... 435	650048	..... 34	651006	..... 106
114487	..... 435	650049	..... 333	651007	..... 106
114488	..... 435	650050	..... 334	651008	..... 106
114489	..... 436	650051	..... 343	651009	..... 108
114490	..... 436	650052	..... 342	651010	..... 108
114491	..... 436	650054	..... 340	651011	..... 106
114492	..... 435	650055	..... 339	651012	..... 106
114493	..... 435	650056	..... 344	651013	..... 108
114494	..... 435	650057	..... 345	651014	..... 112
114495	..... 436	650058	..... 346	651015	..... 106
114496	..... 436	650059	..... 341	651016	..... 112
114497	..... 436	650060	..... 18	651017	..... 108
		650061	..... 19	651018	..... 108
		650062	..... 20	651019	..... 106
<b>Slatwall</b>		650063	..... 21	651020	..... 106
301901	..... 203,431	650064	..... 354	651021	..... 106
599900	..... 203,431	650065	..... 349	651022	..... 108
		650066	..... 350	651023	..... 106
<b>650000</b>		650067	..... 351	651024	..... 108
650000	..... 16				
				651025	..... 106
				651026	..... 110
				651027	..... 108
				651028	..... 108
				651029	..... 108
				651030	..... 108
				651031	..... 108
				651036	..... 103
				651038	..... 103
				651044	..... 103
				651045	..... 103
				651048	..... 106
				651049	..... 108
				651050	..... 108
				651051	..... 106
				651052	..... 108
				651053	..... 106
				651054	..... 101
				651055	..... 106
				651056	..... 106
				651057	..... 108
				651058	..... 101
				651059	..... 108
				651060	..... 108
				651061	..... 109
				651062	..... 109
				651063	..... 101
				651064	..... 109
				651066	..... 101
				651072	..... 98
				651073	..... 98
				651074	..... 98
				651077	..... 112
				651078	..... 112
				651079	..... 112
				651080	..... 112
				651081	..... 112
				651082	..... 112
				651083	..... 112
				651090	..... 403
				651095	..... 97
				651096	..... 97
				651097	..... 97
				651098	..... 97
				651099	..... 97
				651100	..... 97
				651101	..... 99
				651102	..... 99
				651103	..... 99
				651104	..... 98
				651105	..... 97

ITEM	PAGE						
651106	98	651171	107	651254	108	651329	104
651107	101	651172	107	651255	101	651330	104
651117	109	651173	102	651256	106	651331	97
651118	109	651174	102	651257	108	651332	283,381
651119	109	651175	109	651258	107	651333	282,380
651120	109	651176	107	651259	106	651334	283,381
651121	109	651177	107	651260	108	651335	282,380
651122	99	651178	111	651261	101	651336	98
651123	99	651179	111	651262	108	651337	283,381
651124	99	651180	111	651265	107	651338	283,381
651125	99	651181	111	651266	107	651340	282,380
651126	99	651182	111	651267	109	651341	282,380
651127	110	651183	111	651268	109	651342	283,381
651128	110	651184	111	651274	107	651343	282,380
651129	110	651185	111	651279	112	651344	283,381
651130	110	651186	111	651280	112	651345	282,380
651132	110	651187	111	651281	102	651346	283,381
651134	110	651188	111	651284	106	651347	282,380
651135	110	651190	107	651286	108	651350	283,381
651136	110	651192	107	651287	97	651351	282,380
651137	104	651193	107	651288	97	651352	286,383
651138	104	651194	107	651289	104,378	651353	286,383
651139	104	651195	107	651290	104	651354	283,381
651140	104	651197	107	651291	104	651366	97,280,378
651141	110	651198	109	651292	104	651367	97,280,375
651142	110	651199	109	651293	108	651371	99,376
651143	110	651201	109	651294	97	651372	99,376
651144	110	651202	109	651295	108	651386	97
651145	102	651205	109	651296	106	651387	286,383
651146	102	651206	109	651297	108	651388	286,383
651147	102,378	651207	109	651298	106	651393	98,375
651148	102	651209	109	651299	108	651395	98,375
651149	102	651210	110	651300	106	651402	99
651150	107	651213	109	651301	108	651403	99
651151	107	651215	109	651302	106	651406	97
651152	107	651216	107	651303	108	651418	104,378
651153	101	651217	109	651304	106	651421	99,376
651154	101,377	651224	110	651305	108	651422	104
651155	107	651228	110	651306	106	651424	102,378
651156	107	651234	109	651308	98	651425	99,376
651157	99	651235	109	651310	112	651427	98
651158	99	651236	109	651316	97	651428	104
651159	104	651240	109	651318	99	651429	104
651160	104,378	651246	99	651321	97	651435	99
651161	104	651247	99	651322	97	651445	280,375
651162	104	651248	99	651323	99	651461	375
651163	97	651249	106	651324	99	651462	106
651164	110	651250	108	651325	99	651463	106
651166	110	651251	106	651326	99	651465	97
651169	110	651252	108	651327	104	651466	111
651170	102	651253	106	651328	104	651467	100

# Index

ITEM	PAGE						
651468	100	651562	283,381	651646	100,376	653083	175
651469	100	651563	283,381	651647	100,376	653084	72
651471	100	651564	283,381	651648	100,376	653085	72
651472	100	651565	102,378	651649	211	653086	73
651474	111	651566	102	651650	109	653087	179
651475	98,375	651568	103	651651	109	653088	180
651477	98	651570	282,380	651652	109	653089	78
651482	109	651571	284,382	651653	109	653090	180
651483	109	651572	284,382	651654	109	653094	79
651485	109	651573	283,381	651661	282,380	653095	169
651486	109	651574	284,382	651680	284,382	653096	169
651487	109	651575	283,381	651682	97	653097	170
651488	109	651576	284,382	653000	173	653098	71
651489	108	651577	283,381	653001	174	653099	71
651490	107	651578	284,382	653002	174	653100	70
651495	103,379	651579	282,380	653012	65	653101	167
651500	102	651580	282,380	653013	66	653102	168
651501	103	651581	282,380	653014	63	653103	80
651506	381	651582	284,382	653015	66	653104	168
651507	380	651593	380	653016	67	653105	163
651508	380	651594	380	653022	163	653106	62
651512	382	651595	380	653023	164	653107	59
651515	284,382	651596	380	653024	164	653108	162
651516	284,382	651597	382	653034	57	653109	167
651517	284,382	651598	382	653035	58	653110	166
651518	284,382	651599	382	653045	58	653111	161
651521	381	651600	382	653046	69	653112	166
651522	407	651601	380	653047	56	653113	161
651523	407	651602	380	653049	77	653114	162
651524	407	651603	380	653050	60	653115	173
651525	407	651604	380	653051	62	653116	172
651526	407	651605	380	653052	58	653117	172
651527	408	651606	380	653054	70	653118	179
651528	408	651607	380	653055	69	653119	175
651529	408	651608	382	653056	56	653120	178
651530	408	651609	382	653057	73	653121	178
651531	409	651610	382	653062	78	653122	176
651532	409	651611	382	653064	75	653123	59
651533	409	651612	382	653065	75	653124	64
651534	409	651613	382	653066	74	653125	61
651535	409	651614	382	653069	57	653126	56
651537	382	651615	282,380	653070	170	653127	64
651540	111	651633	101,377	653071	61	653128	59
651542	283,381	651634	110	653072	79	653129	64
651545	111	651635	110	653073	60	653130	65
651546	283,381	651636	110	653074	170	653131	65
651549	284,382	651637	110	653075	63	653132	61
651550	286,383	651642	100	653076	171	653133	56
651551	376	651643	100	653077	76	653134	64
651553	283,381	651644	100	653078	76	653135	58
651560	97	651645	100	653082	171	653136	56



ITEM	PAGE						
653137	60	653194	87	655005	135	655102	119
653138	63	653195	169	655010	135	655103	128,394
653139	70	653196	169	655015	135	655105	137,404
653140	69	653197	71	655020	135	655106	137,404
653141	69	653198	71	655025	135	655110	200,429
653142	82	653199	70	655030	135	655111	200
653143	82	653200	80	655035	135	655112	200,429
653144	77	653203	62	655040	135	655113	200
653145	83	653204	59	655045	135	655117	129,395
653146	77	653205	162	655050	132,398	655118	128,395
653147	170	653206	167	655051	127,394	655120	156
653148	85	653207	166	655053	127,393	655121	156
653149	83	653208	161	655057	132	655122	156
653153	73	653209	166	655058	124,392	655123	156
653154	167	653210	161	655059	124,392	655124	156
653155	168	653211	162	655060	124	655125	141
653156	168	653212	173	655061	127,393	655126	156
653158	78	653213	172	655062	118	655127	156
653159	74	653214	172	655063	118	655128	156
653160	75	653218	179	655064	119	655129	156
653161	75	653219	175	655065	131	655130	156
653162	74	653220	178	655066	131,398	655131	157
653163	86	653221	178	655067	128,395	655132	157
653164	84	653222	176	655068	125,392	655133	157
653165	57	653223	173	655070	117	655135	156
653166	170	653224	174	655071	117	655136	157
653167	61	653225	174	655072	117	655137	150
653168	79	653235	65	655073	117	655140	139
653169	60	653236	66	655074	118	655141	139
653170	170	653237	63	655075	117	655142	141
653171	63	653238	66	655076	125	655143	141
653172	171	653239	67	655077	122,389	655144	141
653173	76	653243	80	655078	122	655145	141
653174	76	653245	163	655081	124	655146	141
653176	163	653246	164	655082	124,387	655147	141
653177	86	653247	164	655083	124	655148	140
653178	84	653257	57	655085	128,395	655149	140
653180	171	653258	58	655087	129,396	655150	138
653181	175	653268	88	655089	117	655151	139
653182	72	653269	89	655090	117	655165	151
653183	72	653270	91	655091	117	655166	151
653184	73	653271	91	655092	117	655167	151
653185	179	653272	88	655093	118	655168	151
653186	180	653273	90	655094	117	655169	152
653187	78	653274	89	655095	136	655170	152
653188	180	653275	90	655096	136,306,401	655171	152
653189	181	653291	87	655097	119	655172	152
653190	181	653292	67	655098	119	655174	153
653191	182	653293	68	655099	119	655176	153
653192	79	653294	68	655100	118	655177	153
653193	85	655000	135	655101	118	655179	153

# Index

ITEM	PAGE		
655185	151	655271	158
655186	151	655272	158
655187	151	655273	158
655188	133,399,455	655274	158
655189	133,399,455	655275	158
655190	133,399,455	655276	158,413
655191	133,455	655277	158
655221	226	655278	158
655222	226	655279	149
655223	226	655280	149
655224	226	655281	149
655225	144	655285	199,429
655226	144	655286	191,423
655227	144	655287	149
655228	144	655288	191
655229	144	655289	192
655230	144	655290	199,429
655231	144	655291	192,424
655232	144	655292	195
655233	144	655293	195
655234	144	655294	193
655235	144	655295	193
655236	144	655296	198
655237	144	655297	198
655239	145,405	655298	197
655241	145,405	655299	197
655243	145,405	655300	141
655245	145,405	655301	141
655247	145,405	655302	141
655249	145,405	655303	138
655250	146,406	655304	139
655251	146,406	655307	140
655252	146,406	655308	140
655253	146,406	655312	199,327,430
655254	148,407	655316	189,323,421
655255	148,407	655317	189,323,421
655256	137	655318	189,323,421
655257	137	655319	189,323,421
655258	138	655323	195
655259	138	655324	198
655260	156	655325	197
655261	156	655326	195
655262	157	655327	198
655263	157	655328	197
655264	156	655329	193
655265	156	655330	193
655266	157	655331	134,400
655267	158	655332	134,400
655268	158	655333	134,400
655269	158	655334	134,400
655270	158	655335	134,400
		655336	134,400
		655337	134,400
		655338	134,400
		655339	134,400
		655340	134,400
		655341	134,400
		655342	134,400
		655343	194
		655344	194
		655345	194
		655346	194
		655347	196
		655348	198
		655349	196
		655350	198
		655351	196
		655352	198
		655353	196
		655354	198
		655355	159
		655356	159
		655357	159
		655358	159
		655359	159
		655360	159
		655361	159
		655362	159
		655363	159
		655364	159
		655365	159
		655366	159
		655367	159
		655368	159
		655369	159
		655370	159
		655371	159
		655372	159
		655373	159
		655374	159
		655375	159
		655380	159
		655381	159
		655382	159
		655383	159
		655384	159
		655424	186,320,418
		655425	186,320,418
		655426	186,320,418
		655427	186,320,418
		655428	186,320,418
		655429	186,320,418
		655430	186,320,418
		655431	186,320,418
		655432	186,320,418
		655433	186,320,418
		655434	186,320,418
		655435	186,320,418
		655436	187,321,419
		655437	187,321,419
		655438	188,322,420
		655439	188,322,420
		655440	188,322,420
		655441	188,322,420
		655442	188,322,420
		655443	188,322,420
		655444	188,322,420
		655445	188,322,420
		655446	188,322,420
		655447	188,322,420
		655448	186,320,418
		655449	186,320,418
		655450	188,322,420
		655451	188,322,420
		655452	188,322,420
		655454	188,322,420
		655457	189,323,421
		655458	147
		655459	147
		655460	147
		655461	147
		655462	147
		655463	147
		655464	147
		655465	147
		655471	130,396
		655472	227
		655473	228
		655474	227
		655475	228
		655476	227
		655477	228
		655478	228
		655479	227
		655480	228
		655481	228
		655520	136
		655521	136
		655522	136
		655523	136,404
		655524	136,404
		655525	136,404
		655526	136,404

ITEM	PAGE						
655527	136,404	655808	151	657092	214	659010	449
655528	136,404	655812	152	657093	214	659011	449
655562	126,393	655814	409	657095	216	659012	206
655639	200	655815	105	657096	216	659013	206
655640	201	655818	189,323,421	657097	215	659014	206
655657	410	655827	201,428	657098	215	659015	206
655658	154	655830	189,323,421	657106	224	659016	206
655659	155	655857	189,323,421	657107	225	659017	206
655660	154	657000	443	657108	225	659018	206
655661	410	657001	444	657123	223	659019	208
655662	154	657002	443	657127	223	659020	206
655663	155	657004	443	657133	222	659021	210
655664	155	657005	443	657134	222	659022	210
655665	155	657008	444	657135	222	659023	207
655679	123	657010	444	657136	222	659024	207
655680	123,390	657011	445	657137	222	659025	207
655681	191,423	657012	445	657138	222	659026	207
655690	187,321,419	657014	442	657139	222	659027	207
655691	187,321,419	657015	442	657140	222	659028	207
655695	187,321,419	657022	443	657143	445	659029	207
655714	148	657023	443	657144	445	659030	208
655715	150	657024	443	657145	445	659031	210
655760	201,428	657025	443	657146	445	659033	210
655761	201,428	657030	442	657147	219	659035	210
655762	137,403	657031	443	657148	218	659044	209
655764	142	657032	443	657149	219	659045	209
655766	153,413	657033	443	657150	217	659046	209
655767	390	657034	443	657151	217	659047	209
655768	122,388	657035	442	657152	218	659049	209
655770	123	657036	444	657153	218	659050	209
655771	123	657037	445	657154	219	659051	209
655772	123	657038	445	657155	219	659052	209
655773	123	657039	445	657156	217	659054	403
655774	123	657040	445	657157	217	659055	403
655775	389	657041	445	657158	218	659057	403
655776	389	657042	445	657169	130,397	659059	366
655779	409	657043	444	657175	223	659060	361
655782	151	657054	132	658017	111	659062	156
655783	408	657055	214	658136	81	659232	282,380
655784	152	657056	214	658213	81	659432	150
655786	409	657057	216	658467	283,381	659433	148
655789	151	657058	216	658588	108	659669	287
655790	408	657059	215	658589	108	659730	287
655792	152	657060	215	658590	108	659893	287
655794	409	657073	223	658591	108	659929	282,380
655797	151	657079	224	658592	283,381		
655798	408	657080	224	658829	81	<b>660000</b>	
655801	152	657081	224	659006	449	660000	461
655802	409	657082	225	659007	449	660001	461
655804	152	657083	225	659008	449	660002	461
655806	409	657087	132,398	659009	449	660003	461

# Index

ITEM	PAGE						
660004	461	660062	471	662022	450	662082	452
660005	461	660063	471	662023	450	662083	452
660006	461	660086	469	662024	450	662084	448
660007	461	660088	474	662025	450	662085	448
660008	461	660089	474	662026	450	662086	454
660009	462,463	660091	468	662027	450	662087	454
660010	462	660092	220	662028	450	662088	454
660011	462	660093	220	662029	450	662089	454
660012	462	660096	473	662034	448	662090	454
660013	461	660097	473	662035	448	662091	454
660014	462	660098	473	662036	448	662092	453
660016	462	660099	473	662037	448	662093	453
660017	462	660105	464	662040	448	662094	454
660018	462	660106	464	662041	448	662095	454
660019	462	660107	464	662042	448	662096	454
660020	466	660108	464	662043	448	662097	454
660021	466	660109	464	662044	448	662098	453
660022	466	660110	464	662045	448	662099	453
660023	466	660111	464	662046	448	662100	454
660024	462,463	660121	462,463	662047	448	662101	454
660025	462	660123	464	662048	448	662102	454
660026	462	660124	463	662049	448	662103	454
660027	462,463	660129	461	662050	448	662104	451
660028	464	660139	467	662051	448	662105	451
660029	464	660146	411	662052	448	662106	451
660030	462,463	660159	464	662053	448	662107	451
660031	462,463	660168	467	662054	448	662108	452
660032	462,463	660182	462,463	662055	448	662109	452
660033	462,463	660183	462	662056	448	662110	452
660034	462,463	660184	462,463	662057	448	662111	452
660035	462	660185	464	662060	448	662112	448
660036	462	660186	464	662061	448	662114	453
660037	462	660187	464	662062	448	662115	453
660038	472	660189	463	662063	448	662116	453
660039	472	662001	101,377	662064	448	662117	453
660040	462	662002	101,377	662065	448	662120	448
660041	472	662005	105	662066	448	662121	448
660042	472	662008	450	662067	448	662130	449
660043	472	662009	450	662068	448	662131	448
660044	472	662010	450	662069	448	662132	454
660046	472	662011	450	662070	448	662133	454
660047	472	662012	450	662071	448	662134	451
660049	472	662013	450	662072	448	662135	451
660050	472	662014	450	662073	448	662136	451
660053	472	662015	450	662075	105	662137	451
660054	472	662016	450	662076	448	662138	451
660055	472	662017	450	662077	448	662139	451
660056	472	662018	450	662078	450	662140	451
660058	472	662019	450	662079	450	662141	451
660060	471	662020	450	662080	452	662142	448
660061	471	662021	450	662081	452	662143	448

ITEM	PAGE						
662146	448	664115	100	670511	462	671055	279
662147	448	664116	100	670512	462	671056	279
662148	450	664204	426	670513	462	671057	279
662154	448	664205	427	670514	462	671058	279
662164	452	664206	428	670515	462	671059	279
664000	364	670000	232	670516	462	671060	279
664001	361	670004	233	670517	464	671061	279
664002	362	670007	234	670518	464	671062	279
664003	358	670015	237	670519	464,470	671063	279
664004	360	670017	238	670520	464,470	671064	278
664005	358	670018	254	670521	464,470	671065	278
664006	359	670030	242	671000	305	671066	278
664007	360	670031	243	671001	305	671067	278
664016	413	670032	249	671002	305	671068	278
664027	363	670037	248	671003	305	671069	278
664029	367	670043	250	671004	305	671070	278
664031	411	670044	251	671006	305	671071	278
664032	362	670050	255	671007	305	671072	126,296,391
664039	425	670051	252	671008	305	671073	126,296,391
664041	365	670052	253	671009	305	671074	126,296,391
664043	411	670053	256	671013	305	671075	298
664044	411	670057	257	671015	296	671076	303
664045	411	670067	241	671016	296	671078	133,306,399
664046	411	670070	258	671017	295	671079	133,306,399
664047	411	670071	260	671018	136,401	671086	298
664048	411	670072	259	671019	305	671089	143,300,402
664049	366	670074	261	671020	305	671090	300
664050	365	670075	240	671021	327	671091	300
664051	369	670076	239	671022	327	671092	300
664053	369	670080	246	671023	328	671095	309
664054	370	670081	245	671024	328	671096	309
664057	364	670082	247	671025	306	671099	309
664066	428	670083	244	671027	301	671100	309
664067	412	670084	236	671028	301	671101	310
664068	412	670085	235	671029	301	671102	312
664069	427	670086	262	671030	301	671103	313,414
664077	367	670107	234	671031	297	671105	314
664079	368	670130	242	671032	297	671106	313
664080	370	670207	234	671033	299	671107	314
664082	426	670230	242	671041	299	671108	315,415
664084	160	670500	461	671042	143,401	671110	316
664085	160	670501	461	671043	202,329,430	671111	316
664086	160	670502	461	671044	201,329,430	671112	285
664087	160	670503	461	671046	192,326,424	671113	285
664088	312,414	670504	461	671047	192,326,424	671114	285
664089	315,415	670505	461	671048	326	671115	285
664110	391	670506	461	671049	326	671126	304
664111	100,377	670507	461	671050	295	671128	304
664112	100,377	670508	461	671052	279	671130	304
664113	100,377	670509	462	671053	279	671132	304
664114	100	670510	462	671054	279	671144	304

# Notes

ITEM	PAGE						
671146	304	671258	294	671364	281	671639	299
671148	304	671259	293	671365	281	671640	267,307
671150	304	671260	294	671366	281	671643	308
671152	304	671261	294	671367	281	671644	307
671196	304	671274	293	671368	281	671645	308
671198	304	671275	294	671369	281	671646	285
671200	304	671276	294	671370	281	671647	308
671202	304	671277	293	671371	281	671653	142,307
671204	304	671278	294	671372	281	671654	142,307,402
671206	270	671279	294	671373	281	671655	307
671207	270	671280	293	671374	281	671680	401
671208	310	671281	294	671375	281	671682	286
671209	310	671282	294	671376	281	671688	271
671210	266	671289	293	671377	281	671689	271
671211	266	671307	279	671378	281	671690	270
671212	266	671308	279	671379	281	671691	270
671213	266	671309	279	671380	281	671692	272
671214	266	671310	279	671381	281	671693	272
671217	266	671315	278	671384	292	671694	272
671218	266	671317	278	671386	292	671695	272
671219	266	671319	278	671390	292	671696	273
671220	267	671324	278	671392	292	671697	273
671222	267	671325	278,302	671396	292	671700	273
671223	267	671326	278	671398	292	671701	273
671224	268	671327	278	671408	292	671704	311
671225	268	671332	280	671410	292	671705	311
671227	268	671334	280	671418	292	671706	274
671228	268	671335	280	671425	292	671707	274
671229	268	671336	280	671461	292	671708	274
671230	269	671337	280	671475	292	671709	274
671231	269	671338	280	671479	292	671710	275
671232	269	671339	280	671493	292	671711	275
671233	303	671340	280	671495	292	671712	275
671234	302	671341	280	671499	292	671713	275
671236	326	671342	280	671596	293	671714	325
671237	326	671343	280	671597	293	671715	325
671238	326	671344	280	671598	293	671716	311
671240	326	671345	280	671599	293	671717	311
671241	326	671346	280	671600	288	671724	308
671242	326	671347	280	671602	288	671728	359
671247	293	671348	280	671605	288	671729	363
671248	294	671349	280	671606	289	671730	375
671249	294	671350	280	671607	289	680015	283,381
671250	293	671351	280	671608	301	680465	150
671251	294	671352	281	671609	301	680466	148
671252	294	671354	281	671610	286	680597	286,383
671253	293	671356	281	671612	305	681379	283,381
671254	294	671358	281	671613	305	681443	92
671255	294	671360	281	671614	305	681813	286,383
671256	293	671362	281	671615	305	681883	282,380
671257	294	671363	281	671635	266	681916	148,407

ITEM	PAGE		
681917	148,407	699933	283,381
682660	283,381	699936	282,380
682825	368	699939	282,380
682862	388		
682882	188,322,420		
682883	186,320,418		
682884	186,320,418		
682888	280,378		
682961	284,383		
682994	287		
683044	282,380		
683159	283,381		
683160	283,381		
683161	283,381		
683162	283,381		
683163	282,380		
683164	282,380		
683210	282,380		
686001	439		
686002	439		
686003	439		
686004	439		
686005	439		
686006	439		
686007	439		
699689	386		
699690	386		
699691	386		
699692	386		
699693	386		
699694	387		
699695	387		
699696	387		
699697	387		
699698	387		
699699	387		
699726	121		
699727	121		
699730	121		
699731	121		
699732	121		
699733	121		
699735	120		
699736	120		
699737	120		
699738	120		
699739	120		
699740	445		
699769	131,397		
699778	271		
699932	283,381		



PO BOX 160350  
BLDG H-11 Freeport Center  
Clearfield, UT 84016-0350

801.773.6282  
800.824.2049 TOLL FREE  
800.722.3226 TOLL FREE FAX

[www.tslots.com](http://www.tslots.com)